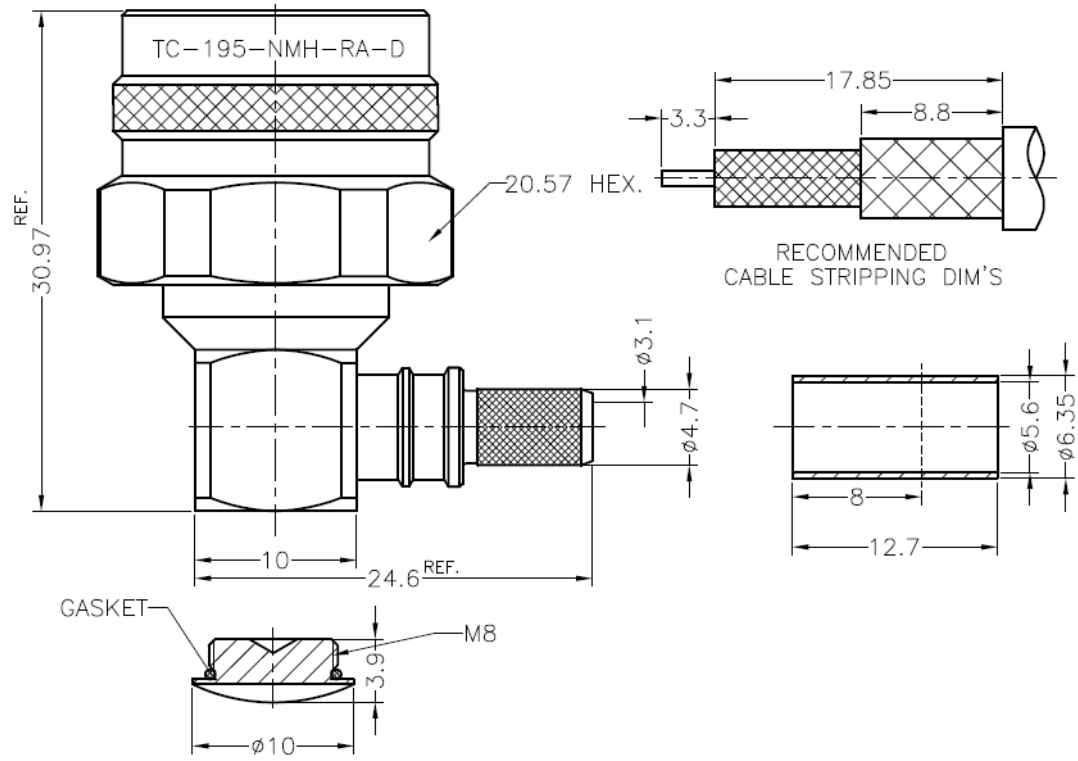


SYM	REVISION DESCRIPTION	DFTM	DATE	APPD	DATE
A	RELEASED FOR PRODUCTION	D. J. H.	1/13/09	J. D. B.	1/13/09



**ALL PARTS SATISFIED ROHS REQUIREMENTS**

NOTE:  
1. CRIMP THE FERRULE TO .217" HEX.

材料与电镀(MATERIALS AND PLATING)		UNIT: MICRO-INCHES
壳体,主体 BODY,SHELL	黄铜 (BRASS C3604)	镀三元合金80μ" ALBALOY PLATING THICK 80 MIN.
中心针 CONTACT PIN	黄铜 (BRASS C3604)	铜底,镀金50μ" GOLD PL. 50/COPPER
绝缘体: INSULATOR	聚四氟乙烯	TEFLON MIL-P-19468
铜管: FERRULE	紫铜	镀三元合金80μ" ALBALOY PLATING THICK 80 MIN.
密封圈: GASKET	硅橡胶	SILICONE
		RED OR BLACK

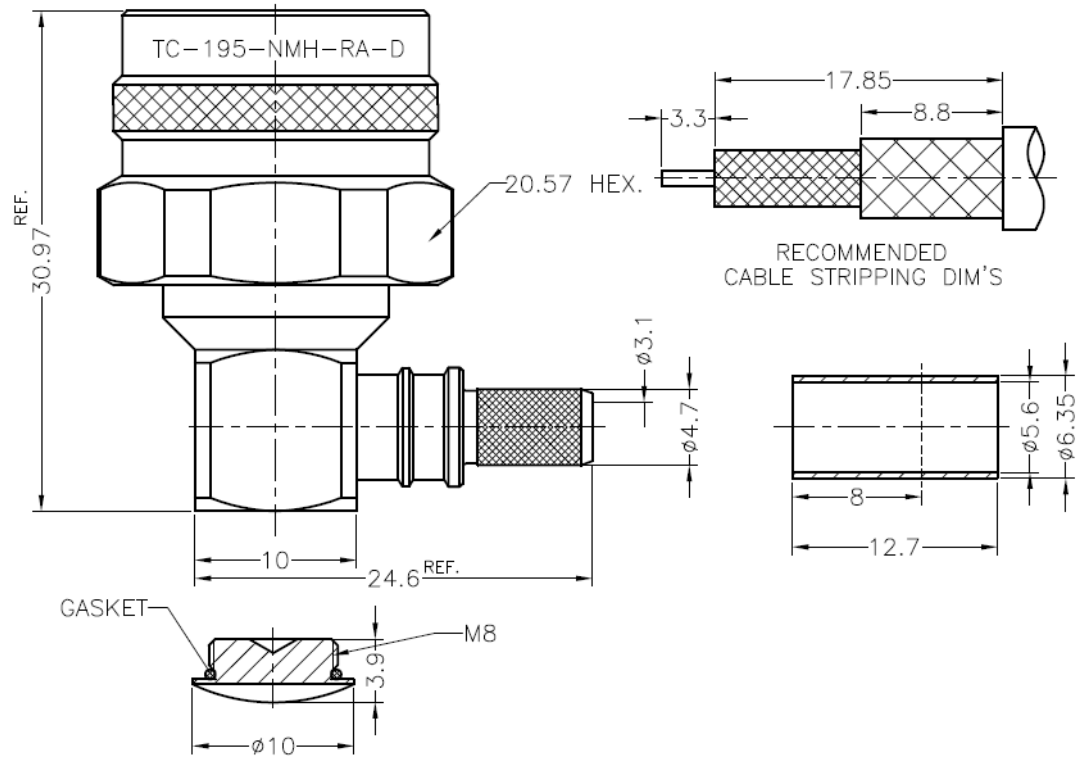
电气性能(ELECTRICAL CHARACTERISTICS)	
特性阻抗 (Impedance)	50 Ω
工作电压 (Voltage rating)	750V(rms)
频率范围 (Frequency range)	0~6GHz
介电耐压 (Dielectric withstanding voltage)	1000V
接触电阻 (Contact resistance)	内导体(Center contact): ≤3mΩ 外导体(Outer contact)≤2mΩ
绝缘电阻 (Insulation resistance)	≥5000MΩ
插入损耗 (Insertion loss)	根据电缆特性 (According as the cable)
射频泄漏 (RF-leakage)	N/A
电压驻波比 (VSWR)	≤1.2 (DC-2GHz) ≤1.3 (DC-6GHz)
三阶互调 (3rd Intermodulation)	---

机械特性 (MECHANICAL CHARACTERISTICS)	
插入力 (Force to engage and disengage)	6 lbs MAX.
中心针保持力 Center contact retention force	6 lbs MIN.
螺母扭力 (Coupling torque)	30 in-lbs MIN.
螺母扭力 (Coupling nut retention force)	100 lbs MIN.
机械耐久性 (Durability)	≥ 500 cycles

环境参数 (ENVIRONMENTAL CHARACTERISTICS)	
工作温度 (Temperature range)	-55? - +155?
Thermal shock	US MIL- STD 202, Meth. 107, Cond. B
Vibration	US MIL- STD 202, Meth. 204, Cond. B
Shock	US MIL- STD 202, Meth. 213, Cond. I
Climatic class	IEC 60068 65/165/21

MATL:	UNLESS OTHERWISE SPECIFIED		DFTM. D. J. H.	TIMES MICROWAVE SYSTEMS
	ALL DIMENSIONS ARE IN mm MACHINED SURFACES FINISH 1.6 RMS MAX. REMOVE ALL BURRS 0.15X45° MAX. BREAK MACHINE CORNERS 0.15X45° MAX. FILLET R. TOLERANCES ON DECIMALS .X ± 0.2 .XX ± 0.1 ANGLES ± 3° FRACTIONS ± N/A		DATE 1/13/09	
USED ON: 0-1			CHKD. J. D. B.	<b>TC-195-NMH-RA-D</b> 90° "N" MALE FOR LMR-195 CABLE
			DATE 1/13/09	
			APPD. J. D. B.	
SCALE: N/A	DWG. SIZE A	DO NOT SCALE DRAWING	DATE 1/13/09	1 of 1 SD3190-2425
		CODE IDENT 68999		REV A

SYM	REVISION DESCRIPTION	DFTM	DATE	APPD	DATE
A	RELEASED FOR PRODUCTION	D. J. H.	1/13/09	J. D. B.	1/13/09



RECOMMENDED CABLE STRIPPING DIM'S

ALL PARTS SATISFIED ROHS REQUIREMENTS

NOTE:  
1. CRIMP THE FERRULE TO .217" HEX.

材料与电镀(MATERIALS AND PLATING)		UNIT: MICRO-INCHES
壳体,主体 BODY,SHELL	黄铜 (BRASS C3604)	镀三元合金80μ" ALBALOY PLATING THICK 80 MIN.
中心针 CONTACT PIN	黄铜 (BRASS C3604)	铜底,镀金50μ" GOLD PL. 50/COPPER
绝缘体: INSULATOR	聚四氟乙烯	TEFLON MIL-P-19468
铜管: FERRULE	紫铜	镀三元合金80μ" ALBALOY PLATING THICK 80 MIN.
密封圈: GASKET	硅橡胶	SILICONE
		RED OR BLACK

电气性能(ELECTRICAL CHARACTERISTICS)	
特性阻抗 (Impedance)	50 Ω
工作电压 (Voltage rating)	750V(rms)
频率范围 (Frequency range)	0~6GHz
介电耐压 (Dielectric withstanding voltage)	1000V
接触电阻 (Contact resistance)	内导体(Center contact): ≤3mΩ 外导体(Outer contact)≤2mΩ
绝缘电阻 (Insulation resistance)	≥5000MΩ
插入损耗 (Insertion loss)	根据电缆特性 (According as the cable)
射频泄漏 (RF-leakage)	N/A
电压驻波比 (VSWR)	≤1.2 (DC-2GHz) ≤1.3 (DC-6GHz)
三阶互调 (3rd Intermodulation)	---

机械特性 (MECHANICAL CHARACTERISTICS)	
插入力 (Force to engage and disengage)	6 lbs MAX.
中心针保持力 (Center contact retention force)	6 lbs MIN.
螺母扭力 (Coupling torque)	30 in-lbs MIN.
螺母拉力 (Coupling nut retention force)	100 lbs MIN.
机械耐久性 (Durability)	≥ 500 cycles

环境参数 (ENVIRONMENTAL CHARACTERISTICS)	
工作温度 (Temperature range)	-55? - +155?
Thermal shock	US MIL- STD 202, Meth. 107, Cond. B
Vibration	US MIL- STD 202, Meth. 204, Cond. B
Shock	US MIL- STD 202, Meth. 213, Cond. I
Climatic class	IEC 60068 65/165/21

MATERIAL: .	UNLESS OTHERWISE SPECIFIED	DFTM: D. J. H.	TIMES MICROWAVE SYSTEMS
	ALL DIMENSIONS ARE IN mm MACHINED SURFACES FINISH 1.6 RMS MAX. REMOVE ALL BURRS 0.15X45° MAX. BREAK MACHINE CORNERS 0.15X45° MAX. FILLET R. TOLERANCES ON DECIMALS .X ± 0.2 .XX ± 0.1 ANGLES ± 3° FRACTIONS ± N/A	DATE: 1/13/09	
USED ON: 0-1		CHKD: J. D. B.	TC-195-NMH-RA-D 90° "N" MALE FOR LMR-195 CABLE
		DATE: 1/13/09	
		APPD: J. D. B.	
SCALE: N/A	DWG. SIZE: A	DO NOT SCALE DRAWING	DATE: 1/13/09
	CODE IDENT: 68999		DATE: 1/13/09
			1 of 1 SD3190-2425
			REV: A



## Low Loss Flexible RG142 Type Coax Cable Triple Shielded with Tan FEP Jacket

### TECHNICAL DATA SHEET

PE-P195

Low Loss Flexible RG142 Type Coax Cable Triple Shielded with Tan FEP Jacket

#### Configuration

Cable Design	Low Loss
Inner Conductor Material and Plating	Copper Clad Steel, Silver
Dielectric Type	PTFE
Shield Materials	Silver Plated Copper, Aluminum Tape
Jacket Material and Color	FEP, Tan

#### Electrical Specifications

Impedance, Ohms	50
Capacitance, pF/ft [pF/m]	29 [95.14]
Jacket Spark, Vrms	2,000

#### Electrical Specifications by Frequency

##### Frequency 1

Frequency, MHz	500
Attenuation, dB/100ft [dB/100m]	9 [29.53]

##### Frequency 2

Frequency, MHz	1000
Attenuation, dB/100ft [dB/100m]	12.5 [41.01]

##### Frequency 3

Frequency, GHz	3
Attenuation, dB/100ft [dB/100m]	23.3 [76.44]

##### Frequency 4

Frequency, GHz	5
Attenuation, dB/100ft [dB/100m]	31 [101.71]

#### Mechanical Specifications

##### Inner Conductor

Number of Strands	1
Material	Copper Clad Steel
Plating	Silver
Diameter, in [mm]	0.037 [0.94]

##### Dielectric:

Type	PTFE
Diameter, in [mm]	0.11 [2.79]

Click the following link (or enter part number in "SEARCH" on website) to obtain additional part information including price, inventory and certifications: [Low Loss Flexible RG142 Type Coax Cable Triple Shielded with Tan FEP Jacket PE-P195](#)

The information contained in this document is accurate to the best of our knowledge and representative of the part described herein. It may be necessary to make modifications to the part and/or the documentation of the part, in order to implement improvements. Pasternack reserves the right to make such changes as required. Unless otherwise stated, all specifications are nominal.



## Low Loss Flexible RG142 Type Coax Cable Triple Shielded with Tan FEP Jacket

### TECHNICAL DATA SHEET

PE-P195

**Shield:**

Number of	3
Material 1	Silver Plated Copper
Material 2	Aluminum Tape
Material 3	Silver Plated Copper Braid
Diameter, in [mm]	0.155 [3.94]

**Jacket:**

Material	FEP
Diameter, in [mm]	0.195 [4.95]
Color	Tan
Weight, lbs/ft [Kg/m]	0.002 [0]

**Compliance Certifications** (visit [www.Pasternack.com](http://www.Pasternack.com) for current document)

RoHS Compliant	Yes
----------------	-----

**Plotted and Other Data**

Notes:	Values at 25 °C, sea level
--------	----------------------------

Low Loss Flexible RG142 Type Coax Cable Triple Shielded with Tan FEP Jacket from Pasternack Enterprises has same day shipment for domestic and International orders. Our RF, microwave and fiber optic products maintain a 99% availability and are part of the broadest selection in the industry.

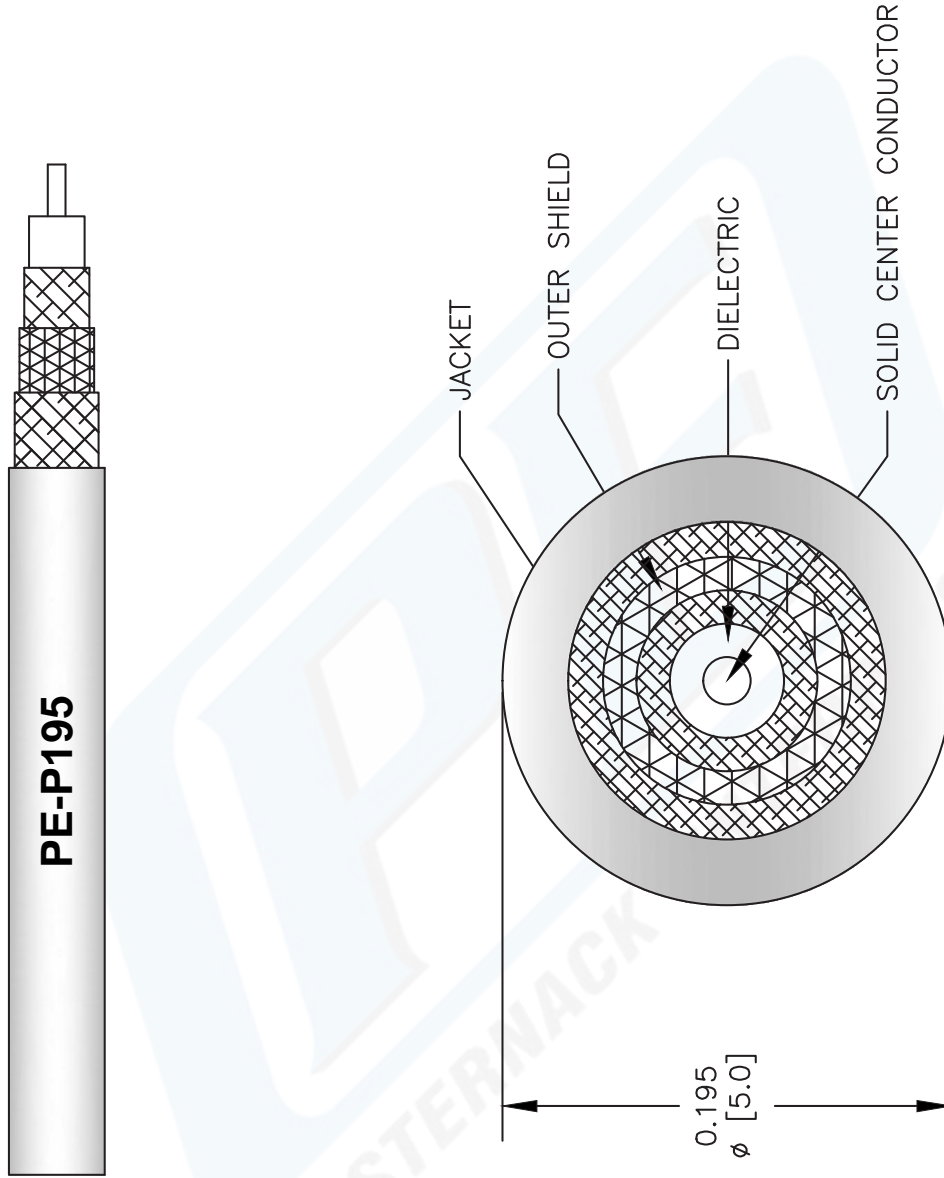
Click the following link (or enter part number in "SEARCH" on website) to obtain additional part information including price, inventory and certifications: [Low Loss Flexible RG142 Type Coax Cable Triple Shielded with Tan FEP Jacket PE-P195](#)

URL: <http://www.pasternack.com/precision-0.195-rg142-solid-center-conductor-52-ohm-coax-cable-fep-jacket-pe-p195-p.aspx>

The information contained in this document is accurate to the best of our knowledge and representative of the part described herein. It may be necessary to make modifications to the part and/or the documentation of the part, in order to implement improvements. Pasternack reserves the right to make such changes as required. Unless otherwise stated, all specifications are nominal.

# PE-P195 CAD Drawing

Low Loss Flexible RG142 Type Coax Cable Triple Shielded with Tan FEP Jacket



NOTES:  
 1. UNLESS OTHERWISE SPECIFIED ALL DIMENSIONS ARE NOMINAL.  
 2. ALL SPECIFICATIONS ARE SUBJECT TO CHANGE WITHOUT NOTICE AT ANY TIME.  
 3. DIMENSIONS ARE IN INCHES [mm].

DWG TITLE  
**PE-P195**

REV. D	FSCM NO. 53919	CAD FILE	081512-D	SCALE	N/A	SIZE	A
							2233

**PASTERNAK®**  
 Pasternack Enterprises, Inc.  
 P.O. Box 16759 | Irvine | CA | 92623  
 Phone: (949) 261-1920 | Fax: (949) 261-7451  
 Website: www.pasternack.com | E-Mail: sales@pasternack.com