



## SMA Male Connector Crimp/Solder Attachment for RG188-DS, RG316-DS

### RF Connectors Technical Data Sheet

**PE4401**

#### Configuration

- SMA Male Connector
- MIL-STD-348A
- 50 Ohms
- Straight Body Geometry
- Connector Interface Types: RG188-DS, RG316-DS
- 5/16 inch Hex

#### Features

- Max. Operating Frequency 12.4 GHz
- Excellent VSWR of 1.21:1
- Gold Plated Brass Contact
- 30 µin minimum contact plating

#### Applications

- General Purpose Test
- Custom Cable Assemblies

#### Description

Pasternack's PE4401 SMA male connector with crimp/solder attachment for RG188-DS and RG316-DS is part of our full line of RF components available for same-day shipping. Our SMA male connector operates up to a maximum frequency of 12.4 GHz and offers excellent VSWR of 1.21:1.

Our SMA male connector PE4401 datasheet specifications and drawing with dimensions are shown below in this PDF. Pasternack's broad catalog of RF, microwave and millimeter wave connectors allows designers to configure and customize their signal connections however they like. Whether the need is to provide an I/O for a board design, or simply create a custom cable assembly configuration, Pasternack has the right connector for the job. Pasternack can also expertly build your custom cable assemblies for you and ship same-day.

#### Electrical Specifications

Description	Minimum	Typical	Maximum	Units
Frequency Range	DC		12.4	GHz
VSWR			1.21:1	
Operating Voltage (AC)			335	Vrms

#### Mechanical Specifications

##### Size

Length	0.941 in [23.9 mm]
Width/Dia.	0.315 in [8.00 mm]
Weight	0.013 lbs [5.9 g]
Mating Torque	3 to 5 in-lbs [0.34 to 0.57 Nm]

Click the following link (or enter part number in "SEARCH" on website) to obtain additional part information including price, inventory and certifications: [SMA Male Connector Crimp/Solder Attachment for RG188-DS, RG316-DS PE4401](#)



## SMA Male Connector Crimp/Solder Attachment for RG188-DS, RG316-DS

### RF Connectors Technical Data Sheet

**PE4401**

#### Material Specifications

Description	Material	Plating
Contact	Brass	Gold 30 µin minimum
Insulation	PTFE	
Body	Brass	Nickel 100 µin minimum
Coupling Nut	Brass	Nickel 100 µin minimum
Crimp Sleeve	Brass	Nickel

#### Environmental Specifications

##### Temperature

Operating Range -65 to +165 deg C

**Compliance Certifications** (see [product page](#) for current document)

#### Plotted and Other Data

Notes:

SMA Male Connector Crimp/Solder Attachment for RG188-DS, RG316-DS from Pasternack Enterprises has same day shipment for domestic and International orders. Our RF, microwave and millimeter wave products maintain a 99.4% availability and are part of the broadest selection in the industry.

Click the following link (or enter part number in "SEARCH" on website) to obtain additional part information including price, inventory and certifications: [SMA Male Connector Crimp/Solder Attachment for RG188-DS, RG316-DS PE4401](#)

URL: <https://www.pasternack.com/sma-male-rg188-ds-rg316-ds-connector-pe4401-p.aspx>

The information contained in this document is accurate to the best of our knowledge and representative of the part described herein. It may be necessary to make modifications to the part and/or the documentation of the part, in order to implement improvements. Pasternack reserves the right to make such changes as required. Unless otherwise stated, all specifications are nominal. Pasternack does not make any representation or warranty regarding the suitability of the part described herein for any particular purpose, and Pasternack does not assume any liability arising out of the use of any part or documentation.

## SMA Male Connector Crimp/Solder Attachment for RG188-DS, RG316-DS

Technical drawing of a 5/16" HEX bolt. The drawing shows the bolt from a side view and a cross-sectional view. The side view dimensions are: total length .94 (23.9), hex head height .50 (12.7), and hex head diameter .420 (10.67). The cross-sectional view shows the hex head dimensions: width .240 (6.10) and height .110 (2.79). The bolt is labeled 5/16" HEX.

## RECOMMENDED STRIPPING DIMENSIONS

NOTES:

CRIMP SIZES REQUIRED-

CONTACT: SOLDER

FERRULE: .151 [3.83] HEX CRIMP

THESE COMMODITIES, TECHNOLOGY OR SOFTWARE WERE EXPORTED FROM THE UNITED STATES IN ACCORDANCE WITH THE EXPORT ADMINISTRATION REGULATIONS. DIVERSION CONTRARY TO U.S. LAW PROHIBITED.

UNLESS OTHERWISE SPECIFIED  
READING DIMENSIONS ARE INCHES  
DIMENSIONS IN ( ) ARE MILLIMETERS

TOLERANCES:	
X = ±.2	[5.08] FRACTIONS ± 1/32
XX = ±.02	[.51] ANGLES ± 1°
XX = ±.005	[.13]

**CABLE LENGTH (L) TOLERANCES:**

$L \leq 12$	$[305] = +1$	$[25] / -0$
$12 [305] < L \leq 60$	$[1524] = +2$	$[51] / -0$
$[1524] < L \leq 120$	$[3048] = +4$	$[102] / -0$
$[3048] < L \leq 300$	$[7620] = +6$	$[152] / -0$

300 [7620] < L = +5%L / -0

---

ALL DIMENSIONS SHOWN  
ARE FOR REFERENCE ONLY.

**PE** **PASTERNAK**  
an INFINITE® brand


Pasternack Enterprises, Inc.  
P.O.Box 16759, Irvine, CA 92623.  
Phone: 1.949.261.1920 | 1.866.727.8376  
Fax: 1.949.261.7451

Website: [www.pasternack.com](http://www.pasternack.com)  
E-mail: [sales@pasternack.com](mailto:sales@pasternack.com)

SIZE	CAGE CODE	DRAWN BY	ITEM NO.
------	-----------	----------	----------

SIZE	CAGE CODE	DRAWN BY
A	53919	DFRISIELLO

**THIRD-ANGLE PROJECTION**



THE INFORMATION AND DESIGN IN THIS DOCUMENT IS THE PROPERTY OF PASTERNAK CORPORATION. ALL RIGHTS RESERVED.

HEET 1 OF 1

N/A

REV	
-----	--

REV D  
01



Banana Plug Connector Crimp/Solder  
Attachment for RG188-DS, RG316-DS

TECHNICAL DATA SHEET

PE45164

**Configuration**

Connector	Banana Plug
Connector Interface Type	RG188-DS, RG316-DS
Attachment Method (Shield/Contact)	Crimp/Solder
Body Style	Straight

**Electrical Specifications**

Impedance	0 Ohms
-----------	--------

**Mechanical Specifications**

**Size**

Length	2.54 in [64.52 mm]
Width/Dia.	1.175 in [29.85 mm]
Height	0.65 in [16.51 mm]
Weight	0.041 lbs [18.6 g]

**Connector**

Type	Banana Plug
Contact Material and Plating	Brass, Nickel
Body Material and Plating	Brass, Nickel
Dielectric Type	ABS

**Compliance Certifications** (visit [www.Pasternack.com](http://www.Pasternack.com) for current document)

Not RoHS Compliant

**Plotted and Other Data**

Notes:

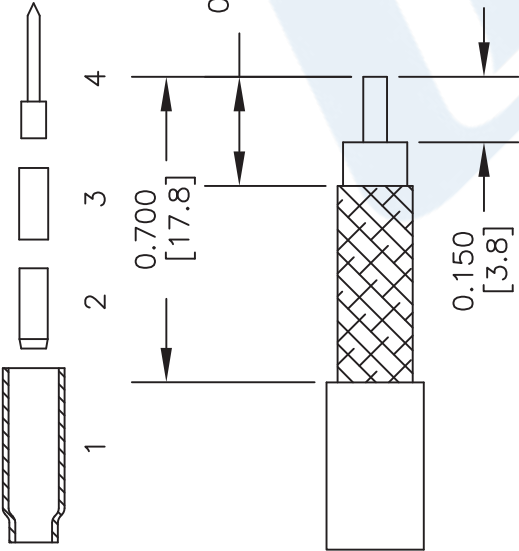
- Values at +25 °C, sea level

Banana Plug Connector Crimp/Solder Attachment for RG188-DS, RG316-DS from Pasternack Enterprises has same day shipment for domestic and International orders. Our RF, microwave and millimeter wave products maintain a 99% availability and are part of the broadest selection in the industry.

Click the following link (or enter part number in "SEARCH" on website) to obtain additional part information including price, inventory and certifications: [Banana Plug Connector Crimp/Solder Attachment for RG188-DS, RG316-DS PE45164](http://www.Pasternack.com/banana-plug-rg188-ds-rg316-ds-connector-pe45164-p.aspx)

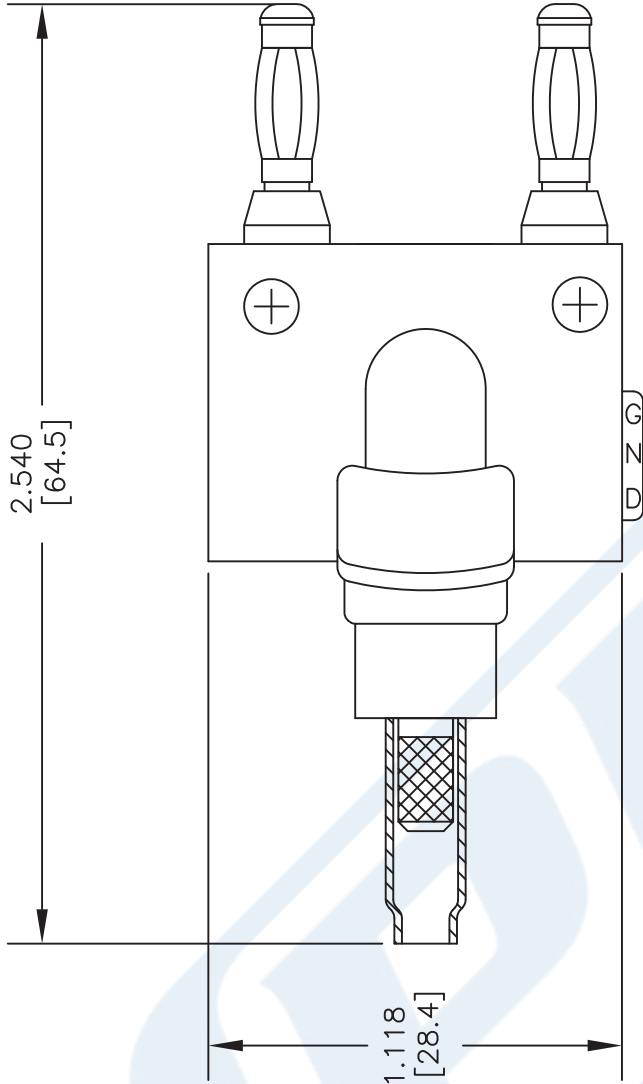
URL: <http://www.pasternack.com/banana-plug-rg188-ds-rg316-ds-connector-pe45164-p.aspx>

The information contained in this document is accurate to the best of our knowledge and representative of the part described herein. It may be necessary to make modifications to the part and/or the documentation of the part, in order to implement improvements. Pasternack reserves the right to make such changes as required. Unless otherwise stated, all specifications are nominal. Pasternack does not make any representation or warranty regarding the suitability of the part described herein for any particular purpose, and Pasternack does not assume any liability arising out of the use of any part or documentation.



STRIPPING DIMENSIONS  
ASSEMBLY PROCEDURES

1. STRIP CABLE AS SHOWN & SLIDE FERRULE (1) ONTO CABLE.
2. FLARE END OF CABLE BRAID & SLIDE METAL SPACER (2) & PTFE (3) SPACER OVER CABLE DIELECTRIC.
3. THE CONTACT (4) SHOULD BUTT AGAINST THE DIELECTRIC & PTFE SPACER. CRIMP CONTACT TO CABLE CENTER CONDUCTOR.
4. INSTALL CABLE ASSEMBLY INTO BODY SO THAT THE INNER FERRULE PORTION OF BODY SLIDES UNDER BRAID. PUSH CABLE ASSEMBLY FORWARD UNTIL CONTACT SITS IN PLACE. SLIDE FERRULE OVER BRAID AND UP AGAINST CONNECTOR BODY & CRIMP.



CRIMP SIZE REQUIRED

CONTACT: .068" HEX CRIMP TOOL  
FERRULE: .178" HEX CRIMP TOOL

DWG TITLE

PE45164

NOTES:  
1. UNLESS OTHERWISE SPECIFIED ALL DIMENSIONS ARE NOMINAL.  
2. ALL SPECIFICATIONS ARE SUBJECT TO CHANGE WITHOUT NOTICE AT ANY TIME.  
3. DIMENSIONS ARE IN INCHES [mm].  
4. FITS MIL-C-17 AND EQUIVALENT CABLES.

Website: [www.pasternack.com](http://www.pasternack.com) | E-Mail: [sales@pasternack.com](mailto:sales@pasternack.com)

**PE PASTERNAK**  
THE ENGINEER'S RF SOURCE

Pasternack Enterprises, Inc.

P.O. Box 16759 | Irvine | CA | 92623

Phone: (949) 261-1920 | Fax: (949) 261-7451

Website: [www.pasternack.com](http://www.pasternack.com) | E-Mail: [sales@pasternack.com](mailto:sales@pasternack.com)

FSCM NO. 53919

CAD FILE

031815

SCALE N/A

SIZE A

2233

## Flexible RG188 Coax Cable Double Shielded with White PTFE Jacket

### RF Cables Technical Data Sheet

**RG188-DS**

#### Configuration

- Flexible Cable
- 2 Shield(s)

#### Electrical Specifications

Description	Minimum	Typical	Maximum	Units
Frequency Range	DC		10	GHz
Impedance		50		Ohms
Dielectric Withstanding Voltage (AC)			2,000	Vrms
Nominal Capacitance		32 [104.99]		pF/ft [pF/m]

#### Performance by Frequency Band

Description	F1	F2	F3	F4	F5	Units
Frequency	0.01	0.1	1	5	10	GHz
Attenuation, Typ	3.8	11.5	30	79	133	dB/100ft
	12.47	37.73	98.43	259.19	436.35	dB/100m
Input Power (CW), Max	1,250	450	160	57		Watts

#### Mechanical Specifications

Diameter	0.118 in [3 mm]
Weight	0.016 lbs/ft [0.02 Kg/m]

#### Construction Specifications

Description	Material and Plating	Diameter
Inner Conductor	Copper Clad Steel, Silver, 7 Strands	0.02 in [0.51 mm]
Conductor Type	Stranded	
Dielectric	PTFE	0.06 in [1.52 mm]
First Shield	Silver Plated Copper Braid 90% coverage	0.078 in [1.98 mm]

Click the following link (or enter part number in "SEARCH" on website) to obtain additional part information including price, inventory and certifications: [Flexible RG188 Coax Cable Double Shielded with White PTFE Jacket RG188-DS](#)

## Flexible RG188 Coax Cable Double Shielded with White PTFE Jacket

### RF Cables Technical Data Sheet

**RG188-DS**

Second Shield	Silver Plated Copper Braid 90% coverage	0.096 in [2.44 mm]
Jacket	PTFE, White	0.118 in [3 mm]

#### Environmental Specifications

##### Temperature

Operating Range

-55 to +200 deg C

**Compliance Certifications** (see [product page](#) for current document)

#### Plotted and Other Data

Notes:

Flexible RG188 Coax Cable Double Shielded with White PTFE Jacket from Pasternack Enterprises has same day shipment for domestic and International orders. Our RF, microwave and millimeter wave products maintain a 99.4% availability and are part of the broadest selection in the industry.

Click the following link (or enter part number in "SEARCH" on website) to obtain additional part information including price, inventory and certifications: [Flexible RG188 Coax Cable Double Shielded with White PTFE Jacket RG188-DS](#)

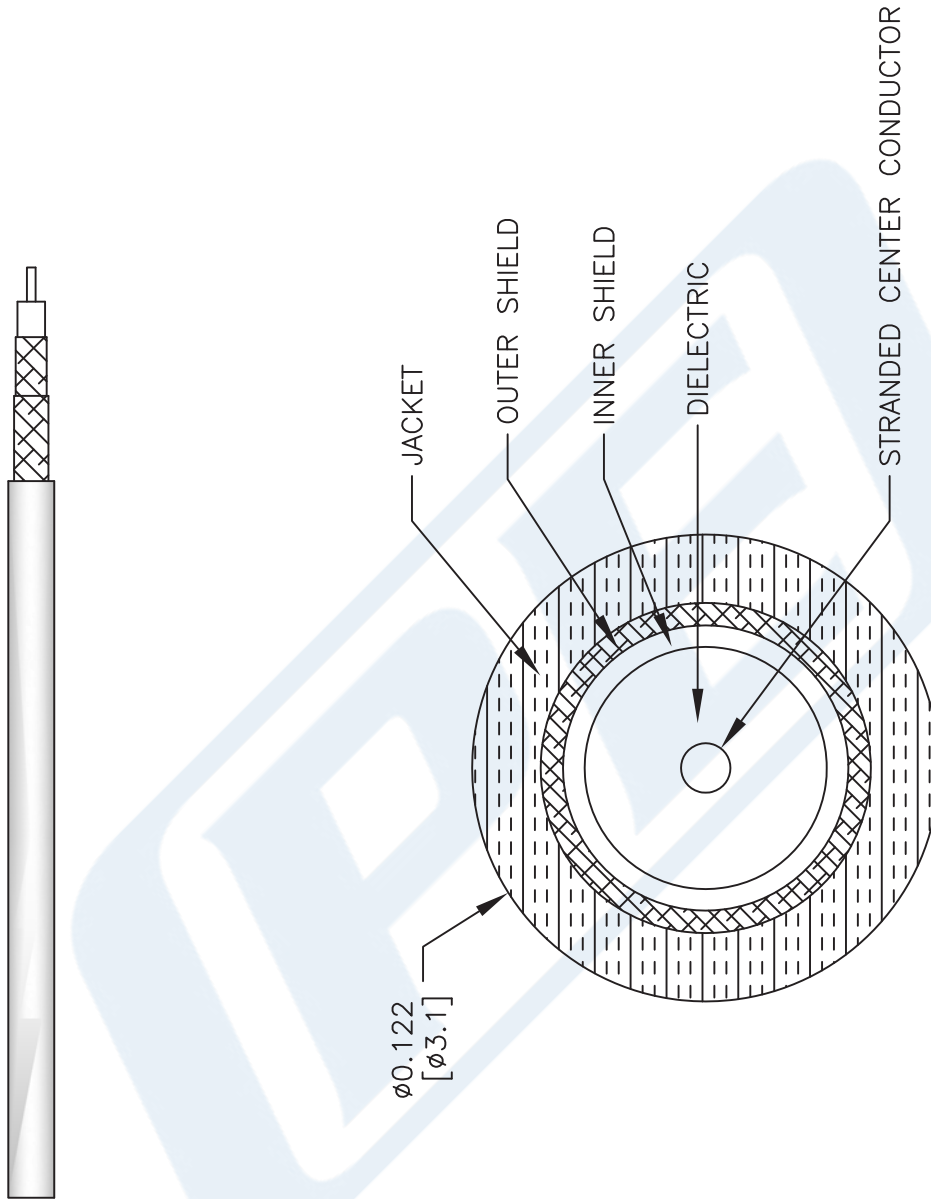
URL: <https://www.pasternack.com/flexible-0.122-rg188-ds-50-ohm-coax-cable-ptfe-jacket-rg188-ds-p.aspx>

The information contained in this document is accurate to the best of our knowledge and representative of the part described herein. It may be necessary to make modifications to the part and/or the documentation of the part, in order to implement improvements. Pasternack reserves the right to make such changes as required. Unless otherwise stated, all specifications are nominal. Pasternack does not make any representation or warranty regarding the suitability of the part described herein for any particular purpose, and Pasternack does not assume any liability arising out of the use of any part or documentation.



# RG188-DS CAD Drawing

Flexible RG188 Coax Cable Double Shielded with White PTFE Jacket



NOTES:  
1. UNLESS OTHERWISE SPECIFIED ALL DIMENSIONS ARE NOMINAL.  
2. ALL SPECIFICATIONS ARE SUBJECT TO CHANGE WITHOUT NOTICE AT ANY TIME.  
3. DIMENSIONS ARE IN INCHES [mm].

DWG TITLE  
**RG188-DS**

CAGE CODE 53919

CAD FILE 062817

SCALE N/A

SIZE A

2233

**PE PASTERNAK®**  
THE ENGINEER'S RF SOURCE

Pasternack Enterprises, Inc.  
P.O. Box 16759 | Irvine | CA | 92623  
Phone: (949) 261-1920 | Fax: (949) 261-7451  
Website: [www.pasternack.com](http://www.pasternack.com) | E-Mail: [sales@pasternack.com](mailto:sales@pasternack.com)