



## BMA Jack Right Angle Slide-On Connector Solder Attachment 2 Hole Flange Mount for RG402, PE-SR402AL, PE-SR402FL, PE-SR402FLJ, PE-SR402TN

### RF Connectors Technical Data Sheet

PE45329

#### Configuration

- Slide-On BMA Jack Connector
- 50 Ohms
- Right Angle Body Geometry
- RG402, PE-SR402AL, PE-SR402FL, PE-SR402FLJ, PE-SR402TN Interface Type
- Solder/Solder Attachment
- 2 Hole Flange

#### Features

- Max. Operating Frequency 12.4 GHz
- Good VSWR of 1.46:1
- Gold Plated Beryllium Copper Contact
- Blind Mate Connector
- Low-Engagement Force
- Radial and Axial Float Versions

#### Applications

- General Purpose Test
- Rack and Panel Mount Applications
- Custom Cable Assemblies
- Blind Mating
- Rack and Panel
- Phased Array Systems
- Base Stations
- RF Backplanes
- Test I/O

#### Description

Pasternack's PE45329 BMA jack slide-on right angle 2 hole flange mount connector with solder/solder attachment for RG402, PE-SR402AL, PE-SR402FL, PE-SR402FLJ and PE-SR402TN is part of our full line of RF components available for same-day shipping. Our BMA jack connector operates up to a maximum frequency of 12.4 GHz and offers good VSWR of 1.46:1. The Pasternack blind mate connector is ideal for applications where direct visual or tactile access to the connection point is not possible, for example, when two circuit boards need to be mated. Its right angle body geometry allows for easier connections in tight spaces. This BMA 2 hole flange connector allows designers to create external connections on their product enclosures, and can be used in a variety of other rack mount and panel mount applications.

Our BMA jack right angle 2 hole flange connector PE45329 datasheet specifications and drawing with dimensions are shown below in this PDF. Pasternack's broad catalog of RF, microwave and millimeter wave connectors allows designers to configure and customize their signal connections however they like. Whether the need is to provide an I/O for a board design, or simply create a custom cable assembly configuration, Pasternack has the right connector for the job. Pasternack can also expertly build your custom cable assemblies for you and ship same-day.

#### Electrical Specifications

Description	Minimum	Typical	Maximum	Units
Frequency Range	DC		12.4	GHz
VSWR			1.46:1	
Insertion Loss			0.25	dB
Operating Voltage (AC)			350	Vrms
Dielectric Withstanding Voltage (AC)			1,000	Vrms
Insulation Resistance	5,000			MOhms

Click the following link (or enter part number in "SEARCH" on website) to obtain additional part information including price, inventory and certifications: [BMA Jack Right Angle Slide-On Connector Solder Attachment 2 Hole Flange Mount for RG402, PE-SR402AL, PE-SR402FL, PE-SR402FLJ, PE-SR402TN PE45329](#)



BMA Jack Right Angle Slide-On Connector Solder Attachment 2 Hole Flange Mount for RG402, PE-SR402AL, PE-SR402FL, PE-SR402FLJ, PE-SR402TN

## RF Connectors Technical Data Sheet

PE45329

### Mechanical Specifications

**Size**

Length	0.87 in [22.1 mm]
Width/Dia.	0.37 in [9.40 mm]
Height	0.74 in [18.8 mm]
Weight	0.019 lbs [8.62 g]
Mating Cycles	1,000 Cycles

### Material Specifications

Description	Material	Plating
Contact	Beryllium Copper	Gold
Insulation	PTFE	
Outer Conductor	Beryllium Copper	Gold
Body	Brass	Tri-Metal

**Mechanical Specification Notes:**

Recommended axial float mount for best electrical performance: 0.51 +/- 0.25 mm (.020" +/- .010)

### Environmental Specifications

**Temperature**

Operating Range	-40 to +100 deg C
-----------------	-------------------

Click the following link (or enter part number in "SEARCH" on website) to obtain additional part information including price, inventory and certifications: [BMA Jack Right Angle Slide-On Connector Solder Attachment 2 Hole Flange Mount for RG402, PE-SR402AL, PE-SR402FL, PE-SR402FLJ, PE-SR402TN PE45329](#)



BMA Jack Right Angle Slide-On Connector Solder Attachment 2 Hole Flange Mount for RG402, PE-SR402AL, PE-SR402FL, PE-SR402FLJ, PE-SR402TN

RF Connectors Technical Data Sheet

PE45329

**Compliance Certifications** (see [product page](#) for current document)

**Plotted and Other Data**

Notes:

BMA Jack Right Angle Slide-On Connector Solder Attachment 2 Hole Flange Mount for RG402, PE-SR402AL, PE-SR402FL, PE-SR402FLJ, PE-SR402TN from Pasternack Enterprises has same day shipment for domestic and International orders. Our RF, microwave and millimeter wave products maintain a 99.4% availability and are part of the broadest selection in the industry.

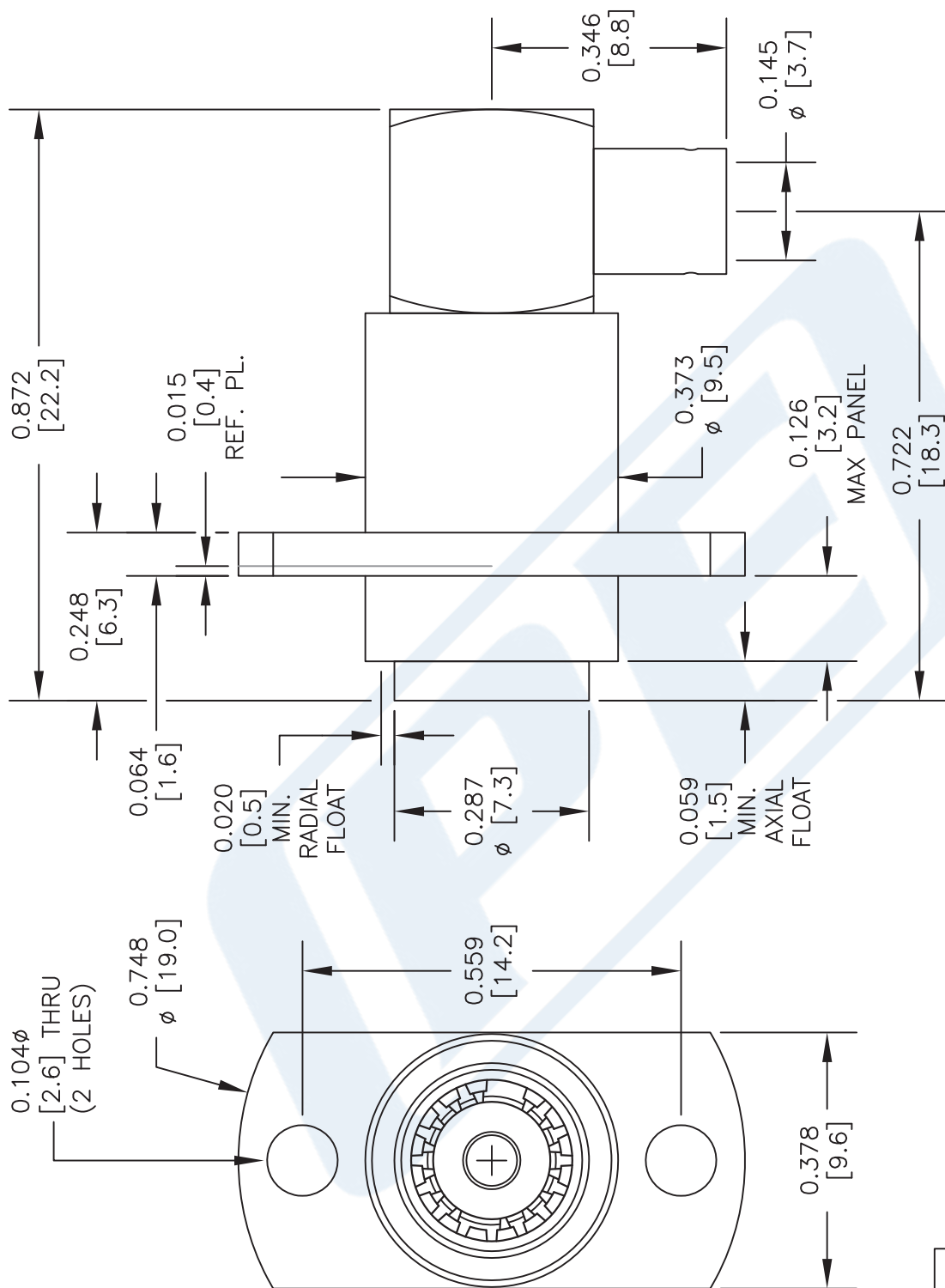
Click the following link (or enter part number in "SEARCH" on website) to obtain additional part information including price, inventory and certifications: [BMA Jack Right Angle Slide-On Connector Solder Attachment 2 Hole Flange Mount for RG402, PE-SR402AL, PE-SR402FL, PE-SR402FLJ, PE-SR402TN PE45329](#)

URL: <https://www.pasternack.com/bma-jack-slide-on-rg402-pe-sr402al-pe-sr402fl-pe-sr402flj-connector-pe45329-p.aspx>

The information contained in this document is accurate to the best of our knowledge and representative of the part described herein. It may be necessary to make modifications to the part and/or the documentation of the part, in order to implement improvements. Pasternack reserves the right to make such changes as required. Unless otherwise stated, all specifications are nominal. Pasternack does not make any representation or warranty regarding the suitability of the part described herein for any particular purpose, and Pasternack does not assume any liability arising out of the use of any part or documentation.

# PE45329 CAD Drawing

BMA Jack Right Angle Slide-On Connector Solder Attachment 2 Hole Flange Mount for RG402, PE-SR402AL, PE-SR402FL, PE-SR402FLJ, PE-SR402TN



STANDARD TOLERANCES	
.X	±0.2
.XX	±0.1
.XXX	±0.05

\*STANDARD TOLERANCES APPLY ONLY TO DIMENSIONS IN INCHES

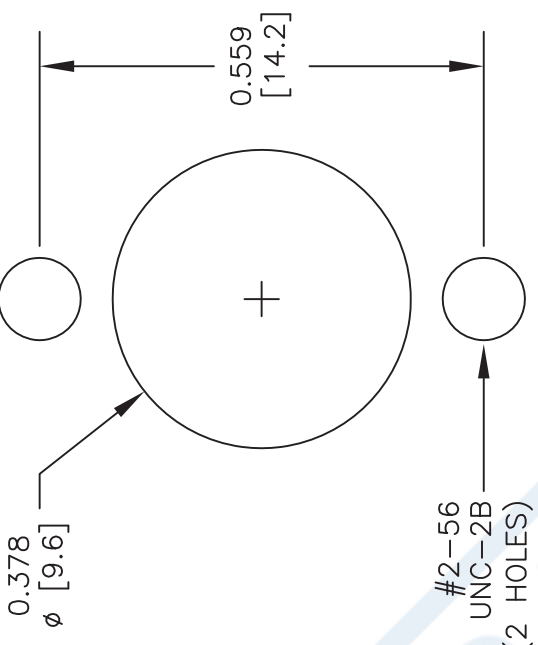
NOTES:  
 1. UNLESS OTHERWISE SPECIFIED ALL DIMENSIONS ARE NOMINAL.  
 2. ALL SPECIFICATIONS ARE SUBJECT TO CHANGE WITHOUT NOTICE AT ANY TIME.  
 3. DIMENSIONS ARE IN INCHES [mm].

DWG TITLE	<b>PE45329</b>		
CAGE CODE	53919	CAD FILE	020617
SCALE	N/A	SIZE	A
			2233

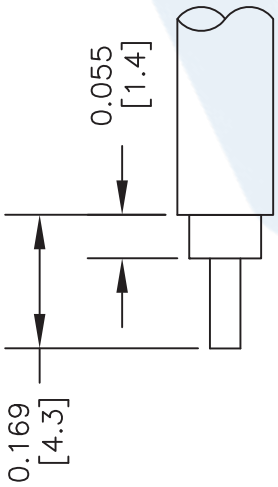
**PE PASTERNAK**  
 THE ENGINEER'S RF SOURCE  
 Pasternack Enterprises, Inc.  
 P.O. Box 16759 | Irvine | CA | 92623  
 Phone: (949) 261-1920 | Fax: (949) 261-7451  
 Website: www.pasternack.com | E-Mail: sales@pasternack.com

# PE45329 CAD Drawing

BMA Jack Right Angle Slide-On Connector Solder Attachment 2 Hole Flange Mount for RG402, PE-SR402AL, PE-SR402FL, PE-SR402FLJ, PE-SR402TN



MOUNTING HOLES



STRIPPING DIMENSIONS

### ASSEMBLY PROCEDURES

1. STRIP CABLE AS SHOWN & TIN CENTER CONDUCTOR.
2. INSERT CABLE INTO BODY UNTIL OUTER CONDUCTOR IS FLUSH WITH INSIDE OF BODY. SOLDER CENTER CONDUCTOR IN PLACE.
3. SOLDER OUTER CONDUCTOR TO BODY. PRESS DOWN CAP.

STANDARD TOLERANCES	
.X	±0.2
.XX	±0.1
.XXX	±0.05

\*STANDARD TOLERANCES APPLY ONLY TO DIMENSIONS IN INCHES

DWG TITLE  
**PE45329**

NOTES:  
1. UNLESS OTHERWISE SPECIFIED ALL DIMENSIONS ARE NOMINAL.  
2. ALL SPECIFICATIONS ARE SUBJECT TO CHANGE WITHOUT NOTICE AT ANY TIME.  
3. DIMENSIONS ARE IN INCHES [mm].

**PE PASTERNAK®**  
THE ENGINEER'S RF SOURCE  
Pasternack Enterprises, Inc.  
P.O. Box 16759 | Irvine | CA | 92623  
Phone: (949) 261-1920 | Fax: (949) 261-7451  
Website: www.pasternack.com | E-Mail: sales@pasternack.com

CAGE CODE 53919

CAD FILE 020617

SCALE N/A

SIZE A

2233



## BMA Jack Right Angle Slide-On Connector Solder Attachment 2 Hole Flange Mount for RG402, PE-SR402AL, PE-SR402FL, PE-SR402FLJ, PE-SR402TN

### RF Connectors Technical Data Sheet

PE45329

#### Configuration

- Slide-On BMA Jack Connector
- 50 Ohms
- Right Angle Body Geometry
- RG402, PE-SR402AL, PE-SR402FL, PE-SR402FLJ,
- PE-SR402TN Interface Type
- Solder/Solder Attachment
- 2 Hole Flange

#### Features

- Max. Operating Frequency 12.4 GHz
- Good VSWR of 1.46:1
- Gold Plated Beryllium Copper Contact
- Blind Mate Connector
- Low-Engagement Force
- Radial and Axial Float Versions

#### Applications

- General Purpose Test
- Rack and Panel Mount Applications
- Custom Cable Assemblies
- Blind Mating
- Rack and Panel
- Phased Array Systems
- Base Stations
- RF Backplanes
- Test I/O

#### Description

Pasternack's PE45329 BMA jack slide-on right angle 2 hole flange mount connector with solder/solder attachment for RG402, PE-SR402AL, PE-SR402FL, PE-SR402FLJ and PE-SR402TN is part of our full line of RF components available for same-day shipping. Our BMA jack connector operates up to a maximum frequency of 12.4 GHz and offers good VSWR of 1.46:1. The Pasternack blind mate connector is ideal for applications where direct visual or tactile access to the connection point is not possible, for example, when two circuit boards need to be mated. Its right angle body geometry allows for easier connections in tight spaces. This BMA 2 hole flange connector allows designers to create external connections on their product enclosures, and can be used in a variety of other rack mount and panel mount applications.

Our BMA jack right angle 2 hole flange connector PE45329 datasheet specifications and drawing with dimensions are shown below in this PDF. Pasternack's broad catalog of RF, microwave and millimeter wave connectors allows designers to configure and customize their signal connections however they like. Whether the need is to provide an I/O for a board design, or simply create a custom cable assembly configuration, Pasternack has the right connector for the job. Pasternack can also expertly build your custom cable assemblies for you and ship same-day.

#### Electrical Specifications

Description	Minimum	Typical	Maximum	Units
Frequency Range	DC		12.4	GHz
VSWR			1.46:1	
Insertion Loss			0.25	dB
Operating Voltage (AC)			350	Vrms
Dielectric Withstanding Voltage (AC)			1,000	Vrms
Insulation Resistance	5,000			MOhms

Click the following link (or enter part number in "SEARCH" on website) to obtain additional part information including price, inventory and certifications: [BMA Jack Right Angle Slide-On Connector Solder Attachment 2 Hole Flange Mount for RG402, PE-SR402AL, PE-SR402FL, PE-SR402FLJ, PE-SR402TN PE45329](#)



BMA Jack Right Angle Slide-On Connector Solder Attachment 2 Hole Flange Mount for RG402, PE-SR402AL, PE-SR402FL, PE-SR402FLJ, PE-SR402TN

## RF Connectors Technical Data Sheet

PE45329

### Mechanical Specifications

**Size**

Length	0.87 in [22.1 mm]
Width/Dia.	0.37 in [9.40 mm]
Height	0.74 in [18.8 mm]
Weight	0.019 lbs [8.62 g]
Mating Cycles	1,000 Cycles

### Material Specifications

Description	Material	Plating
Contact	Beryllium Copper	Gold
Insulation	PTFE	
Outer Conductor	Beryllium Copper	Gold
Body	Brass	Tri-Metal

**Mechanical Specification Notes:**

Recommended axial float mount for best electrical performance: 0.51 +/- 0.25 mm (.020" +/- .010)

### Environmental Specifications

**Temperature**

Operating Range	-40 to +100 deg C
-----------------	-------------------

Click the following link (or enter part number in "SEARCH" on website) to obtain additional part information including price, inventory and certifications: [BMA Jack Right Angle Slide-On Connector Solder Attachment 2 Hole Flange Mount for RG402, PE-SR402AL, PE-SR402FL, PE-SR402FLJ, PE-SR402TN PE45329](#)



BMA Jack Right Angle Slide-On Connector Solder  
Attachment 2 Hole Flange Mount for RG402, PE-  
SR402AL, PE-SR402FL, PE-SR402FLJ, PE-SR402TN

RF Connectors Technical Data Sheet

PE45329

**Compliance Certifications** (see [product page](#) for current document)

**Plotted and Other Data**

Notes:

BMA Jack Right Angle Slide-On Connector Solder Attachment 2 Hole Flange Mount for RG402, PE-SR402AL, PE-SR402FL, PE-SR402FLJ, PE-SR402TN from Pasternack Enterprises has same day shipment for domestic and International orders. Our RF, microwave and millimeter wave products maintain a 99.4% availability and are part of the broadest selection in the industry.

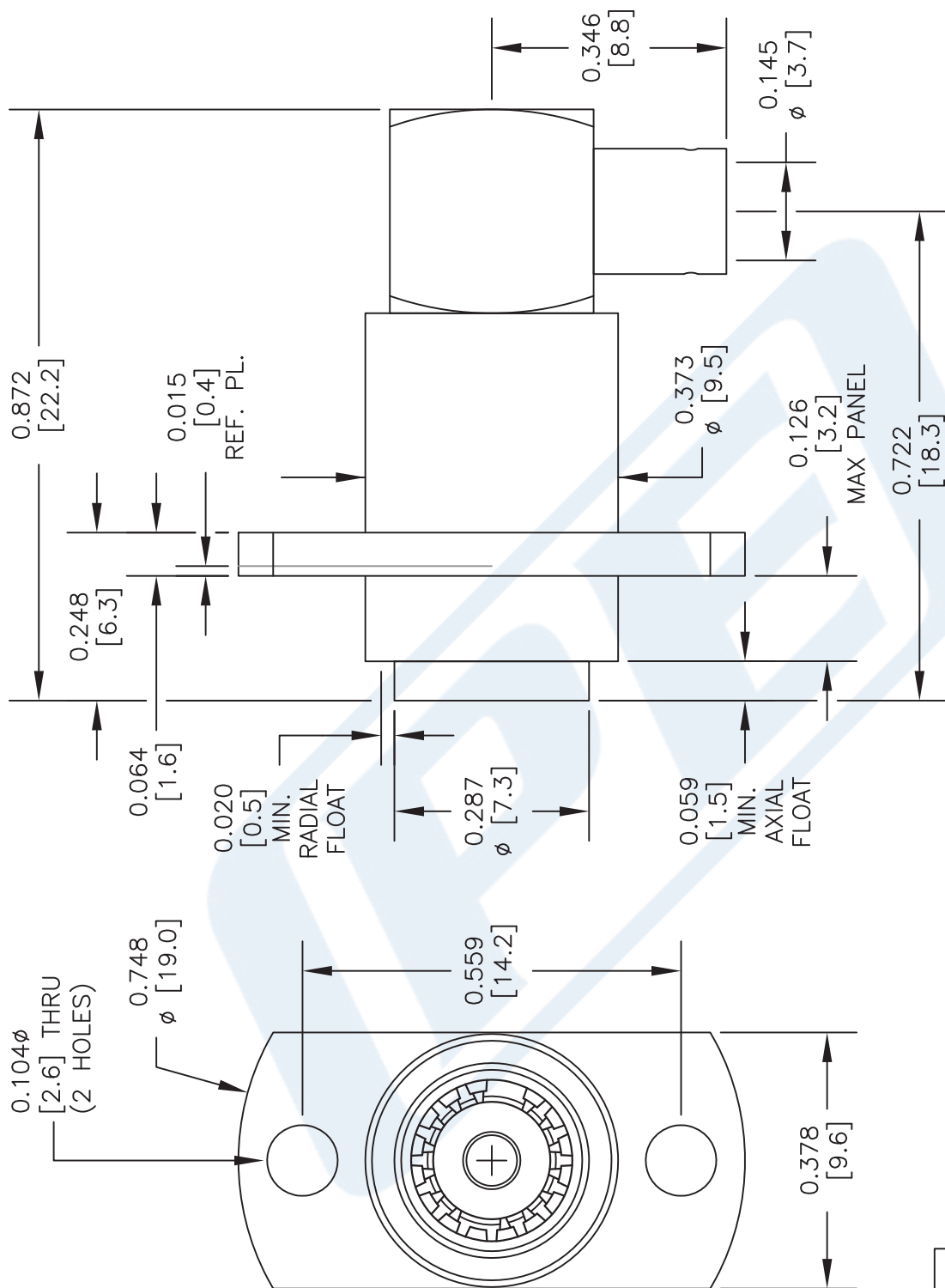
Click the following link (or enter part number in "SEARCH" on website) to obtain additional part information including price, inventory and certifications: [BMA Jack Right Angle Slide-On Connector Solder Attachment 2 Hole Flange Mount for RG402, PE-SR402AL, PE-SR402FL, PE-SR402FLJ, PE-SR402TN PE45329](#)

URL: <https://www.pasternack.com/bma-jack-slide-on-rg402-pe-sr402al-pe-sr402fl-pe-sr402flj-connector-pe45329-p.aspx>

The information contained in this document is accurate to the best of our knowledge and representative of the part described herein. It may be necessary to make modifications to the part and/or the documentation of the part, in order to implement improvements. Pasternack reserves the right to make such changes as required. Unless otherwise stated, all specifications are nominal. Pasternack does not make any representation or warranty regarding the suitability of the part described herein for any particular purpose, and Pasternack does not assume any liability arising out of the use of any part or documentation.

# PE45329 CAD Drawing

BMA Jack Right Angle Slide-On Connector Solder Attachment 2 Hole Flange Mount for RG402, PE-SR402AL, PE-SR402FL, PE-SR402FLJ, PE-SR402TN



STANDARD TOLERANCES	
.X	±0.2
.XX	±0.1
.XXX	±0.05

\*STANDARD TOLERANCES APPLY ONLY TO DIMENSIONS IN INCHES

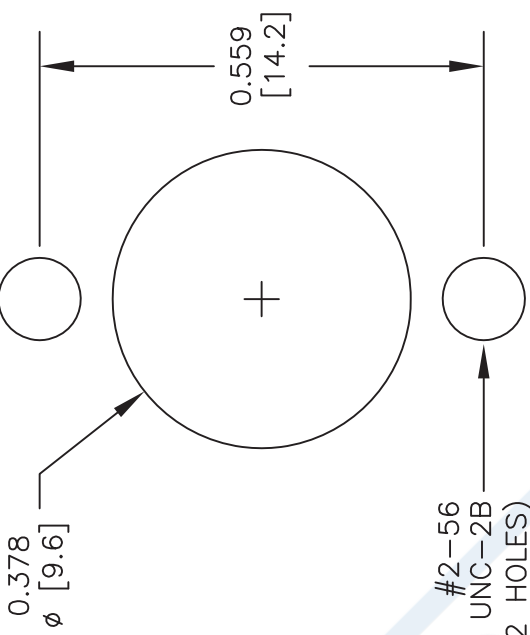
NOTES:  
 1. UNLESS OTHERWISE SPECIFIED ALL DIMENSIONS ARE NOMINAL.  
 2. ALL SPECIFICATIONS ARE SUBJECT TO CHANGE WITHOUT NOTICE AT ANY TIME.  
 3. DIMENSIONS ARE IN INCHES [mm].

DWG TITLE	<b>PE45329</b>		
CAGE CODE	53919	CAD FILE	020617
SCALE	N/A	SIZE	A
			2233

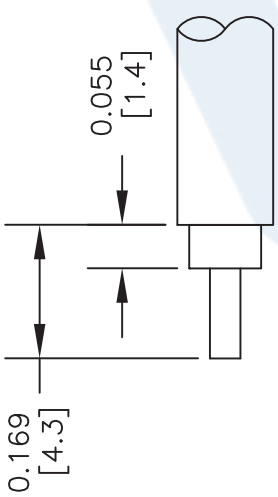
**PE PASTERNAK**  
 THE ENGINEER'S RF SOURCE  
 Pasternack Enterprises, Inc.  
 P.O. Box 16759 | Irvine | CA | 92623  
 Phone: (949) 261-1920 | Fax: (949) 261-7451  
 Website: www.pasternack.com | E-Mail: sales@pasternack.com

# PE45329 CAD Drawing

BMA Jack Right Angle Slide-On Connector Solder Attachment 2 Hole Flange Mount for RG402, PE-SR402AL, PE-SR402FL, PE-SR402FLJ, PE-SR402TN



MOUNTING HOLES



STRIPPING DIMENSIONS

### ASSEMBLY PROCEDURES

1. STRIP CABLE AS SHOWN & TIN CENTER CONDUCTOR.
2. INSERT CABLE INTO BODY UNTIL OUTER CONDUCTOR IS FLUSH WITH INSIDE OF BODY. SOLDER CENTER CONDUCTOR IN PLACE.
3. SOLDER OUTER CONDUCTOR TO BODY. PRESS DOWN CAP.

STANDARD TOLERANCES	
.X	±0.2
.XX	±0.1
.XXX	±0.05

\*STANDARD TOLERANCES APPLY ONLY TO DIMENSIONS IN INCHES

DWG TITLE  
**PE45329**

NOTES:  
1. UNLESS OTHERWISE SPECIFIED ALL DIMENSIONS ARE NOMINAL.  
2. ALL SPECIFICATIONS ARE SUBJECT TO CHANGE WITHOUT NOTICE AT ANY TIME.  
3. DIMENSIONS ARE IN INCHES [mm].

**PE PASTERNAK®**  
THE ENGINEER'S RF SOURCE  
Pasternack Enterprises, Inc.  
P.O. Box 16759 | Irvine | CA | 92623  
Phone: (949) 261-1920 | Fax: (949) 261-7451  
Website: www.pasternack.com | E-Mail: sales@pasternack.com

CAGE CODE 53919

CAD FILE 020617

SCALE N/A

SIZE A

2233

## RG402 Coax Cable with Copper Outer Conductor

## TECHNICAL DATA SHEET

RG402/U

## RG402 Coax Cable with Copper Outer Conductor

**Configuration**

Inner Conductor Material and Plating	Copper Clad Steel, Silver
Dielectric Type	PTFE
Shield Materials	Copper
Jacket Material and Color	Tan

**Electrical Specifications**

Impedance, Ohms	50
Maximum Operating Frequency, GHz	36
Capacitance, pF/ft [pF/m]	29.9 [98.1]
Dielectric Withstanding Voltage, Vrms	5,000

**Electrical Specifications by Frequency**
**Frequency 1**

Frequency, MHz	1000
Attenuation, dB/100ft [dB/100m]	12 [39.37]
Power Handling, Watts	450

**Frequency 2**

Frequency, GHz	10
Attenuation, dB/100ft [dB/100m]	45 [147.64]
Power Handling, Watts	120

**Frequency 3**

Frequency, GHz	20
Attenuation, dB/100ft [dB/100m]	70 [229.66]
Power Handling, Watts	70

**Mechanical Specifications**
**Temperature**

Operating Range, deg C	-55 to +125
------------------------	-------------

**Inner Conductor**

Number of Strands	1
Material	Copper Clad Steel
Plating	Silver
Diameter, in [mm]	0.036 [0.91]

**Dielectric:**

Type	PTFE
Diameter, in [mm]	0.117 [2.97]

Click the following link (or enter part number in "SEARCH" on website) to obtain additional part information including price, inventory and certifications: [RG402 Coax Cable with Copper Outer Conductor RG402/U](#)

The information contained in this document is accurate to the best of our knowledge and representative of the part described herein. It may be necessary to make modifications to the part and/or the documentation of the part, in order to implement improvements. Pasternack reserves the right to make such changes as required. Unless otherwise stated, all specifications are nominal.

## RG402 Coax Cable with Copper Outer Conductor

### TECHNICAL DATA SHEET

RG402/U

**Shield:**

Number of	1
Material 1	Copper
Diameter, in [mm]	0.141 [3.58]

**Jacket:**

Color	Tan
One Time Minimum Bend Radius, in [mm]	0.15 [3.81]
Weight, lbs/ft [Kg/m]	0.034 [0.05]

**Compliance Certifications** (visit [www.Pasternack.com](http://www.Pasternack.com) for current document)

RoHS Compliant	Yes
----------------	-----

**Plotted and Other Data**

Notes: Values at 25 °C, sea level

RG402 Coax Cable with Copper Outer Conductor from Pasternack Enterprises has same day shipment for domestic and International orders. Our RF, microwave and fiber optic products maintain a 99% availability and are part of the broadest selection in the industry.

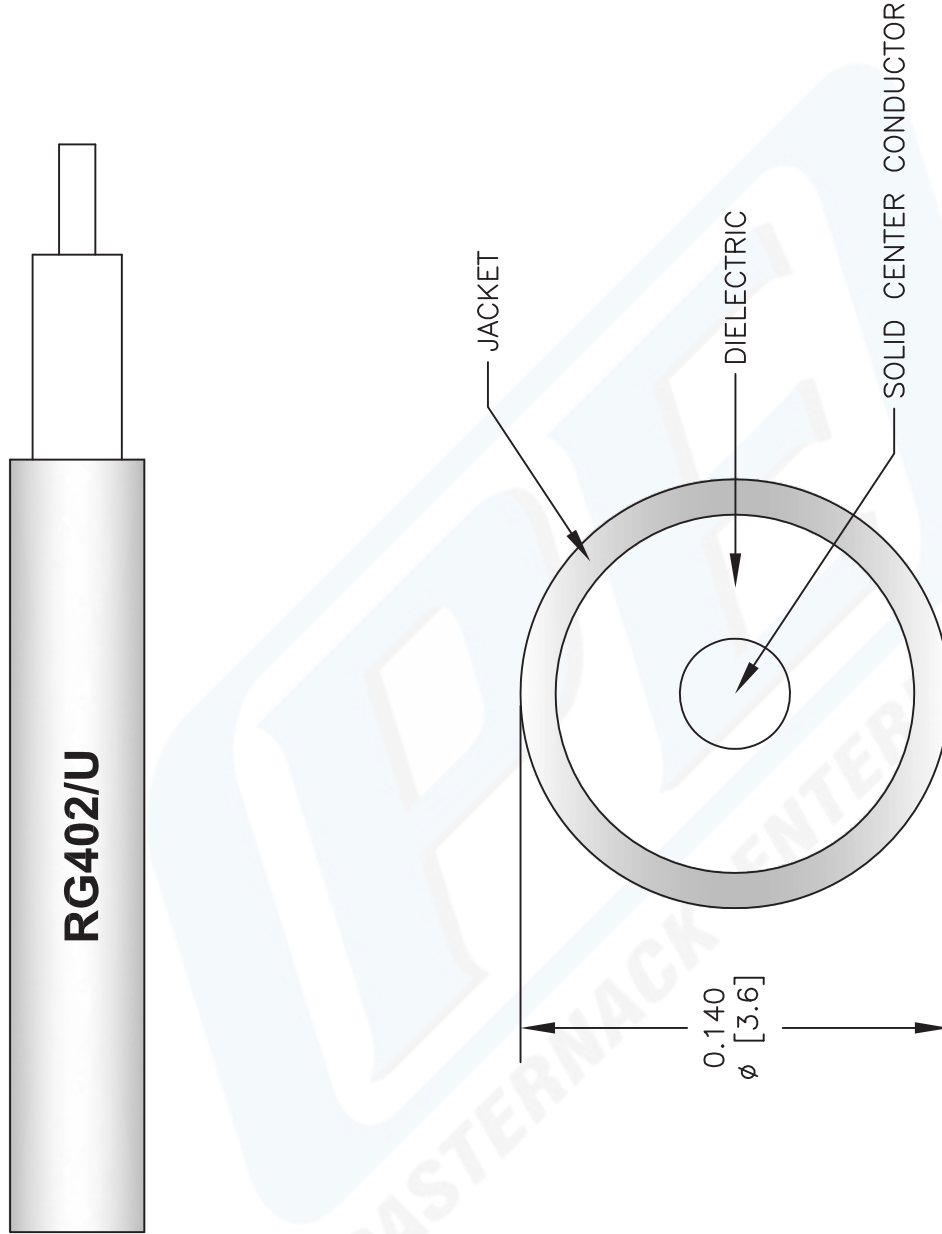
Click the following link (or enter part number in "SEARCH" on website) to obtain additional part information including price, inventory and certifications: [RG402 Coax Cable with Copper Outer Conductor RG402/U](#)

URL: <http://www.pasternack.com/semirigid-0.141-rg402-50-ohm-coax-cable-copper-rg402-u-p.aspx>

The information contained in this document is accurate to the best of our knowledge and representative of the part described herein. It may be necessary to make modifications to the part and/or the documentation of the part, in order to implement improvements. Pasternack reserves the right to make such changes as required. Unless otherwise stated, all specifications are nominal.

# RG402/U CAD Drawing

## RG402 Coax Cable with Copper Outer Conductor



NOTES:  
 1. UNLESS OTHERWISE SPECIFIED ALL DIMENSIONS ARE NOMINAL.  
 2. ALL SPECIFICATIONS ARE SUBJECT TO CHANGE WITHOUT NOTICE AT ANY TIME.  
 3. DIMENSIONS ARE IN INCHES [mm].

DWG TITLE  
**RG402/U**

FSCM NO. 53919

2233

SIZE A

SCALE N/A

CAD FILE 050212-B


**PASTERNAK**<sup>®</sup>  
 Pasternack Enterprises, Inc.  
 P.O. Box 16759 | Irvine | CA | 92623  
**Phone:** (949) 261-1920 | **Fax:** (949) 261-7451  
**Website:** [www.pasternack.com](http://www.pasternack.com) | **E-Mail:** [sales@pasternack.com](mailto:sales@pasternack.com)