



MMBX Plug Snap-On Connector Crimp/Solder Attachment for RG178, RG196, With Male Center Contact

RF Connectors Technical Data Sheet

PE45250

Configuration

- Snap-On MMBX Plug Connector
- 50 Ohms
- Straight Body Geometry
- RG178, RG196 Interface Type
- Crimp/Solder Attachment

Features

- Max. Operating Frequency 3 GHz
- Excellent VSWR of 1.11:1
- Gold Plated Beryllium Copper Contact
- Reliable Snap-On connection method
- Small circuit footprint for high density applications
- Mechanical misalignment tolerance of 4.5°/0.7mm Max

Applications

- General Purpose Test
- Custom Cable Assemblies
- Low cost blind mate interconnect
- Multi circuit board radios
- Board to board applications requiring multiple coaxial connections

Description

Pasternack's PE45250 MMBX plug snap-on connector crimp/solder attachment for RG178 and RG196 is part of our full line of RF components available for same-day shipping. Our MMBX plug connector operates up to a maximum frequency of 3 GHz and offers excellent VSWR of 1.11:1.

Our MMBX plug connector PE45250 datasheet specifications and drawing with dimensions are shown below in this PDF. Pasternack's broad catalog of RF, microwave and millimeter wave connectors allows designers to configure and customize their signal connections however they like. Whether the need is to provide an I/O for a board design, or simply create a custom cable assembly configuration, Pasternack has the right connector for the job. Pasternack can also expertly build your custom cable connector assemblies for you and ship same-day.

Electrical Specifications

| Description | Minimum | Typical | Maximum | Units |
|--------------------------------------|---------|---------|---------|-------|
| Frequency Range | DC | | 3 | GHz |
| VSWR | | | 1.11:1 | |
| Insertion Loss | | | 0.2 | dB |
| Operating Voltage (DC) | | | 165 | Vdc |
| Dielectric Withstanding Voltage (DC) | | | 500 | Vdc |
| Insulation Resistance | 1,000 | | | MOhms |

Electrical Specification Notes:
MMBX Plug has a male center contact

Click the following link (or enter part number in "SEARCH" on website) to obtain additional part information including price, inventory and certifications: [MMBX Plug Snap-On Connector Crimp/Solder Attachment for RG178, RG196, With Male Center Contact PE45250](#)



MMBX Plug Snap-On Connector Crimp/Solder Attachment
for RG178, RG196, With Male Center Contact

RF Connectors Technical Data Sheet

PE45250

Mechanical Specifications

Size

| | |
|---------------|----------------------|
| Length | 0.56 in [14.22 mm] |
| Width/Dia. | 0.185 in [4.70 mm] |
| Weight | 0.00698 lbs [3.17 g] |
| Mating Cycles | 100 Cycles |

Material Specifications

| Description | Material | Plating |
|-----------------|------------------|---------|
| Contact | Beryllium Copper | Gold |
| Insulation | PTFE | |
| Outer Conductor | Brass | Gold |
| Body | Brass | Gold |

Environmental Specifications

Temperature

| | |
|-----------------|------------------|
| Operating Range | -55 to 155 deg C |
|-----------------|------------------|

Click the following link (or enter part number in "SEARCH" on website) to obtain additional part information including price, inventory and certifications: [MMBX Plug Snap-On Connector Crimp/Solder Attachment for RG178, RG196, With Male Center Contact PE45250](#)



MMBX Plug Snap-On Connector Crimp/Solder Attachment for RG178, RG196, With Male Center Contact

RF Connectors Technical Data Sheet

PE45250

Compliance Certifications (see [product page](#) for current document)

Plotted and Other Data

Notes:

MMBX Plug Snap-On Connector Crimp/Solder Attachment for RG178, RG196, With Male Center Contact from Pasternack Enterprises has same day shipment for domestic and International orders. Our RF, microwave and millimeter wave products maintain a 99% availability and are part of the broadest selection in the industry.

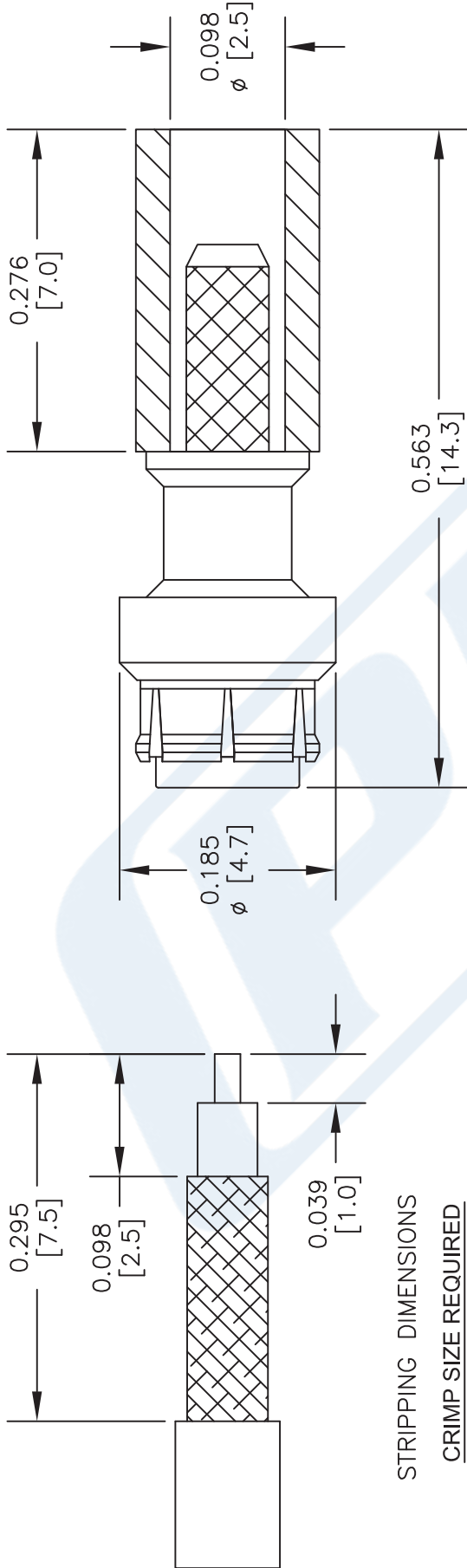
Click the following link (or enter part number in "SEARCH" on website) to obtain additional part information including price, inventory and certifications: [MMBX Plug Snap-On Connector Crimp/Solder Attachment for RG178, RG196, With Male Center Contact PE45250](#)

URL: <https://www.pasternack.com/mmbx-plug-snap-on-rg178-rg196-connector-pe45250-p.aspx>

The information contained in this document is accurate to the best of our knowledge and representative of the part described herein. It may be necessary to make modifications to the part and/or the documentation of the part, in order to implement improvements. Pasternack reserves the right to make such changes as required. Unless otherwise stated, all specifications are nominal. Pasternack does not make any representation or warranty regarding the suitability of the part described herein for any particular purpose, and Pasternack does not assume any liability arising out of the use of any part or documentation.

PE45250 CAD Drawing

MMBX Plug Snap-On Connector Crimp/Solder Attachment
for RG178, RG196, With Male Center Contact



STRIPPING DIMENSIONS

CRIMP SIZE REQUIRED

CONTACT: SOLDER

FERRULE: .128" HEX CRIMP TOOL

STANDARD TOLERANCES

.X ±0.2
.XX ±0.1
.XXX ±0.05

*STANDARD TOLERANCES APPLY
ONLY TO DIMENSIONS IN INCHES



Pasternack Enterprises, Inc.
P.O. Box 16759 | Irvine | CA | 92623
Phone: (949) 261-1920 | Fax: (949) 261-7451
Website: www.pasternack.com | E-Mail: sales@pasternack.com

DWG TITLE

PE45250

NOTES:
1. UNLESS OTHERWISE SPECIFIED ALL DIMENSIONS ARE NOMINAL.
2. ALL SPECIFICATIONS ARE SUBJECT TO CHANGE WITHOUT NOTICE AT ANY TIME.
3. DIMENSIONS ARE IN INCHES [mm].
4. FITS MIL-C-17 AND EQUIVALENT CABLES.

FSCM NO. 53919

CAD FILE 092816

SCALE N/A

SIZE A

2233



SSMB Jack Bulkhead Mount Connector Crimp/Solder Attachment for RG178, RG196, .126 inch D Hole

RF Connectors Technical Data Sheet

PE4337

Configuration

- SSMB Jack Connector
- MIL-PRF-39012
- 50 Ohms
- Straight Body Geometry
- RG178, RG196 Interface Type
- Crimp/Solder Attachment
- Bulkhead

Features

- Max. Operating Frequency 12.4 GHz
- Good VSWR of 1.5:1
- Gold Plated Beryllium Copper Contact
- Contact plating according to MIL-PRF-39012

Applications

- General Purpose Test
- Rack and Panel Mount Applications
- Custom Cable Assemblies

Description

Pasternack's PE4337 SSMB jack bulkhead connector with crimp/solder attachment for RG178 and RG196 (.126 inch D hole) is part of our full line of RF components available for same-day shipping. Our SSMB jack connector operates up to a maximum frequency of 12.4 GHz and offers good VSWR of 1.5:1. This SSMB bulkhead connector allows designers to create external connections on their product enclosures, and can be used in a variety of other rack mount and panel mount applications.

Our SSMB jack bulkhead connector PE4337 datasheet specifications and drawing with dimensions are shown below in this PDF. Pasternack's broad catalog of RF, microwave and millimeter wave connectors allows designers to configure and customize their signal connections however they like. Whether the need is to provide an I/O for a board design, or simply create a custom cable assembly configuration, Pasternack has the right connector for the job. Pasternack can also expertly build your custom cable assemblies for you and ship same-day.

Electrical Specifications

| Description | Minimum | Typical | Maximum | Units |
|------------------------------------|---------|---------|---------|-------|
| Frequency Range | DC | | 12.4 | GHz |
| VSWR | | | 1.5:1 | |
| Operating Voltage (AC) | | | 250 | Vrms |
| High Potential Voltage at 5 MHz | | | 400 | Vrms |
| Corona Discharge at 70,000 feet | | | 125 | Vrms |
| Insulation Resistance | 1,000 | | | MOhms |

Click the following link (or enter part number in "SEARCH" on website) to obtain additional part information including price, inventory and certifications: [SSMB Jack Bulkhead Mount Connector Crimp/Solder Attachment for RG178, RG196, .126 inch D Hole PE4337](#)



SSMB Jack Bulkhead Mount Connector Crimp/Solder
Attachment for RG178, RG196, .126 inch D Hole

RF Connectors Technical Data Sheet

PE4337

Mechanical Specifications

Size

Length 0.73 in [18.54 mm]

Width/Dia. 0.156 in [3.96 mm]

Weight 0.0083 lbs [3.76 g]

Mating Cycles 500 Cycles

Material Specifications

| Description | Material | Plating |
|-------------|------------------|-----------------------|
| Contact | Beryllium Copper | Gold MIL-PRF-39012 |
| Insulation | PTFE | |
| Body | Brass | Gold MIL-PRF-39012 |

Environmental Specifications

Temperature

Operating Range -65 to +165 deg C

Shock MIL-STD-202, Method 213, Condition B (75G)

Vibration MIL-STD-202, Method 204, Condition B (15G)

Salt Spray MIL-STD-202, Method 101, Condition B, 5% salt solution

Click the following link (or enter part number in "SEARCH" on website) to obtain additional part information including price, inventory and certifications: [SSMB Jack Bulkhead Mount Connector Crimp/Solder Attachment for RG178, RG196, .126 inch D Hole PE4337](#)



SSMB Jack Bulkhead Mount Connector Crimp/Solder Attachment for RG178, RG196, .126 inch D Hole

RF Connectors Technical Data Sheet

PE4337

Compliance Certifications (see [product page](#) for current document)

Plotted and Other Data

Notes:

SSMB Jack Bulkhead Mount Connector Crimp/Solder Attachment for RG178, RG196, .126 inch D Hole from Pasternack Enterprises has same day shipment for domestic and International orders. Our RF, microwave and millimeter wave products maintain a 99% availability and are part of the broadest selection in the industry.

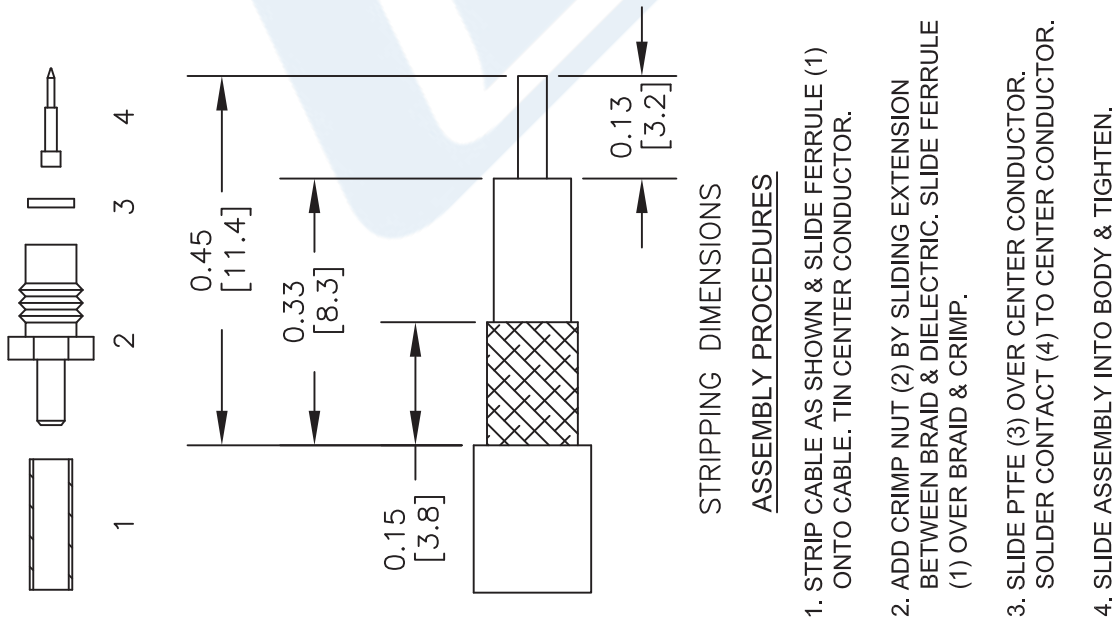
Click the following link (or enter part number in "SEARCH" on website) to obtain additional part information including price, inventory and certifications: [SSMB Jack Bulkhead Mount Connector Crimp/Solder Attachment for RG178, RG196, .126 inch D Hole PE4337](#)

URL: <https://www.pasternack.com/ssmb-jack-standard-rg178-rg196-connector-pe4337-p.aspx>

The information contained in this document is accurate to the best of our knowledge and representative of the part described herein. It may be necessary to make modifications to the part and/or the documentation of the part, in order to implement improvements. Pasternack reserves the right to make such changes as required. Unless otherwise stated, all specifications are nominal. Pasternack does not make any representation or warranty regarding the suitability of the part described herein for any particular purpose, and Pasternack does not assume any liability arising out of the use of any part or documentation.

PE4337 CAD Drawing

SSMB Jack Bulkhead Mount Connector Crimp/Solder
Attachment for RG178, RG196, .126 inch D Hole



PE PASTERNAK®
THE ENGINEER'S RF SOURCE
Pasternack Enterprises, Inc.
P.O. Box 16759 | Irvine | CA | 92623
Phone: (949) 261-1920 | Fax: (949) 261-7451
Website: www.pasternack.com | E-Mail: sales@pasternack.com

DWG TITLE
PE4337

NOTES:
1. UNLESS OTHERWISE SPECIFIED ALL DIMENSIONS ARE NOMINAL.
2. ALL SPECIFICATIONS ARE SUBJECT TO CHANGE WITHOUT NOTICE AT ANY TIME.
3. DIMENSIONS ARE IN INCHES [mm].
4. FITS MIL-C-17 AND EQUIVALENT CABLES.

| | | | | | |
|--------|----------------|-----------------|-----------|--------|------|
| REV. - | FSCM NO. 53919 | CAD FILE 050802 | SCALE N/A | SIZE A | 2233 |
|--------|----------------|-----------------|-----------|--------|------|

Flexible RG178 Coax Cable Single Shielded with Tan FEP Jacket

RF Cables Technical Data Sheet

RG178B/U

Configuration

- Flexible Cable
- 1 Shield(s)

Electrical Specifications

| Description | Minimum | Typical | Maximum | Units |
|-------------------------|---------|--------------|---------|--------------|
| Frequency Range | DC | | 3 | GHz |
| Impedance | | 50 | | Ohms |
| Velocity of Propagation | | 70 | | % |
| Operating Voltage (AC) | | | 1,000 | Vrms |
| Nominal Capacitance | | 29.4 [96.46] | | pF/ft [pF/m] |

Performance by Frequency Band

| Description | F1 | F2 | F3 | F4 | F5 | Units |
|------------------|-------|-------|-------|--------|----|----------|
| Frequency | 0.1 | 0.4 | 1 | 3 | | GHz |
| Attenuation, Typ | 13.81 | 27.8 | 44.41 | 78.4 | | dB/100ft |
| | 45.31 | 91.21 | 145.7 | 257.22 | | dB/100m |

Mechanical Specifications

| | |
|-----------------------------|--------------------------|
| Diameter | 0.072 in [1.83 mm] |
| Weight | 0.005 lbs/ft [0.01 Kg/m] |
| Min. Bend Radius (Repeated) | 0.4 in [10.16 mm] |

Construction Specifications

| Description | Material and Plating | Diameter |
|-----------------|--------------------------------------|--------------------|
| Inner Conductor | Copper Clad Steel, Silver, 7 Strands | 0.012 in [0.3 mm] |
| Conductor Type | Stranded | |
| Dielectric | PTFE | 0.034 in [0.86 mm] |
| First Shield | Silver Plated Copper Braid | 0.051 in [1.3 mm] |

Click the following link (or enter part number in "SEARCH" on website) to obtain additional part information including price, inventory and certifications: [Flexible RG178 Coax Cable Single Shielded with Tan FEP Jacket RG178B/U](#)

Flexible RG178 Coax Cable Single Shielded with Tan FEP Jacket

RF Cables Technical Data Sheet

RG178B/U

| | | |
|--------|----------|--------------------|
| Jacket | FEP, Tan | 0.072 in [1.83 mm] |
|--------|----------|--------------------|

Environmental Specifications**Temperature**

Operating Range

-55 to +200 deg C

Compliance Certifications (see [product page](#) for current document)**Plotted and Other Data**

Notes:

Flexible RG178 Coax Cable Single Shielded with Tan FEP Jacket from Pasternack Enterprises has same day shipment for domestic and International orders. Our RF, microwave and millimeter wave products maintain a 99.4% availability and are part of the broadest selection in the industry.

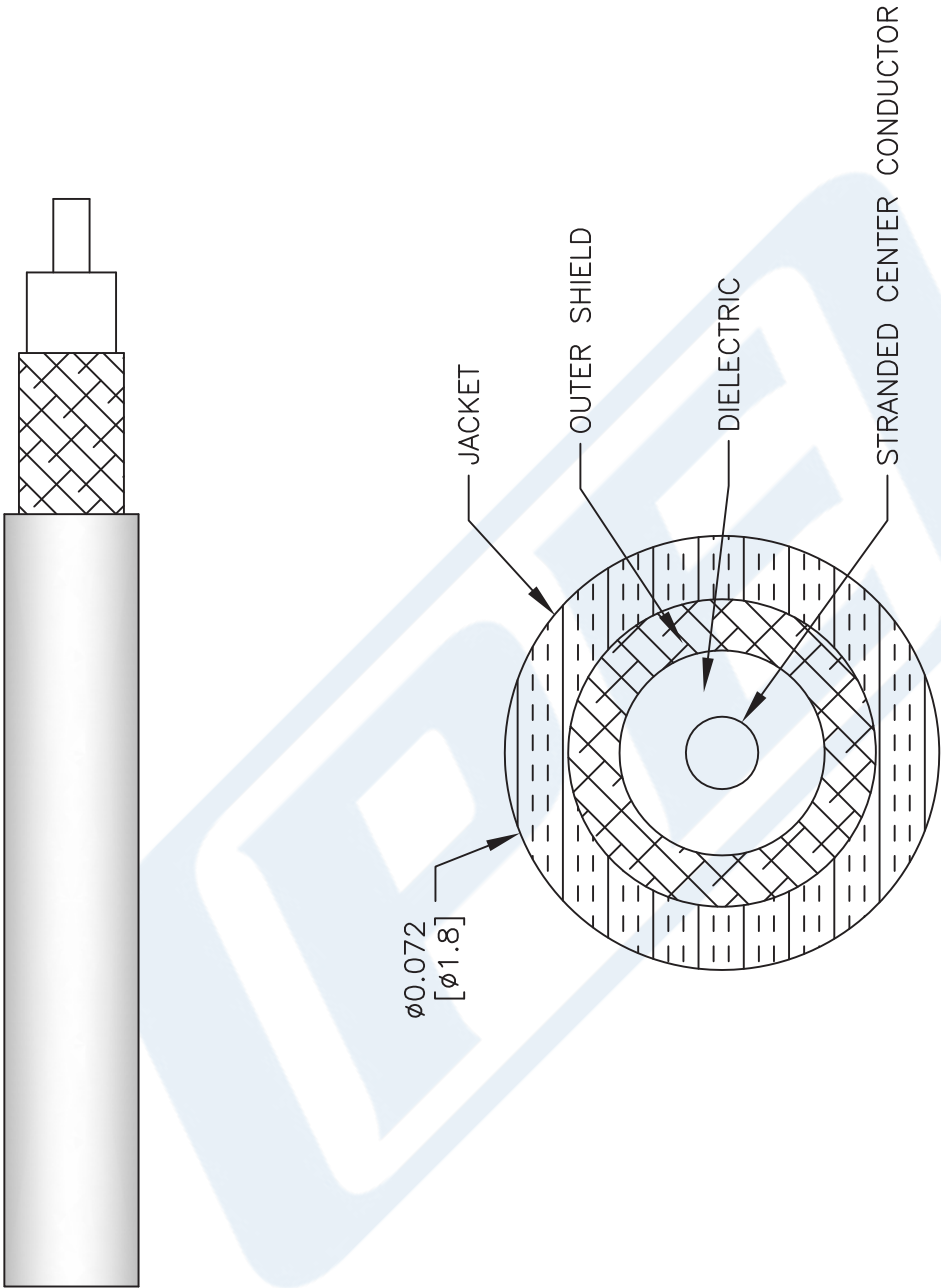
Click the following link (or enter part number in "SEARCH" on website) to obtain additional part information including price, inventory and certifications: [Flexible RG178 Coax Cable Single Shielded with Tan FEP Jacket RG178B/U](#)

URL: <https://www.pasternack.com/flexible-0.075-rg178-50-ohm-coax-cable-fep-jacket-rg178b-u-p.aspx>

The information contained in this document is accurate to the best of our knowledge and representative of the part described herein. It may be necessary to make modifications to the part and/or the documentation of the part, in order to implement improvements. Pasternack reserves the right to make such changes as required. Unless otherwise stated, all specifications are nominal. Pasternack does not make any representation or warranty regarding the suitability of the part described herein for any particular purpose, and Pasternack does not assume any liability arising out of the use of any part or documentation.

RG178B/U CAD Drawing

Flexible RG178 Coax Cable Single Shielded with Tan FEP Jacket



NOTES:
 1. UNLESS OTHERWISE SPECIFIED ALL DIMENSIONS ARE NOMINAL.
 2. ALL SPECIFICATIONS ARE SUBJECT TO CHANGE WITHOUT NOTICE AT ANY TIME.
 3. DIMENSIONS ARE IN INCHES [mm].

DWG TITLE
RG178B/U

CAGE CODE 53919

CAD FILE 062117

SCALE N/A

SIZE A

2233

PE PASTERNAK®
 THE ENGINEER'S RF SOURCE
 Pasternack Enterprises, Inc.
 P.O. Box 16759 | Irvine | CA | 92623
 Phone: (949) 261-1920 | Fax: (949) 261-7451
 Website: www.pasternack.com | E-Mail: sales@pasternack.com