



**MMBX Plug Right Angle Snap-On Connector Crimp/Solder  
Attachment for RG316-DS, RG188-DS, with male center contact**

**RF Connectors Technical Data Sheet**

**PE45256**

**Configuration**

- Snap-On MMBX Plug Connector
- 50 Ohms
- Right Angle Body Geometry
- RG316-DS, RG188-DS Interface Type
- Crimp/Solder Attachment

**Features**

- Max. Operating Frequency 3 GHz
- Excellent VSWR of 1.2:1
- Gold Plated Beryllium Copper Contact
- Reliable Snap-On connection method
- Small circuit footprint for high density applications
- Mechanical misalignment tolerance of 4.5°/0.7mm Max

**Applications**

- General Purpose Test
- Custom Cable Assemblies
- Low cost blind mate interconnect
- Multi circuit board radios
- Board to board applications requiring multiple coaxial connections

**Description**

Pasternack's PE45256 MMBX plug right angle snap-on connector crimp/solder attachment for RG316-DS, RG188-DS is part of our full line of RF components available for same-day shipping. Our MMBX plug connector operates up to a maximum frequency of 3 GHz and offers excellent VSWR of 1.2:1. Its right angle body geometry allows for easier connections in tight spaces.

Our MMBX plug right angle connector PE45256 datasheet specifications and drawing with dimensions are shown below in this PDF. Pasternack's broad catalog of RF, microwave and millimeter wave connectors allows designers to configure and customize their signal connections however they like. Whether the need is to provide an I/O for a board design, or simply create a custom cable assembly configuration, Pasternack has the right connector for the job. Pasternack can also expertly build your custom cable connector assemblies for you and ship same-day.

**Electrical Specifications**

Description	Minimum	Typical	Maximum	Units
Frequency Range	DC		3	GHz
VSWR			1.2:1	
Insertion Loss			0.31	dB
Operating Voltage (DC)			250	Vdc
Dielectric Withstanding Voltage (DC)			750	Vdc
Insulation Resistance	1,000			MOhms

Electrical Specification Notes:  
MMBX Plug has a male center contact

Click the following link (or enter part number in "SEARCH" on website) to obtain additional part information including price, inventory and certifications: [MMBX Plug Right Angle Snap-On Connector Crimp/Solder Attachment for RG316-DS, RG188-DS, with male center contact PE45256](#)



MMBX Plug Right Angle Snap-On Connector Crimp/Solder  
Attachment for RG316-DS, RG188-DS, with male center contact

## RF Connectors Technical Data Sheet

PE45256

### Mechanical Specifications

#### Size

Length	0.51 in [12.95 mm]
Width/Dia.	0.24 in [6.10 mm]
Weight	0.0071 lbs [3.22 g]
Mating Cycles	100 Cycles

### Material Specifications

Description	Material	Plating
Contact	Beryllium Copper	Gold
Insulation	PTFE	
Outer Conductor	Brass	Gold
Body	Brass	Gold

### Environmental Specifications

#### Temperature

Operating Range	-55 to +155 deg C
-----------------	-------------------

Click the following link (or enter part number in "SEARCH" on website) to obtain additional part information including price, inventory and certifications: [MMBX Plug Right Angle Snap-On Connector Crimp/Solder Attachment for RG316-DS, RG188-DS, with male center contact PE45256](#)



MMBX Plug Right Angle Snap-On Connector Crimp/Solder  
Attachment for RG316-DS, RG188-DS, with male center contact

RF Connectors Technical Data Sheet

PE45256

**Compliance Certifications** (see [product page](#) for current document)

**Plotted and Other Data**

Notes:

MMBX Plug Right Angle Snap-On Connector Crimp/Solder Attachment for RG316-DS, RG188-DS, with male center contact from Pasternack Enterprises has same day shipment for domestic and International orders. Our RF, microwave and millimeter wave products maintain a 99% availability and are part of the broadest selection in the industry.

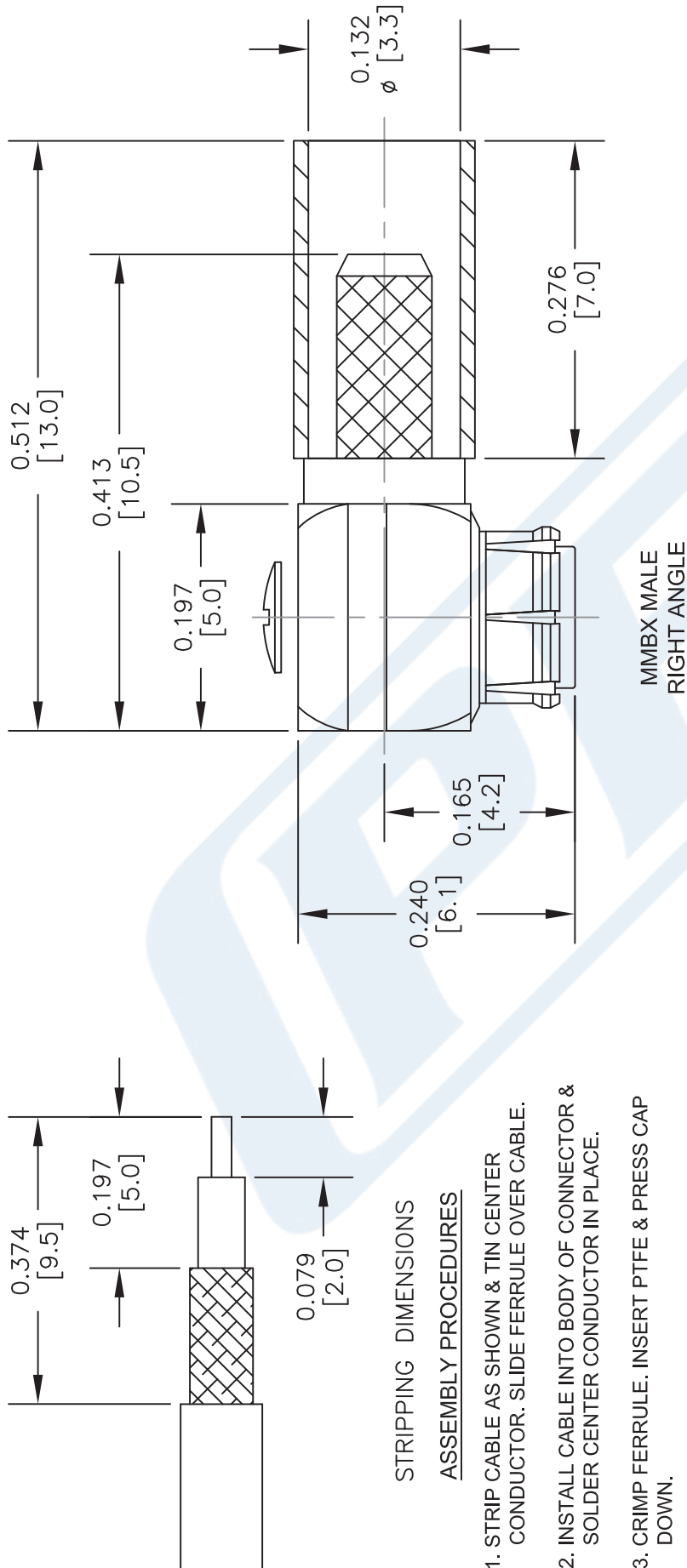
Click the following link (or enter part number in "SEARCH" on website) to obtain additional part information including price, inventory and certifications: [MMBX Plug Right Angle Snap-On Connector Crimp/Solder Attachment for RG316-DS, RG188-DS, with male center contact PE45256](#)

URL: <https://www.pasternack.com/mmbx-plug-snap-on-rg316-ds-rg188-ds-connector-pe45256-p.aspx>

The information contained in this document is accurate to the best of our knowledge and representative of the part described herein. It may be necessary to make modifications to the part and/or the documentation of the part, in order to implement improvements. Pasternack reserves the right to make such changes as required. Unless otherwise stated, all specifications are nominal. Pasternack does not make any representation or warranty regarding the suitability of the part described herein for any particular purpose, and Pasternack does not assume any liability arising out of the use of any part or documentation.

# PE45256 CAD Drawing

MMBX Plug Right Angle Snap-On Connector Crimp/Solder Attachment  
for RG316-DS, RG188-DS, with male center contact



DWG TITLE

**PE45256**

NOTES:  
1. UNLESS OTHERWISE SPECIFIED ALL DIMENSIONS ARE NOMINAL.  
2. ALL SPECIFICATIONS ARE SUBJECT TO CHANGE WITHOUT NOTICE AT ANY TIME.  
3. DIMENSIONS ARE IN INCHES [mm].  
4. FITS MIL-C-17 AND EQUIVALENT CABLES.

FSCM NO. 53919

CAD FILE 092816

SCALE N/A

SIZE A

2233

**PE PASTERNAK®**  
THE ENGINEER'S RF SOURCE

Pasternack Enterprises, Inc.  
P.O. Box 16759 | Irvine | CA | 92623  
Phone: (949) 261-1920 | Fax: (949) 261-7451  
Website: www.pasternack.com | E-Mail: sales@pasternack.com



## TNC Female Connector Clamp/Solder Attachment 4 Hole Flange Mount for RG316-DS, RG188-DS, IP67 Rated

### RF Connectors Technical Data Sheet

PE44901

#### Configuration

- TNC Female Connector
- MIL-STD-348
- 50 Ohms
- Straight Body Geometry
- RG316-DS, RG188-DS Interface Type
- Clamp/Solder Attachment
- 4 Hole Flange

#### Features

- Max. Operating Frequency 2 GHz
- Gold Plated Beryllium Copper Contact
- IP67 Rated

#### Applications

- General Purpose Test
- Rack and Panel Mount Applications
- Custom Cable Assemblies

#### Description

Pasternack's PE44901 TNC female 4 hole flange mount connector with clamp/solder attachment for RG316-DS and RG188-DS is part of our full line of RF components available for same-day shipping. Our TNC female connector operates up to a maximum frequency of 2 GHz. This TNC 4 hole flange connector allows designers to create external connections on their product enclosures, and can be used in a variety of other rack mount and panel mount applications. The connector has an IP67 rating to protect against dust and temporary moisture protection under immersion conditions.

Our TNC female 4 hole flange connector PE44901 datasheet specifications and drawing with dimensions are shown below in this PDF. Pasternack's broad catalog of RF, microwave and millimeter wave connectors allows designers to configure and customize their signal connections however they like. Whether the need is to provide an I/O for a board design, or simply create a custom cable assembly configuration, Pasternack has the right connector for the job. Pasternack can also expertly build your custom cable assemblies for you and ship same-day.

#### Electrical Specifications

Description	Minimum	Typical	Maximum	Units
Frequency Range	DC		2	GHz

#### Mechanical Specifications

<b>Size</b>	
Length	1.2 in [30.48 mm]
Width/Dia.	0.69 in [17.53 mm]
Weight	0.043 lbs [19.5 g]

Click the following link (or enter part number in "SEARCH" on website) to obtain additional part information including price, inventory and certifications: [TNC Female Connector Clamp/Solder Attachment 4 Hole Flange Mount for RG316-DS, RG188-DS, IP67 Rated PE44901](#)



TNC Female Connector Clamp/Solder Attachment 4 Hole  
Flange Mount for RG316-DS, RG188-DS, IP67 Rated

RF Connectors Technical Data Sheet

PE44901

**Material Specifications**

Description	Material	Plating
Contact	Beryllium Copper	Gold
Insulation	PTFE	
Body	Brass	Nickel

**Environmental Specifications**

Ingress Protection (IP) Rating

IP67 Rated

**Compliance Certifications** (see [product page](#) for current document)

**Plotted and Other Data**

Notes:

TNC Female Connector Clamp/Solder Attachment 4 Hole Flange Mount for RG316-DS, RG188-DS, IP67 Rated from Pasternack Enterprises has same day shipment for domestic and International orders. Our RF, microwave and millimeter wave products maintain a 99% availability and are part of the broadest selection in the industry.

Click the following link (or enter part number in "SEARCH" on website) to obtain additional part information including price, inventory and certifications: [TNC Female Connector Clamp/Solder Attachment 4 Hole Flange Mount for RG316-DS, RG188-DS, IP67 Rated PE44901](#)

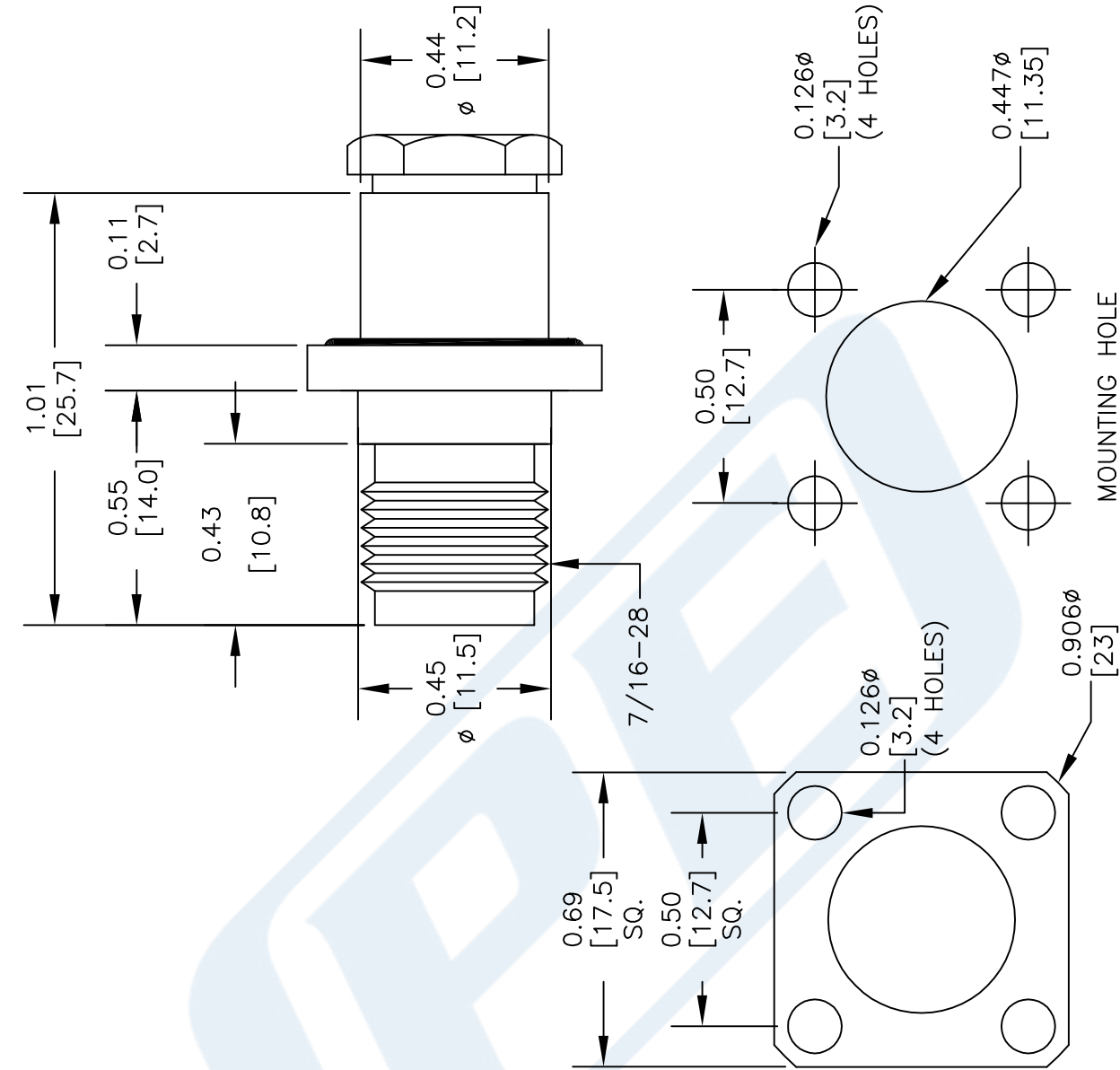
URL: <https://www.pasternack.com/tnc-female-standard-rg316-u-rg174a-u-lmr-100-connector-pe44901-p.aspx>

The information contained in this document is accurate to the best of our knowledge and representative of the part described herein. It may be necessary to make modifications to the part and/or the documentation of the part, in order to implement improvements. Pasternack reserves the right to make such changes as required. Unless otherwise stated, all specifications are nominal. Pasternack does not make any representation or warranty regarding the suitability of the part described herein for any particular purpose, and Pasternack does not assume any liability arising out of the use of any part or documentation.



# PE44901 CAD Drawing

TNC Female Connector Clamp/Solder Attachment 4 Hole Flange  
Mount for RG316-DS, RG188-DS, IP67 Rated



## STRIPPING DIMENSIONS

## ASSEMBLY PROCEDURES

1. TRIM CABLE AS SHOWN
2. SLIDE CRIMP FERRULE & BACK NUT ONTO CABLE
3. CRIMP FERRULE USING 0.151" HEX DIE
4. CRIMP OR SOLDER BULLET CONTACT TO THE CENTER CONDUCTOR, INSERT CABLE WITH BULLET CONTACT INTO BODY
5. APPLY THREAD LOCKING ADHESIVE ON THE THREADS OF THE BACK NUT
6. TORQUE BACK NUT TO 15 INCH-LBS

## CRIMP SIZE REQUIRED

CONTACT: CRIMP OR SOLDER  
FERRULE: .151" HEX CRIMP TOOL



Pasternack Enterprises, Inc.  
P.O. Box 16759 | Irvine | CA | 92623

Phone: (949) 261-1920 | Fax: (949) 261-7451  
Website: www.pasternack.com | E-Mail: sales@pasternack.com

DWG TITLE

**PE44901**

NOTES:  
1. UNLESS OTHERWISE SPECIFIED ALL DIMENSIONS ARE NOMINAL.  
2. ALL SPECIFICATIONS ARE SUBJECT TO CHANGE WITHOUT NOTICE AT ANY TIME.  
3. DIMENSIONS ARE IN INCHES [mm].  
4. FITS MIL-C-17 AND EQUIVALENT CABLES.

FSCM NO. 53919

CAD FILE 102223

SCALE N/A

SIZE A

150

## Flexible RG316 Coax Cable Double Shielded with Tan FEP Jacket

### TECHNICAL DATA SHEET

RG316-DS

#### Flexible RG316 Coax Cable Double Shielded with Tan FEP Jacket

##### Configuration

Inner Conductor Material and Plating	Copper Clad Steel, Silver
Dielectric Type	PTFE
Shield Materials	Silver Plated Copper Braid, Silver Plated Copper Braid
Jacket Material and Color	FEP, Tan

##### Electrical Specifications

Impedance, Ohms	50
Velocity of Propagation, %	70
Maximum Operating Frequency, GHz	3
Capacitance, pF/ft [pF/m]	29.4 [96.46]
Maximum Operating Voltage, Volts	1,200

##### Electrical Specifications by Frequency

###### Frequency 1

Frequency, MHz	100
Attenuation, dB/100ft [dB/100m]	8 [26.25]

###### Frequency 2

Frequency, MHz	400
Attenuation, dB/100ft [dB/100m]	16.2 [53.15]

###### Frequency 3

Frequency, MHz	1000
Attenuation, dB/100ft [dB/100m]	26.1 [85.63]

###### Frequency 4

Frequency, GHz	3
Attenuation, dB/100ft [dB/100m]	46.7 [153.22]

##### Mechanical Specifications

###### Temperature

Operating Range, deg C	-55 to +200
------------------------	-------------

###### Inner Conductor

Number of Strands	7
Material	Copper Clad Steel
Plating	Silver
Diameter, in [mm]	0.02 [0.51]

Click the following link (or enter part number in "SEARCH" on website) to obtain additional part information including price, inventory and certifications: [Flexible RG316 Coax Cable Double Shielded with Tan FEP Jacket RG316-DS](#)

The information contained in this document is accurate to the best of our knowledge and representative of the part described herein. It may be necessary to make modifications to the part and/or the documentation of the part, in order to implement improvements. Pasternack reserves the right to make such changes as required. Unless otherwise stated, all specifications are nominal.



## Flexible RG316 Coax Cable Double Shielded with Tan FEP Jacket

## TECHNICAL DATA SHEET

RG316-DS

**Dielectric:**

Type	PTFE
Diameter, in [mm]	0.06 [1.52]

**Shield:**

Number of	2
Material 1	Silver Plated Copper Braid
Material 2	Silver Plated Copper Braid
Diameter, in [mm]	0.096 [2.44]

**Jacket:**

Material	FEP
Diameter, in [mm]	0.114 [2.9]
Color	Tan
One Time Minimum Bend Radius, in [mm]	0.59 [14.99]
Weight, lbs/ft [Kg/m]	0.016 [0.02]

**Compliance Certifications** (visit [www.Pasternack.com](http://www.Pasternack.com) for current document)

RoHS Compliant	Yes
----------------	-----

**Plotted and Other Data**

Notes:	Values at 25 °C, sea level
--------	----------------------------

Flexible RG316 Coax Cable Double Shielded with Tan FEP Jacket from Pasternack Enterprises has same day shipment for domestic and International orders. Our RF, microwave and fiber optic products maintain a 99% availability and are part of the broadest selection in the industry.

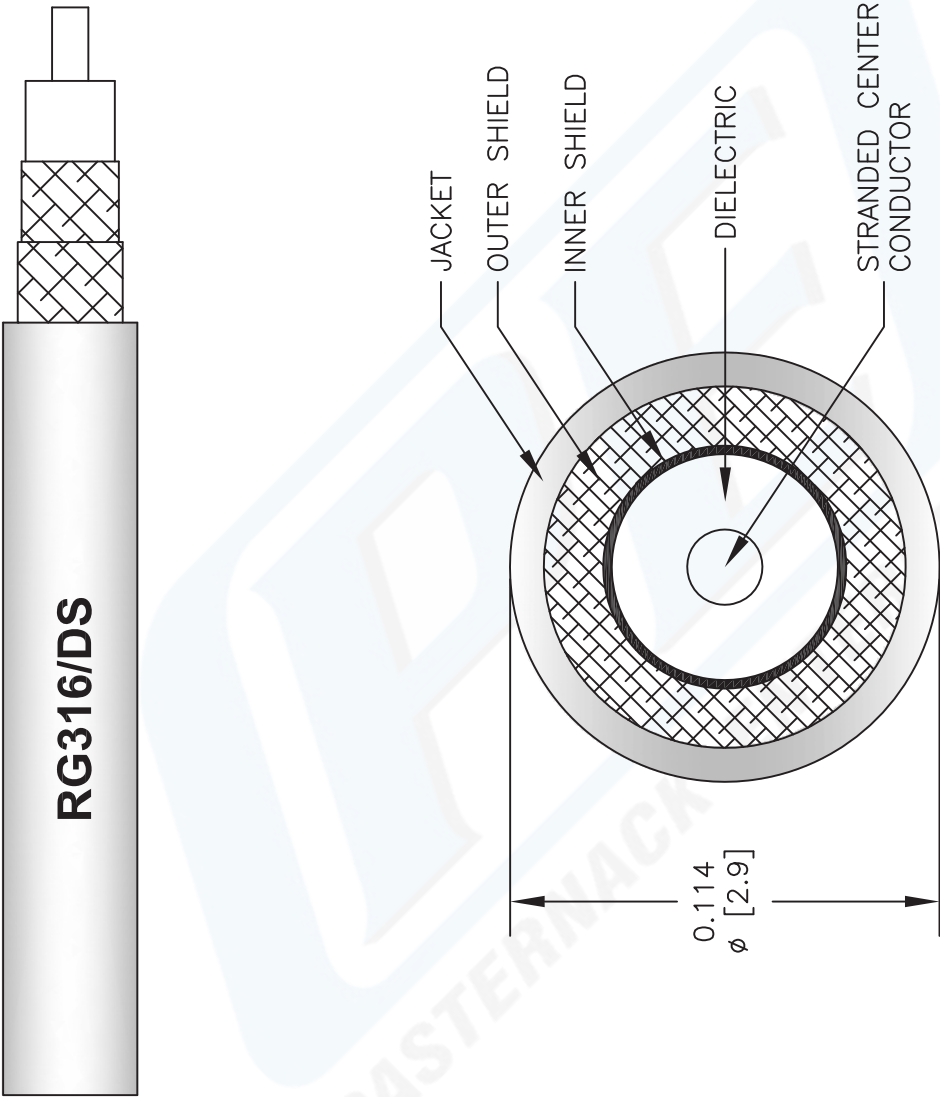
Click the following link (or enter part number in "SEARCH" on website) to obtain additional part information including price, inventory and certifications: [Flexible RG316 Coax Cable Double Shielded with Tan FEP Jacket RG316-DS](#)

URL: <http://www.pasternack.com/flexible-0.114-rg316-ds-50-ohm-coax-cable-fep-jacket-rg316-ds-p.aspx>

The information contained in this document is accurate to the best of our knowledge and representative of the part described herein. It may be necessary to make modifications to the part and/or the documentation of the part, in order to implement improvements. Pasternack reserves the right to make such changes as required. Unless otherwise stated, all specifications are nominal.

# RG316-DS CAD Drawing

Flexible RG316 Coax Cable Double Shielded with Tan FEP Jacket



NOTES:  
 1. UNLESS OTHERWISE SPECIFIED ALL DIMENSIONS ARE NOMINAL.  
 2. ALL SPECIFICATIONS ARE SUBJECT TO CHANGE WITHOUT NOTICE AT ANY TIME.  
 3. DIMENSIONS ARE IN INCHES [mm].

DWG TITLE <b>RG316-DS</b>		CAD FILE	041812-B	SCALE	N/A	SIZE	A	2233
FSCM NO. 53919								



**PASTERNAK®**  
 Pasternack Enterprises, Inc.  
 P.O. Box 16759 | Irvine | CA | 92623  
**Phone:** (949) 261-1920 | **Fax:** (949) 261-7451  
**Website:** [www.pasternack.com](http://www.pasternack.com) | **E-Mail:** [sales@pasternack.com](mailto:sales@pasternack.com)