



SMP Male Bulkhead Mount Full Detent Connector Solder Attachment for RG405, PE-SR405FL Catchers Mitt

TECHNICAL DATA SHEET

PE44962

Configuration

Connector	SMP Male, Full Detent
Connector Specification	MIL-STD-348
Connector Interface Type	RG405, PE-SR405FL
Attachment Method (Shield/Contact)	Solder
Body Style	Straight
Mount Method	Bulkhead

Electrical Specifications

Impedance	50 Ohms
-----------	---------

Mechanical Specifications

Size

Length	0.51 in [12.95 mm]
Width/Dia.	0.235 in [5.97 mm]
Weight	0.006 lbs [2.72 g]

Connector

Type	SMP Male
Contact Material and Plating	Beryllium Copper, Gold
Contact Plating Specification	MIL-G-45204
Coupling Nut Material and Plating	Passivated Stainless Steel
Coupling Nut Plating Specification	AMS-QQ-P-35
Body Material and Plating	Beryllium Copper, Gold
Body Plating Specification	MIL-G-45204
Dielectric Type	PTFE

Compliance Certifications (visit www.Pasternack.com for current document)

RoHS Compliant

Click the following link (or enter part number in "SEARCH" on website) to obtain additional part information including price, inventory and certifications: [SMP Male Bulkhead Mount Full Detent Connector Solder Attachment for RG405, PE-SR-405FL Catchers Mitt PE44962](#)



SMP Male Bulkhead Mount Full Detent Connector Solder Attachment for RG405, PE-SR405FL Catchers Mitt

TECHNICAL DATA SHEET

PE44962

Plotted and Other Data

Notes:

- Values at +25 °C, sea level

SMP Male Bulkhead Mount Full Detent Connector Solder Attachment for RG405, PE-SR405FL Catchers Mitt from Pasternack Enterprises has same day shipment for domestic and International orders. Our RF, microwave and millimeter wave products maintain a 99% availability and are part of the broadest selection in the industry.

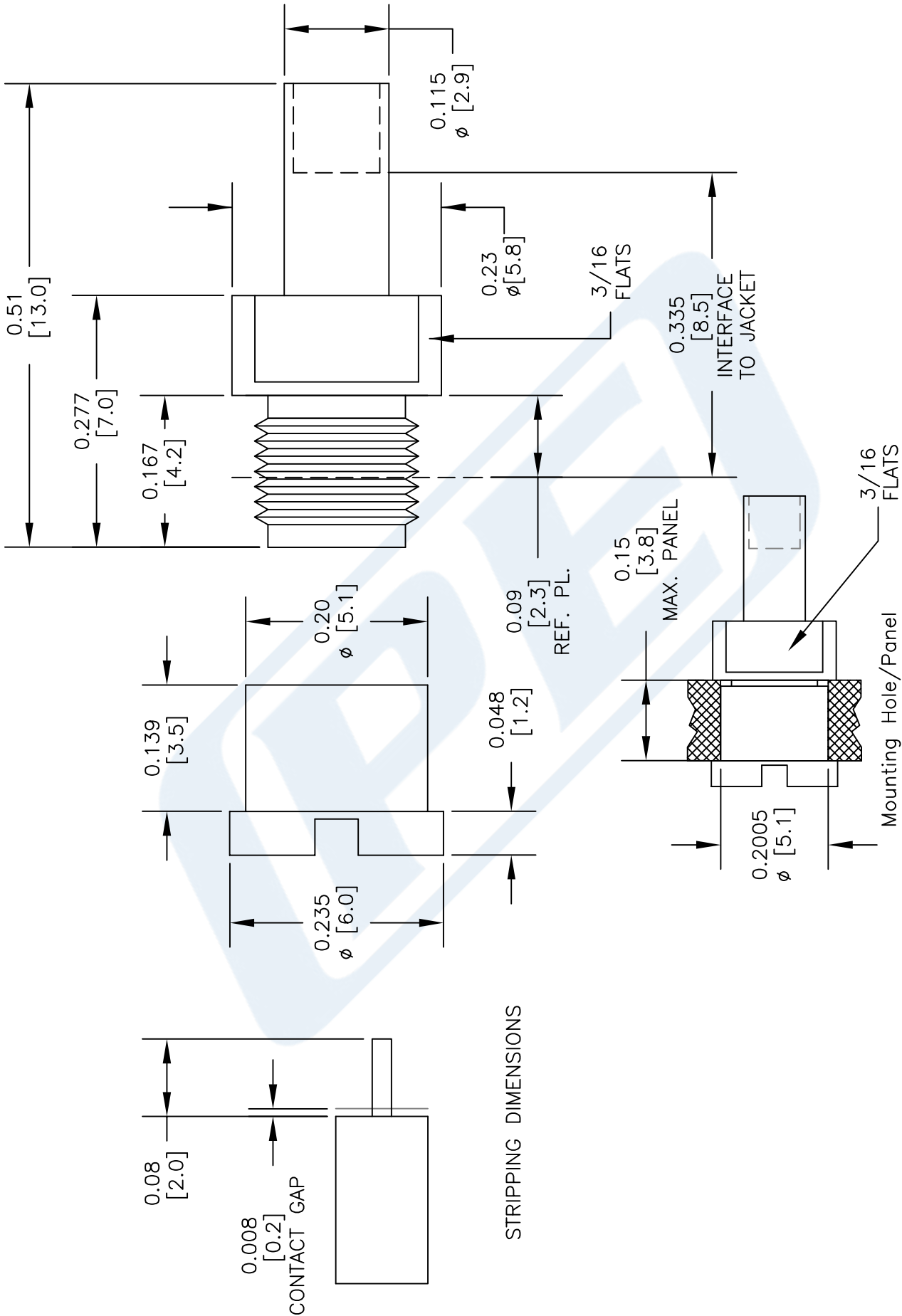
Click the following link (or enter part number in "SEARCH" on website) to obtain additional part information including price, inventory and certifications: [SMP Male Bulkhead Mount Full Detent Connector Solder Attachment for RG405, PE-SR405FL Catchers Mitt PE44962](#)

URL: <http://www.pasternack.com/smp-male-standard-rg405-pe-sr405fl-connector-pe44962-p.aspx>

The information contained in this document is accurate to the best of our knowledge and representative of the part described herein. It may be necessary to make modifications to the part and/or the documentation of the part, in order to implement improvements. Pasternack reserves the right to make such changes as required. Unless otherwise stated, all specifications are nominal. Pasternack does not make any representation or warranty regarding the suitability of the part described herein for any particular purpose, and Pasternack does not assume any liability arising out of the use of any part or documentation.

PE44962 CAD Drawing

SMP Male Bulkhead Mount Full Detent Connector Solder
Attachment for RG405, PE-SR405FL Catchers Mitt



NOTES:
 1. UNLESS OTHERWISE SPECIFIED ALL DIMENSIONS ARE NOMINAL.
 2. ALL SPECIFICATIONS ARE SUBJECT TO CHANGE WITHOUT NOTICE AT ANY TIME.
 3. DIMENSIONS ARE IN INCHES [mm].
 4. FITS MIL-C-17 AND EQUIVALENT CABLES.

DWG TITLE	
PE44962	
FSCM NO. 53919	CAD FILE 032614
SCALE N/A	SIZE A
150	

PE PASTERNAK
 THE ENGINEER'S RF SOURCE

Pasternack Enterprises, Inc.
 P.O. Box 16759 | Irvine | CA | 92623
 Phone: (949) 261-1920 | Fax: (949) 261-7451
 Website: www.pasternack.com | E-Mail: sales@pasternack.com



SMP Male Bulkhead Mount Full Detent Connector Solder Attachment for RG405, PE-SR405FL Catchers Mitt

TECHNICAL DATA SHEET

PE44962

Configuration

Connector	SMP Male, Full Detent
Connector Specification	MIL-STD-348
Connector Interface Type	RG405, PE-SR405FL
Attachment Method (Shield/Contact)	Solder
Body Style	Straight
Mount Method	Bulkhead

Electrical Specifications

Impedance	50 Ohms
-----------	---------

Mechanical Specifications

Size

Length	0.51 in [12.95 mm]
Width/Dia.	0.235 in [5.97 mm]
Weight	0.006 lbs [2.72 g]

Connector

Type	SMP Male
Contact Material and Plating	Beryllium Copper, Gold
Contact Plating Specification	MIL-G-45204
Coupling Nut Material and Plating	Passivated Stainless Steel
Coupling Nut Plating Specification	AMS-QQ-P-35
Body Material and Plating	Beryllium Copper, Gold
Body Plating Specification	MIL-G-45204
Dielectric Type	PTFE

Compliance Certifications (visit www.Pasternack.com for current document)

RoHS Compliant

Click the following link (or enter part number in "SEARCH" on website) to obtain additional part information including price, inventory and certifications: [SMP Male Bulkhead Mount Full Detent Connector Solder Attachment for RG405, PE-SR-405FL Catchers Mitt PE44962](#)



SMP Male Bulkhead Mount Full Detent Connector Solder Attachment for RG405, PE-SR405FL Catchers Mitt

TECHNICAL DATA SHEET

PE44962

Plotted and Other Data

Notes:

- Values at +25 °C, sea level

SMP Male Bulkhead Mount Full Detent Connector Solder Attachment for RG405, PE-SR405FL Catchers Mitt from Pasternack Enterprises has same day shipment for domestic and International orders. Our RF, microwave and millimeter wave products maintain a 99% availability and are part of the broadest selection in the industry.

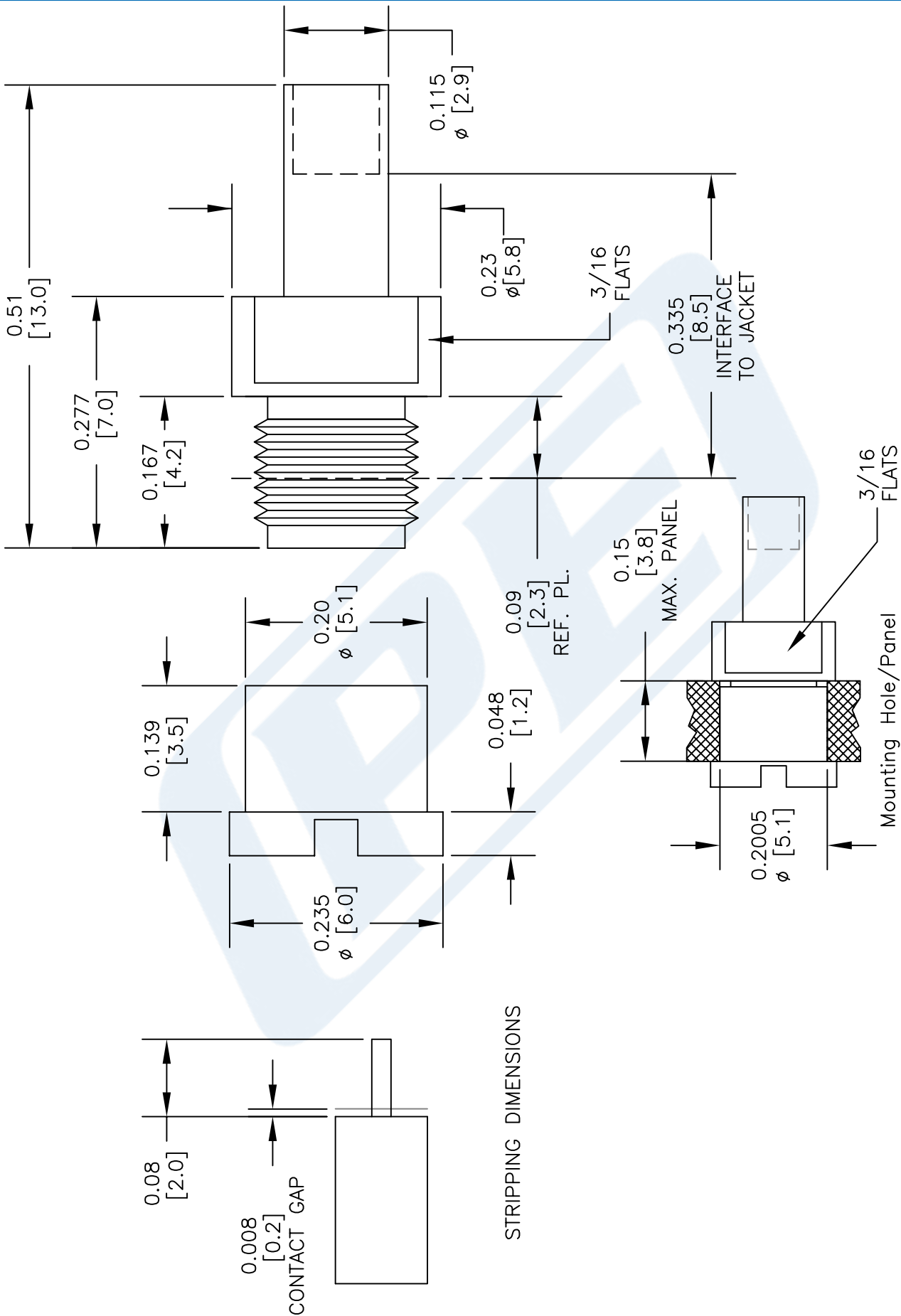
Click the following link (or enter part number in "SEARCH" on website) to obtain additional part information including price, inventory and certifications: [SMP Male Bulkhead Mount Full Detent Connector Solder Attachment for RG405, PE-SR405FL Catchers Mitt PE44962](#)

URL: <http://www.pasternack.com/smp-male-standard-rg405-pe-sr405fl-connector-pe44962-p.aspx>

The information contained in this document is accurate to the best of our knowledge and representative of the part described herein. It may be necessary to make modifications to the part and/or the documentation of the part, in order to implement improvements. Pasternack reserves the right to make such changes as required. Unless otherwise stated, all specifications are nominal. Pasternack does not make any representation or warranty regarding the suitability of the part described herein for any particular purpose, and Pasternack does not assume any liability arising out of the use of any part or documentation.

PE44962 CAD Drawing

SMP Male Bulkhead Mount Full Detent Connector Solder
Attachment for RG405, PE-SR405FL Catchers Mitt



DWG TITLE

PE44962

NOTES:
 1. UNLESS OTHERWISE SPECIFIED ALL DIMENSIONS ARE NOMINAL.
 2. ALL SPECIFICATIONS ARE SUBJECT TO CHANGE WITHOUT NOTICE AT ANY TIME.
 3. DIMENSIONS ARE IN INCHES [mm].
 4. FITS MIL-C-17 AND EQUIVALENT CABLES.

Pasternack Enterprises, Inc.
 P.O. Box 16759 | Irvine | CA | 92623
 Phone: (949) 261-1920 | Fax: (949) 261-7451
 Website: www.pasternack.com | E-Mail: sales@pasternack.com

FSCM NO. 53919

CAD FILE 032614

SCALE N/A

SIZE A

150

RG405 Coax Cable with Tinned Copper Outer Conductor

RF Cables Technical Data Sheet

PE-SR405TN

Configuration

- Semi-Rigid Cable
- MIL-C-17
- 1 Shield(s)

Electrical Specifications

Description	Minimum	Typical	Maximum	Units
Frequency Range	DC		40	GHz
Impedance		50		Ohms

Performance by Frequency Band

Description	F1	F2	F3	F4	F5	Units
Frequency	1	10	20			GHz
Attenuation, Typ	22	80	120			dB/100ft
	72.18	262.47	393.7			dB/100m
Input Power (CW), Max	130	35	20			Watts

Mechanical Specifications

Min. Bend Radius (Installation) 0.05 in [1.27 mm]

Construction Specifications

Description	Material and Plating	Diameter
Inner Conductor	Copper Clad Steel, Silver, 1 Strands	0.02 in [0.51 mm]
Conductor Type	Solid	
Dielectric	PTFE	0.066 in [1.68 mm]
First Shield	Tinned Copper	

Click the following link (or enter part number in "SEARCH" on website) to obtain additional part information including price, inventory and certifications: [RG405 Tinned Coax Cable with Tinned Copper Outer Conductor PE-SR405TN](#)

RG405 Coax Cable with Tinned Copper Outer Conductor

RF Cables Technical Data Sheet

PE-SR405TN

Environmental Specifications

Temperature

Operating Range

-55 to +125 deg C

Compliance Certifications (see [product page](#) for current document)

Plotted and Other Data

Notes:

RG405 Coax Cable with Tinned Copper Outer Conductor from Pasternack Enterprises has same day shipment for domestic and International orders. Our RF, microwave and millimeter wave products maintain a 99.4% availability and are part of the broadest selection in the industry.

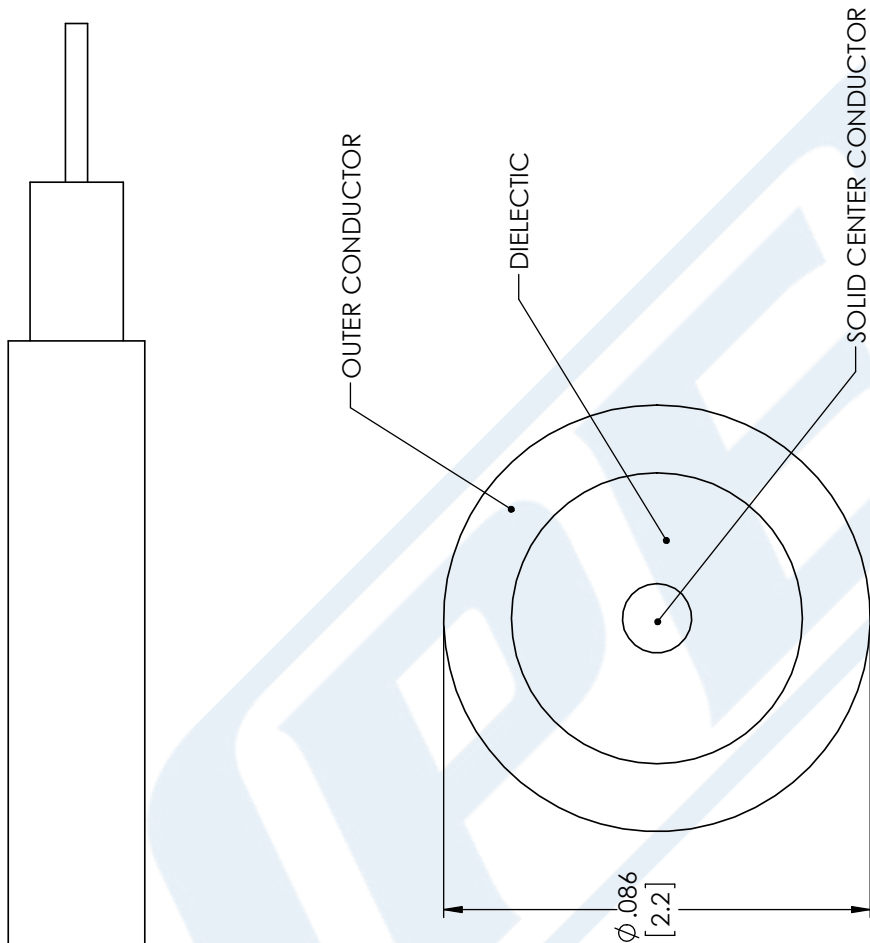
Click the following link (or enter part number in "SEARCH" on website) to obtain additional part information including price, inventory and certifications: [RG405 Tinned Coax Cable with Tinned Copper Outer Conductor PE-SR405TN](#)

URL: <https://www.pasternack.com/50-ohm-semi-rigid-rg405-tinned-tinned-copper-pe-sr405tn-p.aspx>

The information contained in this document is accurate to the best of our knowledge and representative of the part described herein. It may be necessary to make modifications to the part and/or the documentation of the part, in order to implement improvements. Pasternack reserves the right to make such changes as required. Unless otherwise stated, all specifications are nominal. Pasternack does not make any representation or warranty regarding the suitability of the part described herein for any particular purpose, and Pasternack does not assume any liability arising out of the use of any part or documentation.

PE-SR405TN CAD Drawing

RG405 Coax Cable with Tinned Copper Outer Conductor



STANDARD TOLERANCES

.X ±0.2
 .XX ±0.01
 .XXX ±0.005

*STANDARD TOLERANCES APPLY ONLY TO DIMENSIONS IN INCHES



Pasternack Enterprises, Inc.
 P.O. Box 16759 | Irvine | CA | 92623
Phone: (949) 261-1920 | **Fax:** (949) 261-7451
Website: www.pasternack.com | **E-Mail:** sales@pasternack.com

DWG TITLE

PE-SR405TN

NOTES:
 1. UNLESS OTHERWISE SPECIFIED ALL DIMENSIONS ARE NOMINAL.
 2. ALL SPECIFICATIONS ARE SUBJECT TO CHANGE WITHOUT NOTICE AT ANY TIME.
 3. DIMENSIONS ARE IN INCHES [mm].

CAGE CODE 53919

CAD FILE 11/28/17

SCALE N/A

SIZE A

CN2245