



**BMA Plug Bulkhead Mount Slide-On Connector Solder/
Non-Solder Contact Attachment for RG402, PE-
SR402AL, PE-SR402FL, PE-SR402FLJ, Gold Plated**

**RF Connectors
Technical Data Sheet**

PE45313

Configuration

- Slide-On BMA Plug Connector
- 50 Ohms
- Straight Body Geometry
- Connector Interface Types: RG402, PE-SR402AL, PE-SR402FL, PE-SR402FLJ, PE-SR402TN
- Bulkhead
- 11 mm Hex

Features

- Max. Operating Frequency 22 GHz
- Good VSWR of 1.28:1
- Gold Plated Beryllium Copper Contact
- 51.18µ in. minimum contact plating
- Blind Mate Connector
- IP54
- Low-Engagement Force

Applications

- General Purpose Test
- Rack and Panel Mount Applications
- Custom Cable Assemblies
- Blind Mating
- Rack and Panel
- Phased Array Systems
- Base Stations
- RF Backplanes
- Test I/O

Description

Pasternack's PE45313 BMA plug slide-on bulkhead connector with solder/non-solder contact attachment for RG402, PE-SR402AL, PE-SR402FL, PE-SR402FLJ and PE-SR402TN is part of our full line of RF components available for same-day shipping. Our BMA plug connector operates up to a maximum frequency of 22 GHz and offers good VSWR of 1.28:1. The Pasternack blind mate connector is ideal for applications where direct visual or tactile access to the connection point is not possible, for example, when two circuit boards need to be mated. This BMA bulkhead connector allows designers to create external connections on their product enclosures, and can be used in a variety of other rack mount and panel mount applications.

Our BMA plug bulkhead connector PE45313 datasheet specifications and drawing with dimensions are shown below in this PDF. Pasternack's broad catalog of RF, microwave and millimeter wave connectors allows designers to configure and customize their signal connections however they like. Whether the need is to provide an I/O for a board design, or simply create a custom cable assembly configuration, Pasternack has the right connector for the job. Pasternack can also expertly build your custom cable assemblies for you and ship same-day.

Electrical Specifications

Description	Minimum	Typical	Maximum	Units
Frequency Range	DC		22	GHz
VSWR			1.28:1	
Insertion Loss			0.14	dB
Operating Voltage (AC)			500	Vrms
Dielectric Withstanding Voltage (AC)			1,500	Vrms
Insulation Resistance	5,000			MOhms

Click the following link (or enter part number in "SEARCH" on website) to obtain additional part information including price, inventory and certifications: [BMA Plug Bulkhead Mount Slide-On Connector Solder/Non-Solder Contact Attachment for RG402, PE-SR402AL, PE-SR402FL, PE-SR402FLJ, Gold Plated PE45313](#)



BMA Plug Bulkhead Mount Slide-On Connector Solder/
Non-Solder Contact Attachment for RG402, PE-
SR402AL, PE-SR402FL, PE-SR402FLJ, Gold Plated

RF Connectors
Technical Data Sheet

PE45313

Mechanical Specifications

Size	
Length	0.7 in [17.78 mm]
Width/Dia.	0.43 in [10.92 mm]
Weight	0.007 lbs [3.18 g]
Mating Cycles	1,000 Cycles

Material Specifications

Description	Material	Plating
Contact	Beryllium Copper	Gold 51.18μ in. minimum
Insulation	PTFE	
Outer Conductor	Stainless Steel	Gold 19.68μ in. minimum
Body	Stainless Steel	Gold 19.68μ in. minimum
Washer	Brass	Nickel
O-Ring	Silicone Rubber	

Environmental Specifications

Temperature	
Operating Range	-65 to +125 deg C
Ingress Protection (IP) Rating	IP54

Compliance Certifications (see [product page](#) for current document)

Plotted and Other Data

Notes:

Click the following link (or enter part number in "SEARCH" on website) to obtain additional part information including price, inventory and certifications: [BMA Plug Bulkhead Mount Slide-On Connector Solder/Non-Solder Contact Attachment for RG402, PE-SR402AL, PE-SR402FL, PE-SR402FLJ, Gold Plated PE45313](#)



BMA Plug Bulkhead Mount Slide-On Connector Solder/
Non-Solder Contact Attachment for RG402, PE-
SR402AL, PE-SR402FL, PE-SR402FLJ, Gold Plated

RF Connectors
Technical Data Sheet

PE45313

BMA Plug Bulkhead Mount Slide-On Connector Solder/Non-Solder Contact Attachment for RG402, PE-SR402AL, PE-SR402FL, PE-SR402FLJ, Gold Plated from Pasternack Enterprises has same day shipment for domestic and International orders. Our RF, microwave and millimeter wave products maintain a 99.4% availability and are part of the broadest selection in the industry.

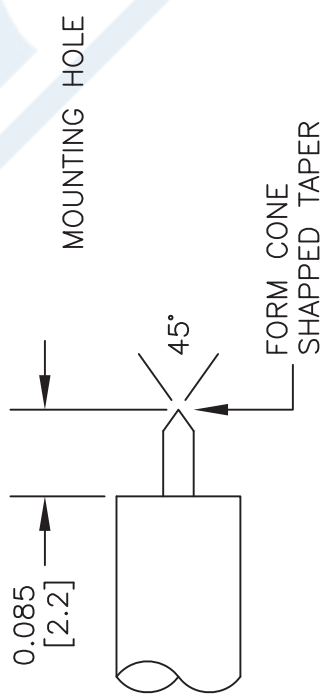
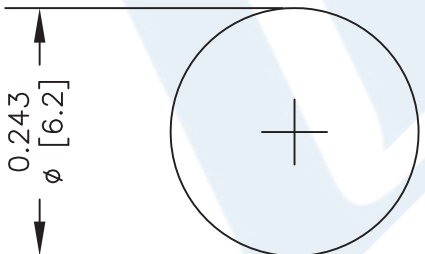
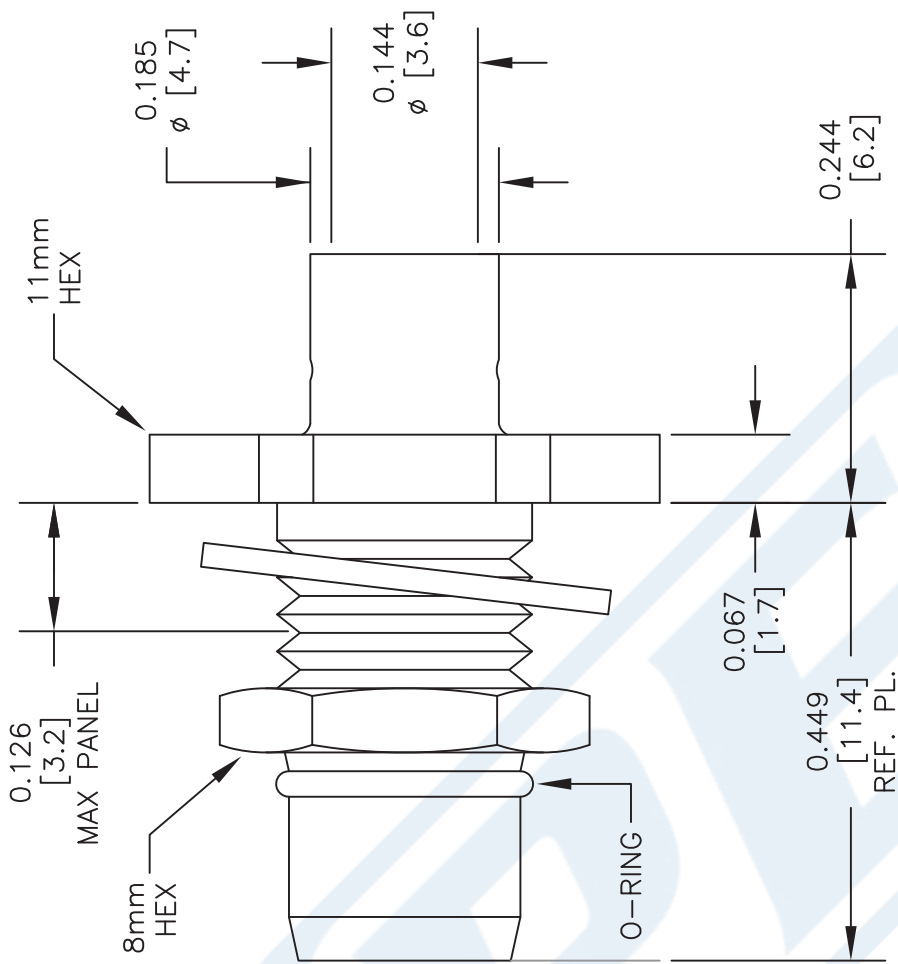
Click the following link (or enter part number in "SEARCH" on website) to obtain additional part information including price, inventory and certifications: [BMA Plug Bulkhead Mount Slide-On Connector Solder/Non-Solder Contact Attachment for RG402, PE-SR402AL, PE-SR402FL, PE-SR402FLJ, Gold Plated PE45313](https://www.pasternack.com/bma-plug-slide-on-rg402-pe-sr402al-pe-sr402fl-pe-sr402flj-connector-pe45313-p.aspx)

URL: <https://www.pasternack.com/bma-plug-slide-on-rg402-pe-sr402al-pe-sr402fl-pe-sr402flj-connector-pe45313-p.aspx>

The information contained in this document is accurate to the best of our knowledge and representative of the part described herein. It may be necessary to make modifications to the part and/or the documentation of the part, in order to implement improvements. Pasternack reserves the right to make such changes as required. Unless otherwise stated, all specifications are nominal. Pasternack does not make any representation or warranty regarding the suitability of the part described herein for any particular purpose, and Pasternack does not assume any liability arising out of the use of any part or documentation.

PE45313 CAD Drawing

BMA Plug Bulkhead Mount Slide-On Connector Solder/Non-Solder Contact Attachment for RG402, PE-SR402AL, PE-SR402FL, PE-SR402FLJ, Gold Plated



STRIPPING DIMENSIONS

ASSEMBLY PROCEDURES

1. STRIP CABLE AS SHOWN. DO NOT NICK CENTER CONDUCTOR.
2. SLIDE CABLE INTO CONNECTOR INSURING CENTER CONDUCTOR MATES WITH CENTER PIN.
3. OUTER CONDUCTOR BOTTOMS OUT WITH BODY SHOULDER. SOLDER OUTER CONDUCTOR TO BODY.

STANDARD TOLERANCES	
.X	±0.2
.XX	±0.1
.XXX	±0.05

*STANDARD TOLERANCES APPLY ONLY TO DIMENSIONS IN INCHES

NOTES:
 1. UNLESS OTHERWISE SPECIFIED ALL DIMENSIONS ARE NOMINAL.
 2. ALL SPECIFICATIONS ARE SUBJECT TO CHANGE WITHOUT NOTICE AT ANY TIME.
 3. DIMENSIONS ARE IN INCHES [mm].

DWG TITLE
PE45313

PE PASTERNAK
 THE ENGINEER'S RF SOURCE
 Pasternack Enterprises, Inc.
 P.O. Box 16759 | Irvine | CA | 92623
 Phone: (949) 261-1920 | Fax: (949) 261-7451
 Website: www.pasternack.com | E-Mail: sales@pasternack.com

CAD FILE 022117 SCALE N/A SIZE A 2233

CAGE CODE 53919



**BMA Plug Bulkhead Mount Slide-On Connector Solder/
Non-Solder Contact Attachment for RG402, PE-
SR402AL, PE-SR402FL, PE-SR402FLJ, Gold Plated**

**RF Connectors
Technical Data Sheet**

PE45313

Configuration

- Slide-On BMA Plug Connector
- 50 Ohms
- Straight Body Geometry
- Connector Interface Types: RG402, PE-SR402AL, PE-SR402FL, PE-SR402FLJ, PE-SR402TN
- Bulkhead
- 11 mm Hex

Features

- Max. Operating Frequency 22 GHz
- Good VSWR of 1.28:1
- Gold Plated Beryllium Copper Contact
- 51.18µ in. minimum contact plating
- Blind Mate Connector
- IP54
- Low-Engagement Force

Applications

- General Purpose Test
- Rack and Panel Mount Applications
- Custom Cable Assemblies
- Blind Mating
- Rack and Panel
- Phased Array Systems
- Base Stations
- RF Backplanes
- Test I/O

Description

Pasternack's PE45313 BMA plug slide-on bulkhead connector with solder/non-solder contact attachment for RG402, PE-SR402AL, PE-SR402FL, PE-SR402FLJ and PE-SR402TN is part of our full line of RF components available for same-day shipping. Our BMA plug connector operates up to a maximum frequency of 22 GHz and offers good VSWR of 1.28:1. The Pasternack blind mate connector is ideal for applications where direct visual or tactile access to the connection point is not possible, for example, when two circuit boards need to be mated. This BMA bulkhead connector allows designers to create external connections on their product enclosures, and can be used in a variety of other rack mount and panel mount applications.

Our BMA plug bulkhead connector PE45313 datasheet specifications and drawing with dimensions are shown below in this PDF. Pasternack's broad catalog of RF, microwave and millimeter wave connectors allows designers to configure and customize their signal connections however they like. Whether the need is to provide an I/O for a board design, or simply create a custom cable assembly configuration, Pasternack has the right connector for the job. Pasternack can also expertly build your custom cable assemblies for you and ship same-day.

Electrical Specifications

Description	Minimum	Typical	Maximum	Units
Frequency Range	DC		22	GHz
VSWR			1.28:1	
Insertion Loss			0.14	dB
Operating Voltage (AC)			500	Vrms
Dielectric Withstanding Voltage (AC)			1,500	Vrms
Insulation Resistance	5,000			MOhms

Click the following link (or enter part number in "SEARCH" on website) to obtain additional part information including price, inventory and certifications: [BMA Plug Bulkhead Mount Slide-On Connector Solder/Non-Solder Contact Attachment for RG402, PE-SR402AL, PE-SR402FL, PE-SR402FLJ, Gold Plated PE45313](#)



BMA Plug Bulkhead Mount Slide-On Connector Solder/
Non-Solder Contact Attachment for RG402, PE-
SR402AL, PE-SR402FL, PE-SR402FLJ, Gold Plated

RF Connectors
Technical Data Sheet

PE45313

Mechanical Specifications

Size	
Length	0.7 in [17.78 mm]
Width/Dia.	0.43 in [10.92 mm]
Weight	0.007 lbs [3.18 g]
Mating Cycles	1,000 Cycles

Material Specifications

Description	Material	Plating
Contact	Beryllium Copper	Gold 51.18μ in. minimum
Insulation	PTFE	
Outer Conductor	Stainless Steel	Gold 19.68μ in. minimum
Body	Stainless Steel	Gold 19.68μ in. minimum
Washer	Brass	Nickel
O-Ring	Silicone Rubber	

Environmental Specifications

Temperature	
Operating Range	-65 to +125 deg C
Ingress Protection (IP) Rating	IP54

Compliance Certifications (see [product page](#) for current document)

Plotted and Other Data

Notes:

Click the following link (or enter part number in "SEARCH" on website) to obtain additional part information including price, inventory and certifications: [BMA Plug Bulkhead Mount Slide-On Connector Solder/Non-Solder Contact Attachment for RG402, PE-SR402AL, PE-SR402FL, PE-SR402FLJ, Gold Plated PE45313](#)



BMA Plug Bulkhead Mount Slide-On Connector Solder/
Non-Solder Contact Attachment for RG402, PE-
SR402AL, PE-SR402FL, PE-SR402FLJ, Gold Plated

RF Connectors
Technical Data Sheet

PE45313

BMA Plug Bulkhead Mount Slide-On Connector Solder/Non-Solder Contact Attachment for RG402, PE-SR402AL, PE-SR402FL, PE-SR402FLJ, Gold Plated from Pasternack Enterprises has same day shipment for domestic and International orders. Our RF, microwave and millimeter wave products maintain a 99.4% availability and are part of the broadest selection in the industry.

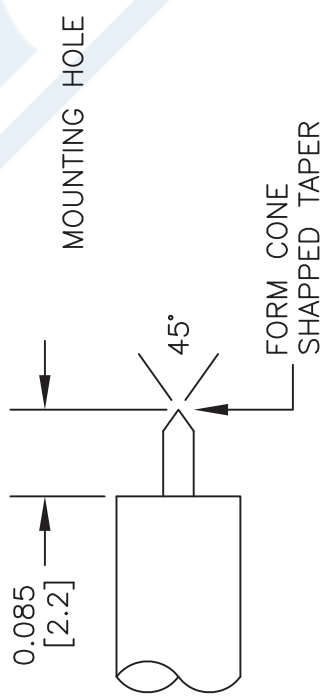
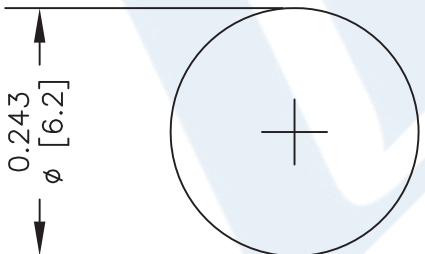
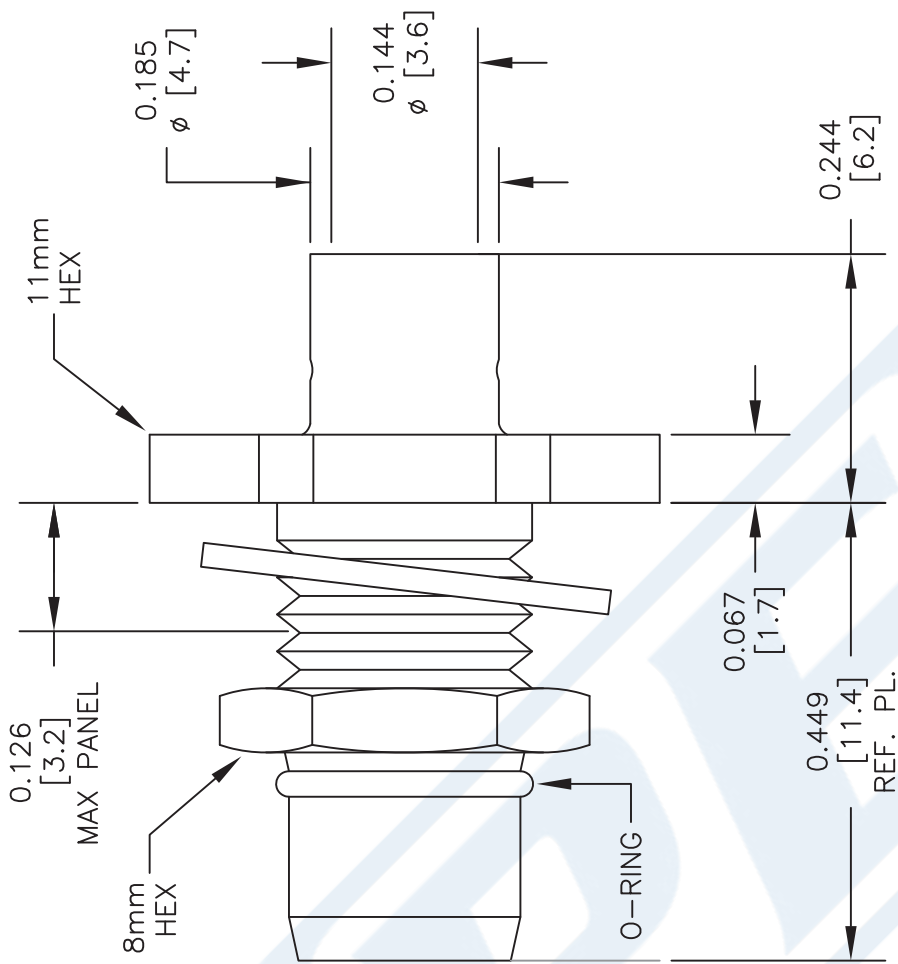
Click the following link (or enter part number in "SEARCH" on website) to obtain additional part information including price, inventory and certifications: [BMA Plug Bulkhead Mount Slide-On Connector Solder/Non-Solder Contact Attachment for RG402, PE-SR402AL, PE-SR402FL, PE-SR402FLJ, Gold Plated PE45313](https://www.pasternack.com/bma-plug-slide-on-rg402-pe-sr402al-pe-sr402fl-pe-sr402flj-connector-pe45313-p.aspx)

URL: <https://www.pasternack.com/bma-plug-slide-on-rg402-pe-sr402al-pe-sr402fl-pe-sr402flj-connector-pe45313-p.aspx>

The information contained in this document is accurate to the best of our knowledge and representative of the part described herein. It may be necessary to make modifications to the part and/or the documentation of the part, in order to implement improvements. Pasternack reserves the right to make such changes as required. Unless otherwise stated, all specifications are nominal. Pasternack does not make any representation or warranty regarding the suitability of the part described herein for any particular purpose, and Pasternack does not assume any liability arising out of the use of any part or documentation.

PE45313 CAD Drawing

BMA Plug Bulkhead Mount Slide-On Connector Solder/Non-Solder Contact Attachment for RG402, PE-SR402AL, PE-SR402FL, PE-SR402FLJ, Gold Plated



STRIPPING DIMENSIONS

ASSEMBLY PROCEDURES

1. STRIP CABLE AS SHOWN. DO NOT NICK CENTER CONDUCTOR.
2. SLIDE CABLE INTO CONNECTOR INSURING CENTER CONDUCTOR MATES WITH CENTER PIN.
3. OUTER CONDUCTOR BOTTOMS OUT WITH BODY SHOULDER. SOLDER OUTER CONDUCTOR TO BODY.

STANDARD TOLERANCES	
.X	±0.2
.XX	±0.1
.XXX	±0.05

*STANDARD TOLERANCES APPLY ONLY TO DIMENSIONS IN INCHES

NOTES:
 1. UNLESS OTHERWISE SPECIFIED ALL DIMENSIONS ARE NOMINAL.
 2. ALL SPECIFICATIONS ARE SUBJECT TO CHANGE WITHOUT NOTICE AT ANY TIME.
 3. DIMENSIONS ARE IN INCHES [mm].

DWG TITLE
PE45313

PE PASTERNAK
 THE ENGINEER'S RF SOURCE
 Pasternack Enterprises, Inc.
 P.O. Box 16759 | Irvine | CA | 92623
 Phone: (949) 261-1920 | Fax: (949) 261-7451
 Website: www.pasternack.com | E-Mail: sales@pasternack.com

CAD FILE 022117 SCALE N/A SIZE A 2233

CAGE CODE 53919

RG402 Coax Cable with Copper Outer Conductor

RF Cables Technical Data Sheet

RG402/U

Configuration

- Semi-Rigid Cable
- M17/130-RG402
- 1 Shield(s)

Electrical Specifications

Description	Minimum	Typical	Maximum	Units
Frequency Range	DC		34	GHz
Impedance		50		Ohms
Velocity of Propagation		69.5		%
Dielectric Withstanding Voltage (AC)			5,000	Vrms
Corona Discharge at 60 Hz			1,900	Vrms

Performance by Frequency Band

Description	F1	F2	F3	F4	F5	Units
Frequency	0.5	1	5	10	18	GHz
Attenuation, Typ	7.6	11.1	28.1	43.4	63.6	dB/100ft
	24.93	36.42	92.19	142.39	208.66	dB/100m
Input Power (CW), Max	600	450	180	120	73	Watts

Description	F6	F7	F8	F9	F10	Units
Frequency	26.5					GHz
Attenuation, Typ	82.8					dB/100ft
	271.65					dB/100m
Input Power (CW), Max	70					Watts

Mechanical Specifications

Min. Bend Radius (Repeated) 0.25 in [6.35 mm]

Click the following link (or enter part number in "SEARCH" on website) to obtain additional part information including price, inventory and certifications: [RG402 Coax Cable with Copper Outer Conductor RG402/U](#)

RG402 Coax Cable with Copper Outer Conductor

RF Cables Technical Data Sheet

RG402/U

Construction Specifications

Description	Material and Plating	Diameter
Inner Conductor	Copper Clad Steel, Silver, 1 Strand	0.036 in 0.91 mm
Conductor Type	Solid	
Dielectric	PTFE	0.118 in [3 mm]
Outer Conductor	Copper .141	
Jacket	Tan	

Environmental Specifications

Temperature

Operating Range -55 to +125 deg C

Compliance Certifications (see [product page](#) for current document)

Plotted and Other Data

Notes:

RG402 Coax Cable with Copper Outer Conductor from Pasternack Enterprises has same day shipment for domestic and International orders. Our RF, microwave and millimeter wave products maintain a 99.4% availability and are part of the broadest selection in the industry.

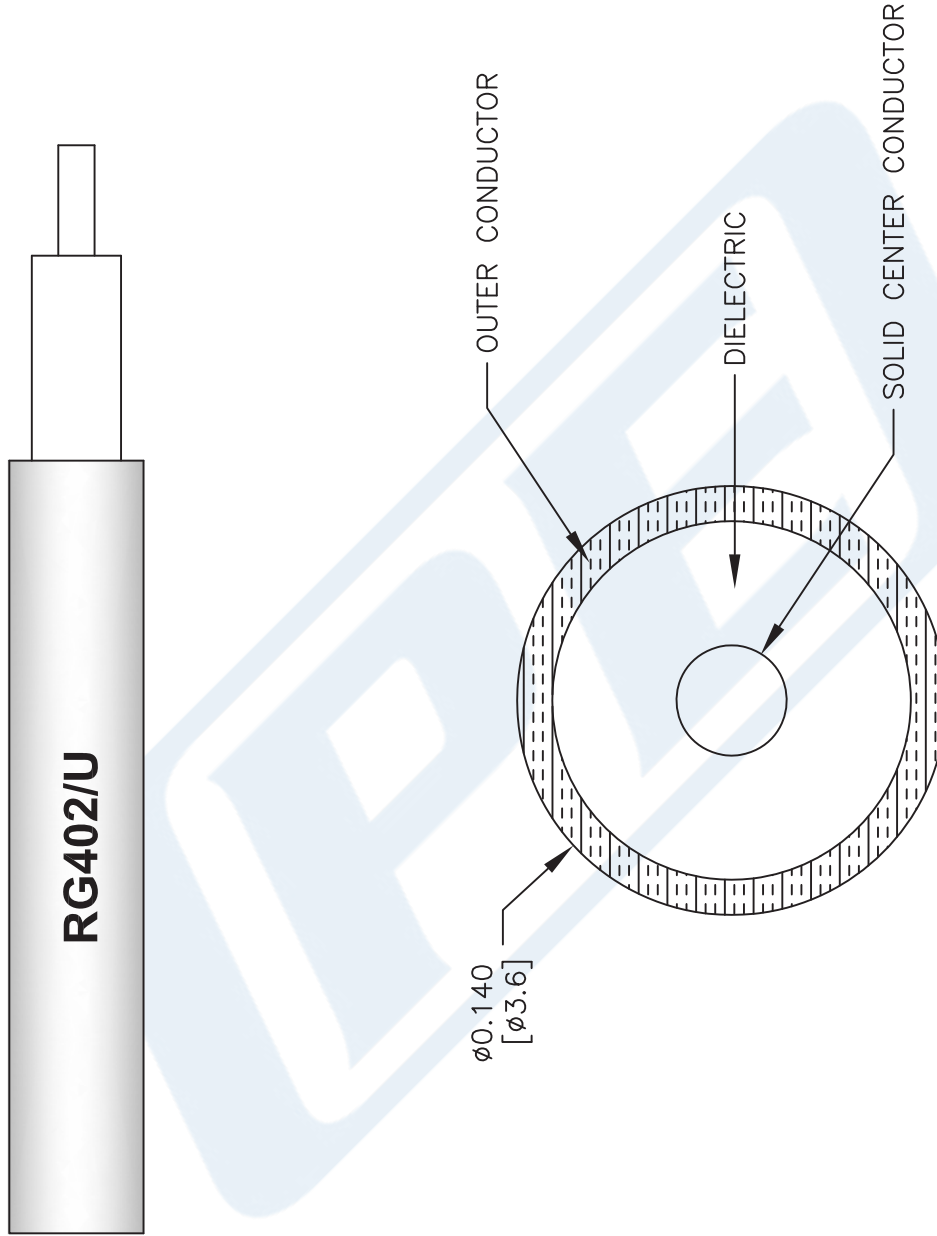
Click the following link (or enter part number in "SEARCH" on website) to obtain additional part information including price, inventory and certifications: [RG402 Coax Cable with Copper Outer Conductor RG402/U](#)

URL: <https://www.pasternack.com/semirigid-0.141-rg402-50-ohm-coax-cable-copper-rg402-u-p.aspx>

The information contained in this document is accurate to the best of our knowledge and representative of the part described herein. It may be necessary to make modifications to the part and/or the documentation of the part, in order to implement improvements. Pasternack reserves the right to make such changes as required. Unless otherwise stated, all specifications are nominal. Pasternack does not make any representation or warranty regarding the suitability of the part described herein for any particular purpose, and Pasternack does not assume any liability arising out of the use of any part or documentation.

RG402/U CAD Drawing

RG402 Coax Cable with Copper Outer Conductor



NOTES:
1. UNLESS OTHERWISE SPECIFIED ALL DIMENSIONS ARE NOMINAL.
2. ALL SPECIFICATIONS ARE SUBJECT TO CHANGE WITHOUT NOTICE AT ANY TIME.
3. DIMENSIONS ARE IN INCHES [mm].

DWG TITLE
RG402/U

FSCM NO. 53919

CAD FILE 111816

SCALE N/A

SIZE A

41742



Pasternack Enterprises, Inc.
P.O. Box 16759 | Irvine | CA | 92623
Phone: (949) 261-1920 | Fax: (949) 261-7451
Website: www.pasternack.com | E-Mail: sales@pasternack.com