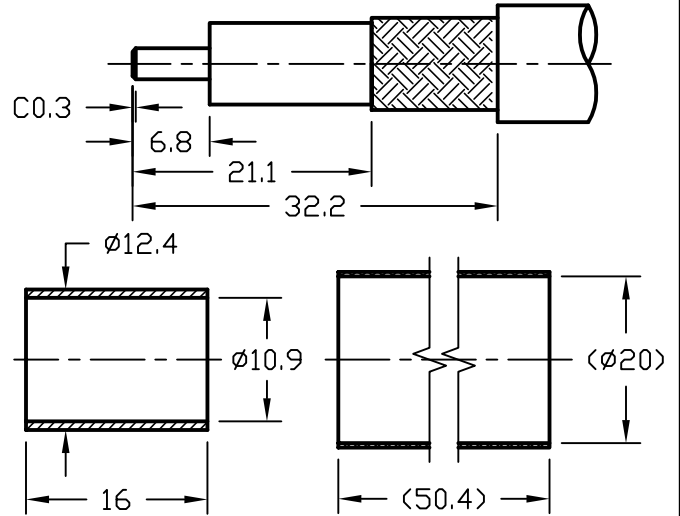
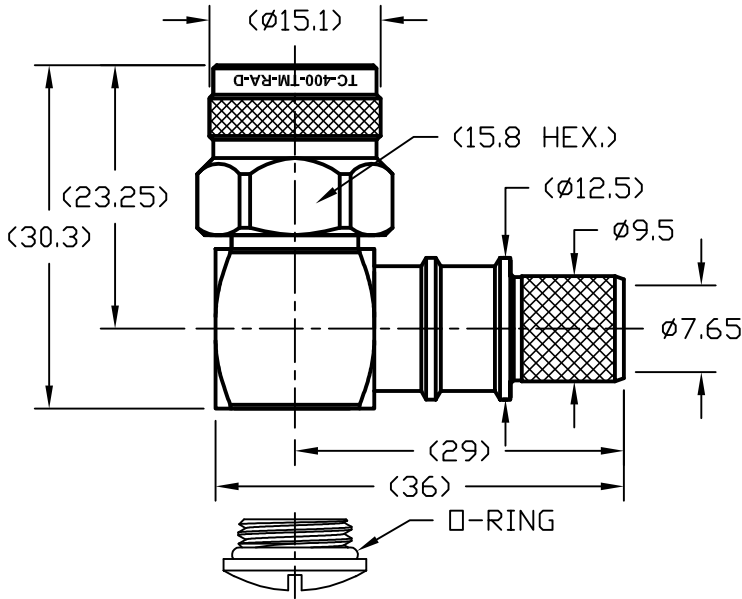


NOTICE OF PROPRIETARY RIGHTS THIS DOCUMENT CONTAINS CONFIDENTIAL TECHNICAL DATA, INCLUDING TRADE SECRETS, PROPRIETARY TO TIMES MICROWAVE SYSTEMS. DISCLOSURE OF THIS DATA IS EXPRESSLY CONDITIONED UPON YOUR ASSENT THAT ITS USE IS LIMITED TO USE WITHIN YOUR COMPANY ONLY. ANY OTHER USE IS STRICTLY PROHIBITED WITHOUT THE PRIOR WRITTEN CONSENT OF TIMES MICROWAVE SYSTEMS.

SYM	REVISION DESCRIPTION	DFTM	DATE	APPD	DATE
A	RELEASED FOR PRODUCTION	K.A.M.	6/3/11	J.D.B.	6/3/11
B	CHANGED PER CDC #34607/36250	D.J.H.	9/24/12	J.D.B.	9/25/12

RECOMMENDED CABLE STRIPPING DIM'S.



NOTES:

- CONTACT PIN IS SOLDERED.
- FERRULE IS CRIMPED TO .429" HEX.

ALL PARTS SATISFIED ROHS REQUIREMENTS

MATERIALS AND PLATING		UNIT: MICRO-INCHES
BODY/SHELL	BRASS C3604	ALBALOY 80 MIN/COPPER
CONTACT PIN	BRASS C3604	GOLD 50 MIN/NICKEL/COPPER
INSULATOR	TEFLON MIL-P-19468	N/A
GASKET	SILICONE	RED
FERRULE	BRASS	ALBALOY 80 MIN/COPPER
SHRINK TUBING	PO	BLACK

ELECTRICAL CHARACTERISTICS	
Impedance	50 Ω
Frequency range	0~11GHz
Voltage rating	500V(rms)
Dielectric withstanding voltage	1000V
Contact resistance	Center contact ≤ 3 m Ω
	Outer contact ≤ 2 m Ω
Insulation resistance	≥ 5000 M Ω
Insertion loss	According to the cable
RF-leakage	N/A
VSWR	≤ 1.35 MAX@0-6GHz

MECHANICAL CHARACTERISTICS	
Force to engage and disengage	N/A
Center contact retention force	6 lbs Min
Coupling torque	15 in-lbs Min
Coupling nut retention force	60 lbs Min
Durability	≥ 500 cycles

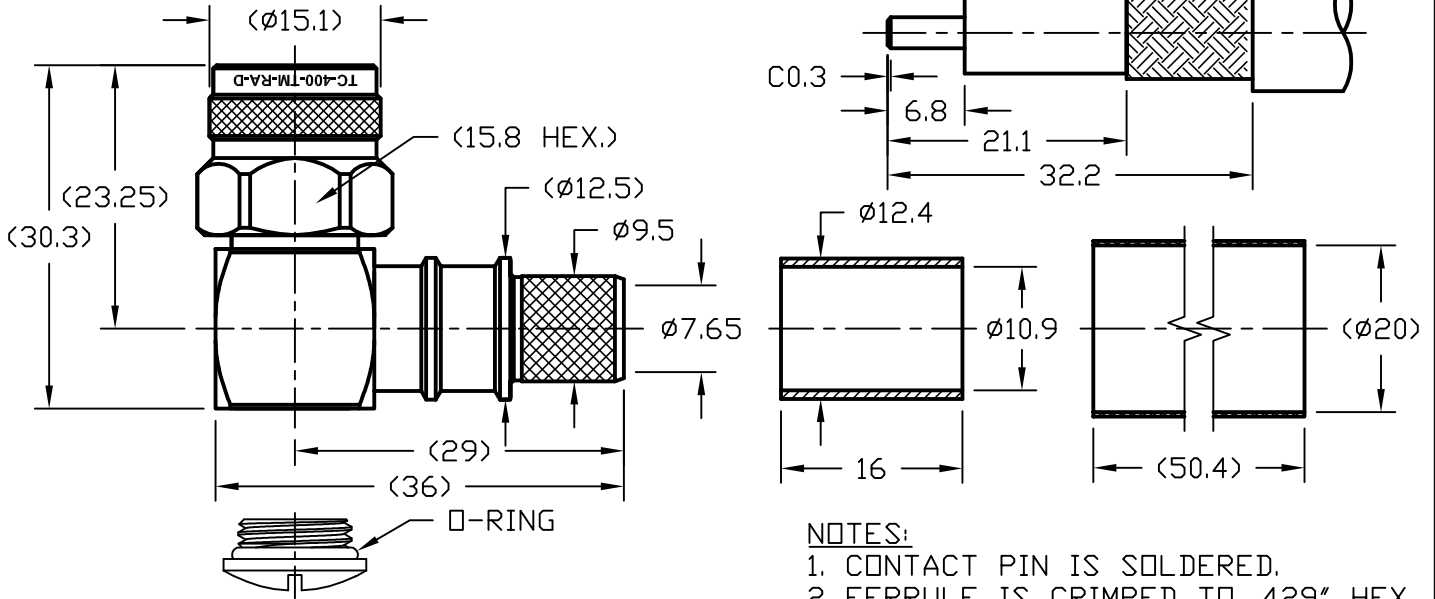
ENVIRONMENTAL CHARACTERISTICS	
Temperature range	-55°C- +125°C
Thermal Shock	MIL-STD-202, Method 107, Cond B
Vibration	MIL-STD-202, Method 204, Cond B
Shock	MIL-STD-202, Method 213, Cond I
Climatic Class	IEC 60068 55/155/56

MATERIAL: UNLESS OTHERWISE SPECIFIED	DFTM: K. A. M.	TIMES MICROWAVE SYSTEMS
	DATE: 6/3/11	
USED ON: 0-4	CHKD: J. D. B.	TC-400-TM-RA-D 90° TNC MALE FOR LMR400 CABLE
	DATE: 6/3/11	
SCALE: N/A	APPD: J. D. B.	1 of 1 SD3190-2671 B
	DATE: 6/3/11	
DWG. SIZE: A	DO NOT SCALE DRAWING	CODE IDENT: 68999

NOTICE OF PROPRIETARY RIGHTS THIS DOCUMENT CONTAINS CONFIDENTIAL TECHNICAL DATA, INCLUDING TRADE SECRETS, PROPRIETARY TO TIMES MICROWAVE SYSTEMS. DISCLOSURE OF THIS DATA IS EXPRESSLY CONDITIONED UPON YOUR ASSENT THAT ITS USE IS LIMITED TO USE WITHIN YOUR COMPANY ONLY. ANY OTHER USE IS STRICTLY PROHIBITED WITHOUT THE PRIOR WRITTEN CONSENT OF TIMES MICROWAVE SYSTEMS.

SYM	REVISION DESCRIPTION	DFTM	DATE	APPD	DATE
A	RELEASED FOR PRODUCTION	K.A.M.	6/3/11	J.D.B.	6/3/11
B	CHANGED PER CDC #34607/36250	D.J.H.	9/24/12	J.D.B.	9/25/12

RECOMMENDED CABLE STRIPPING DIM'S.



- NOTES:
 1. CONTACT PIN IS SOLDERED.
 2. FERRULE IS CRIMPED TO .429" HEX.

ALL PARTS SATISFIED ROHS REQUIREMENTS

MATERIALS AND PLATING		UNIT: MICRO-INCHES
BODY/SHELL	BRASS C3604	ALBALOY 80 MIN/COPPER
CONTACT PIN	BRASS C3604	GOLD 50 MIN/NICKEL/COPPER
INSULATOR	TEFLON MIL-P-19468	N/A
GASKET	SILICONE	RED
FERRULE	BRASS	ALBALOY 80 MIN/COPPER
SHRINK TUBING	PO	BLACK

ELECTRICAL CHARACTERISTICS	
Impedance	50 Ω
Frequency range	0~11GHz
Voltage rating	500V(rms)
Dielectric withstanding voltage	1000V
Contact resistance	Center contact ≤ 3 mΩ
	Outer contact ≤ 2 mΩ
Insulation resistance	≥ 5000MΩ
Insertion loss	According to the cable
RF-leakage	N/A
VSWR	≤ 1.35 MAX@0-6GHz

MECHANICAL CHARACTERISTICS	
Force to engage and disengage	N/A
Center contact retention force	6 lbs Min
Coupling torque	15 in-lbs Min
Coupling nut retention force	60 lbs Min
Durability	≥ 500 cycles

ENVIRONMENTAL CHARACTERISTICS	
Temperature range	-55°C - +125°C
Thermal Shock	MIL-STD-202, Method 107, Cond B
Vibration	MIL-STD-202, Method 204, Cond B
Shock	MIL-STD-202, Method 213, Cond I
Climatic Class	IEC 60068 55/155/56

MATERIAL: UNLESS OTHERWISE SPECIFIED	DFTM: K. A. M.	TIMES MICROWAVE SYSTEMS
	DATE: 6/3/11	
USED ON: 0-4	ALL DIMENSIONS ARE IN mm MACHINED SURFACES FINISH 1.6 RMS MAX. REMOVE ALL BURRS 0.15X45° MAX. BREAK MACHINE CORNERS 0.15X45°D MAX. FILLET R. TOLERANCES ON DECIMALS .X ± 0.3 .XX ± 0.2 ANGLES ± 1° FRACTIONS ± N/A	TC-400-TM-RA-D 90° TNC MALE FOR LMR400 CABLE
	DATE: 6/3/11	
SCALE: N/A	DWG. SIZE: A	DO NOT SCALE DRAWING
CODE IDENT: 68999	DATE: 6/3/11	REV: B
SHEET: 1 of 1		SD3190-2671



Flexible RG8 Type with Foam Dielectric Coax Cable Double Shielded with Black PVC Jacket

TECHNICAL DATA SHEET

PE-B400

Flexible RG8 Type with Foam Dielectric Coax Cable Double Shielded with Black PVC Jacket

Configuration

Inner Conductor Material and Plating	Copper
Dielectric Type	PE (F)
Shield Materials	Aluminum Tape, Tinned Copper Braid
Jacket Material and Color	PVC, Black

Electrical Specifications

Impedance, Ohms	50
Maximum Operating Frequency, GHz	4
Capacitance, pF/ft [pF/m]	26 [85.3]
Maximum Operating Voltage, Volts	600

Electrical Specifications by Frequency

Frequency 1

Frequency, MHz	10
Attenuation, dB/100ft [dB/100m]	0.5 [1.64]
Power Handling, KWatts	3

Frequency 2

Frequency, MHz	400
Attenuation, dB/100ft [dB/100m]	3.5 [11.48]
Power Handling, Watts	325

Frequency 3

Frequency, MHz	700
Attenuation, dB/100ft [dB/100m]	5 [16.4]
Power Handling, Watts	225

Frequency 4

Frequency, MHz	1000
Attenuation, dB/100ft [dB/100m]	6 [19.69]
Power Handling, Watts	190

Frequency 5

Frequency, GHz	4
Attenuation, dB/100ft [dB/100m]	13 [42.65]
Power Handling, Watts	65

Mechanical Specifications

Temperature

Operating Range, deg C	-40 to +80
------------------------	------------

Click the following link (or enter part number in "SEARCH" on website) to obtain additional part information including price, inventory and certifications: [Flexible RG8 Type with Foam Dielectric Coax Cable Double Shielded with Black PVC Jacket PE-B400](#)

The information contained in this document is accurate to the best of our knowledge and representative of the part described herein. It may be necessary to make modifications to the part and/or the documentation of the part, in order to implement improvements. Pasternack reserves the right to make such changes as required. Unless otherwise stated, all specifications are nominal.



Flexible RG8 Type with Foam Dielectric Coax Cable Double Shielded with Black PVC Jacket

TECHNICAL DATA SHEET

PE-B400

Inner Conductor

Number of Strands	1
Material	Copper
Diameter, in [mm]	0.103 [2.62]

Dielectric:

Type	PE (F)
Diameter, in [mm]	0.285 [7.24]

Shield:

Number of	2
Material 1	Aluminum Tape
Material 2	Tinned Copper Braid

Jacket:

Material	PVC
Diameter, in [mm]	0.403 [10.24]
Color	Black
Weight, lbs/ft [Kg/m]	0.112 [0.17]

Compliance Certifications (visit www.Pasternack.com for current document)

Plotted and Other Data

Notes: Values at 25 °C, sea level

Flexible RG8 Type with Foam Dielectric Coax Cable Double Shielded with Black PVC Jacket from Pasternack Enterprises has same day shipment for domestic and International orders. Our RF, microwave and fiber optic products maintain a 99% availability and are part of the broadest selection in the industry.

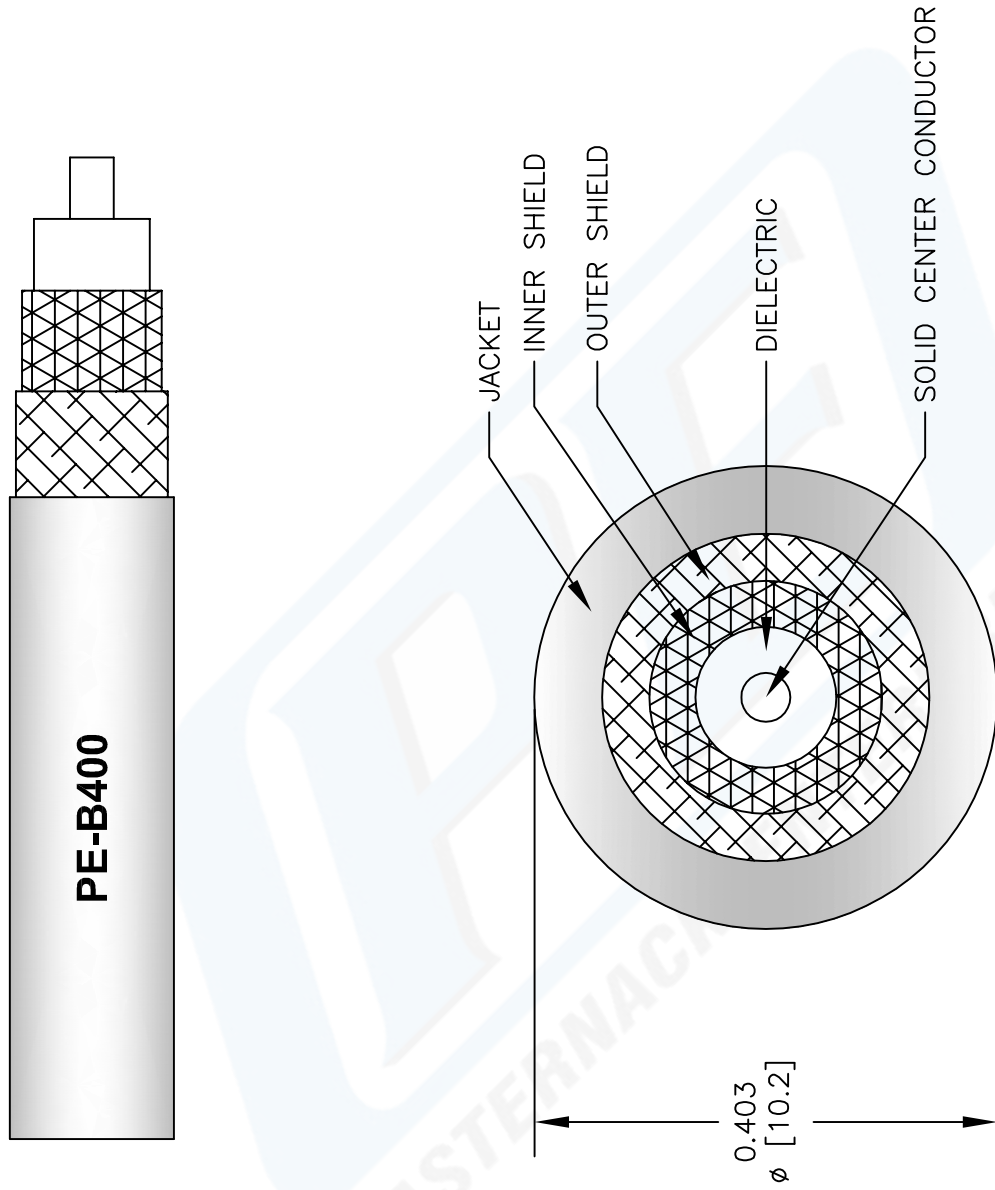
Click the following link (or enter part number in "SEARCH" on website) to obtain additional part information including price, inventory and certifications: [Flexible RG8 Type with Foam Dielectric Coax Cable Double Shielded with Black PVC Jacket PE-B400](http://www.pasternack.com/flexible-0.403-rg8-type-50-ohm-coax-cable-pvc-jacket-pe-b400-p.aspx)

URL: <http://www.pasternack.com/flexible-0.403-rg8-type-50-ohm-coax-cable-pvc-jacket-pe-b400-p.aspx>

The information contained in this document is accurate to the best of our knowledge and representative of the part described herein. It may be necessary to make modifications to the part and/or the documentation of the part, in order to implement improvements. Pasternack reserves the right to make such changes as required. Unless otherwise stated, all specifications are nominal.

PE-B400 CAD Drawing

Flexible RG8 Type with Foam Dielectric Coax Cable
Double Shielded with Black PVC Jacket



NOTES:
 1. UNLESS OTHERWISE SPECIFIED ALL DIMENSIONS ARE NOMINAL.
 2. ALL SPECIFICATIONS ARE SUBJECT TO CHANGE WITHOUT NOTICE AT ANY TIME.
 3. DIMENSIONS ARE IN INCHES [mm].

DWG TITLE

PE-B400

FSCM NO. 53919

CAD FILE 040113-A

SCALE N/A

SIZE A

127



PASTERNAK®
 Pasternack Enterprises, Inc.
 P.O. Box 16759 | Irvine | CA | 92623

Phone: (949) 261-1920 | Fax: (949) 261-7451

Website: www.pasternack.com | E-Mail: sales@pasternack.com