



TNC Male Connector Crimp/Solder Attachment for LMR-240, PE-C240

RF Connectors Technical Data Sheet



TC-240-TM-X

Times Microwave Systems Connector Specification

Configuration

- TNC Male Connector
- 50 Ohms
- Straight Body Geometry
- Connector Interface Types: LMR-240, PE-C240

Features

- Max. Operating Frequency 8 GHz
- Good VSWR of 1.3:1
- Gold Plated Brass Contact
- 50 μinch contact plating

Applications

- General Purpose Test
- Custom Cable Assemblies

Description

Pasternack's TC-240-TM-X TNC male connector with crimp/solder attachment for LMR-240 and PE-C240 is part of our full line of RF components available for same-day shipping. Our TNC male connector operates up to a maximum frequency of 8 GHz and offers good VSWR of 1.3:1.

Our TNC male connector TC-240-TM-X datasheet specifications and drawing with dimensions are shown below in this PDF. Pasternack's broad catalog of RF, microwave and millimeter wave connectors allows designers to configure and customize their signal connections however they like. Whether the need is to provide an I/O for a board design, or simply create a custom cable assembly configuration, Pasternack has the right connector for the job. Pasternack can also expertly build your custom cable assemblies for you and ship same-day.

Electrical Specifications

Description	Minimum	Typical	Maximum	Units
Frequency Range	DC		8	GHz
VSWR			1.3:1	
Insertion Loss			0.3	dB
Operating Voltage (AC)			500	Vrms
Dielectric Withstanding Voltage (AC)			1,500	Vrms
Insulation Resistance	5,000			MOhms

Mechanical Specifications

Size

Length	1.22 in [30.99 mm]
Width/Dia.	0.59 in [14.99 mm]
Weight	0.051 lbs [23.13 g]

Click the following link (or enter part number in "SEARCH" on website) to obtain additional part information including price, inventory and certifications: [TNC Male Connector Crimp/Solder Attachment for LMR-240, PE-C240 TC-240-TM-X](#)



TNC Male Connector Crimp/Solder Attachment for LMR-240, PE-C240

RF Connectors Technical Data Sheet



TC-240-TM-X

Mating Cycles 500 Cycles
Mating Torque 8 to 12 in-lbs [0.90 to 1.36 Nm]

Material Specifications

Description	Material	Plating
Contact	Brass	Gold 50 μinch
Insulation	Teflon	
Body	Brass	Tri-Metal 80 μinch
Coupling Nut	Brass	Tri-Metal 80 μinch

Environmental Specifications

Temperature

Operating Range -40 to +125 deg C
Shock MIL-STD 202G, Meth. 213, Cond. I
Vibration MIL-STD 202G, Meth. 204, Cond. B
Thermal Shock MIL-STD 202G, Meth. 107, Cond. B

Compliance Certifications (see [product page](#) for current document)

Plotted and Other Data

Notes:

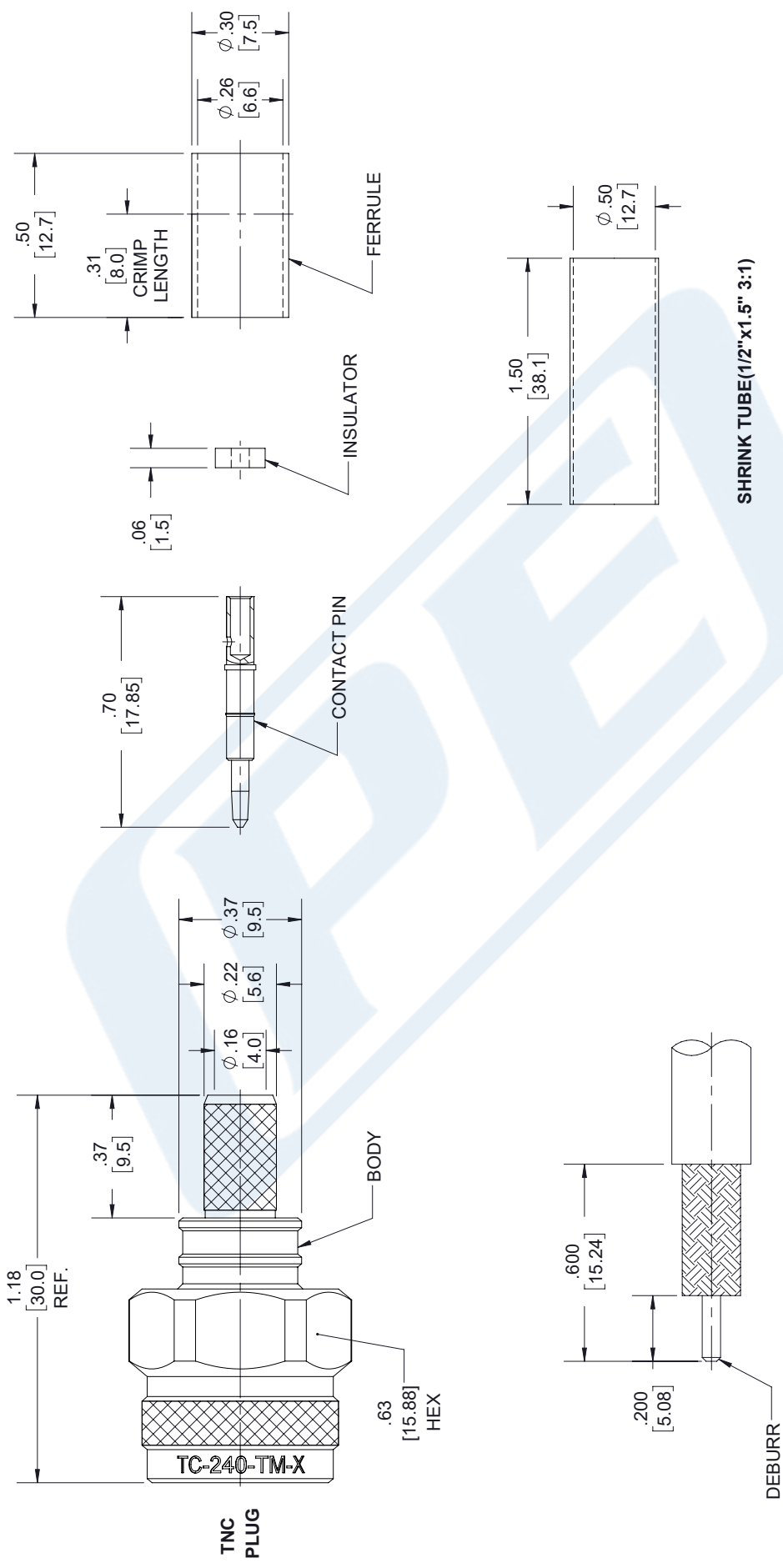
TNC Male Connector Crimp/Solder Attachment for LMR-240, PE-C240 from Pasternack Enterprises has same day shipment for domestic and International orders. Our RF, microwave and millimeter wave products maintain a 99.4% availability and are part of the broadest selection in the industry.

Click the following link (or enter part number in "SEARCH" on website) to obtain additional part information including price, inventory and certifications: [TNC Male Connector Crimp/Solder Attachment for LMR-240, PE-C240 TC-240-TM-X](#)

URL: <https://www.pasternack.com/tnc-male-lmr-240-pe-c240-connector-tc-240-tm-x-p.aspx>

The information contained in this document is accurate to the best of our knowledge and representative of the part described herein. It may be necessary to make modifications to the part and/or the documentation of the part, in order to implement improvements. Pasternack reserves the right to make such changes as required. Unless otherwise stated, all specifications are nominal. Pasternack does not make any representation or warranty regarding the suitability of the part described herein for any particular purpose, and Pasternack does not assume any liability arising out of the use of any part or documentation.

REVISIONS			
REV.	DESCRIPTION	DATE	APPROVED
A	PCR TC-240-TM-X 20200622	06/30/20	SRAUTUS



THIRD-ANGLE PROJECTION

THE INFORMATION AND DESIGN ARE PROPERTY OF PASTERNAK CORPORATION. ALL RIGHTS RESERVED.

SHEET 1 OF 1

SCALE N/A

REV A

PE PASTERNAK
an INFINITE brand

Pasternack Enterprises, Inc.
 P.O. Box 16759, Irvine, CA 92623.
 Phone: 1.949.261.1920 | 1.866.727.8376
 Fax: 1.949.261.7451
 Website: www.pasternack.com
 E-mail: sales@pasternack.com

ITEM NO. TC-240-TM-X

SIZE A

CAGE CODE 53919

DRAWN BY SLI

UNLESS OTHERWISE SPECIFIED LEADING DIMENSIONS ARE INCHES DIMENSIONS IN [] ARE MILLIMETERS

TOLERANCES:

.X = ±.2	[5.08]	FRACTIONS	± 1/32
.XX = ±.02	[.51]	ANGLES ± 1°	
.XXX = ±.005	[.13]		

CABLE LENGTH (L) TOLERANCES:

L ≤ 12 [305]	±.1 [25]	/-0
12 [305] < L ≤ 60 [1524]	±.2 [51]	/-0
60 [1524] < L ≤ 120 [3048]	±.4 [102]	/-0
120 [3048] < L ≤ 300 [7620]	±.6 [152]	/-0
300 [7620] < L	±.9 [22.8]	/-0

ALL DIMENSIONS SHOWN ARE FOR REFERENCE ONLY.



TNC Male Right Angle Connector Crimp/Solder Attachment For RG8X, PE-C240, 0.240 inch

TECHNICAL DATA SHEET

PE44635

TNC Male Right Angle Connector Crimp/Solder Attachment For RG8X, PE-C240, 0.240 inch

Configuration

Connector	TNC Male
Connector Interface Type	RG8X,PE-C240,0.240 inch
Cable Attachment Method (Shield/Contact)	Crimp/Solder
Body Style	Right Angle

Electrical Specifications

Impedance, Ohms	50
-----------------	----

Mechanical Specifications

Size

Length, in [mm]	1.103 [28.02]
Width/Dia., in [mm]	0.59 [15]
Height, in [mm]	1.06 [26.92]
Weight, lbs [g]	0.042 [19.05]

Connector

Type	TNC Male
Contact Material and Plating	Brass, Gold
Coupling Nut Material and Plating	Brass, Nickel
Body Material and Plating	Brass, Nickel
Dielectric Type	Teflon

Compliance Certifications (visit www.Pasternack.com for current document)

RoHS Compliant	Yes
----------------	-----

Plotted and Other Data

Notes: Values at 25 °C, sea level

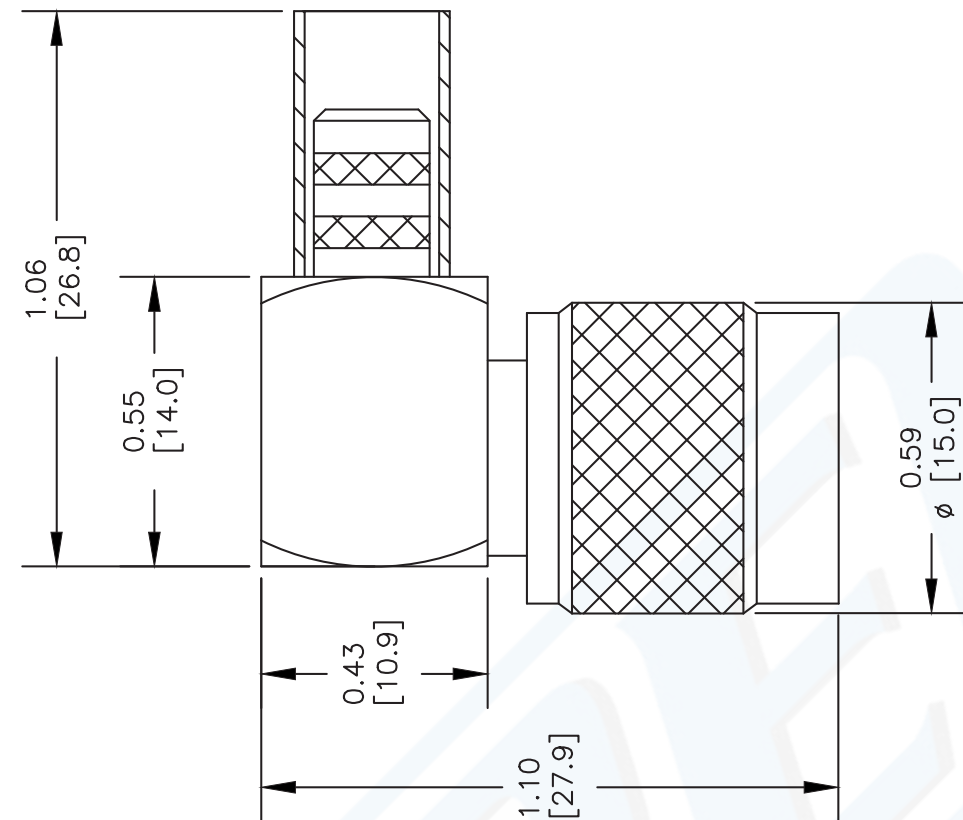
URL: <http://www.pasternack.com/tnc-male-standard-rg8x-pe-c240-0.240-connector-pe44635-p.aspx>

TNC Male Right Angle Connector Crimp/Solder Attachment For RG8X, PE-C240, 0.240 inch from Pasternack Enterprises has same day shipment for domestic and International orders. We maintain 99% availability of the industry's broadest selection of RF, microwave and fiber optic products.

The information contained in this document is accurate to the best of our knowledge and representative of the part described herein. It may be necessary to make modifications to the part and/or the documentation of the part, in order to implement improvements. Pasternack reserves the right to make such changes as required. Unless otherwise stated, all specifications are nominal.

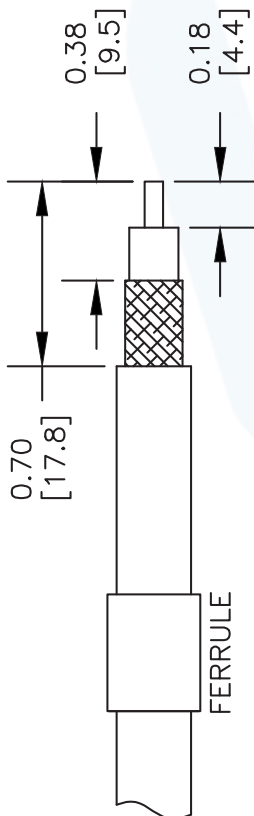
PE44635 CAD Drawing

TNC Male Right Angle Connector Crimp/Solder
Attachment For RG8X, PE-C240, 0.240 inch

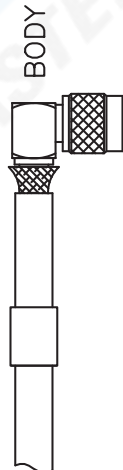


ASSEMBLY PROCEDURES

1. STRIP CABLE AS SHOWN. SLIDE FERRULE OVER CABLE.




2. FLAIR BRAID AND INSERT THE STRIPPED CABLE INTO BODY AND POSITION THE CENTER CONDUCTOR IN THE SLOT OF THE CENTER PIN.



3. SLIDE FERRULE OVER BRAID UP TO THE CONNECTOR BODY AND CRIMP AS CLOSE TO THE CONNECTOR BODY AS POSSIBLE USING A .255" HEX CRIMP TOOL.



4. SOLDER THE CENTER CONDUCTOR OF THE CABLE TO THE CENTER PIN. TIGHTEN DOWN THE CAP INTO THE REAR APERTURE OF THE BO



DWG TITLE

PE44635

NOTES:
1. UNLESS OTHERWISE SPECIFIED ALL DIMENSIONS ARE NOMINAL.
2. ALL SPECIFICATIONS ARE SUBJECT TO CHANGE WITHOUT NOTICE AT ANY TIME.
3. DIMENSIONS ARE IN INCHES [mm].
4. FITS MIL-C-17 AND EQUIVALENT CABLES.

REV. B

FSCM NO. 53919

CAD FILE 012012-B

SCALE N/A

SIZE A

2233

PASTERNACK

Pasternack Enterprises, Inc.
P.O. Box 16759 | Irvine | CA | 92623
Phone: (949) 261-1920 | Fax: (949) 261-7451
Website: www.pasternack.com | E-Mail: sales@pasternack.com



Low Loss Flexible RG8X Type Coax Cable Double Shielded with Black PE Jacket

TECHNICAL DATA SHEET

PE-C240

Low Loss Flexible RG8X Type Coax Cable Double Shielded with Black PE Jacket

Configuration

Cable Design	Low Loss
Inner Conductor Material and Plating	Copper
Dielectric Type	PE (F)
Shield Materials	Aluminum Tape, Tinned Copper Braid
Jacket Material and Color	PE, Black

Electrical Specifications

Impedance, Ohms	50
Velocity of Propagation, %	84
Maximum Operating Frequency, GHz	5.8
RF Shielding, dB	90
Capacitance, pF/ft [pF/m]	24.2 [79.4]

Electrical Specifications by Frequency

Frequency 1

Frequency, MHz	150
Attenuation, dB/100ft [dB/100m]	3.4 [11.15]
Power Handling, Watts	660

Frequency 2

Frequency, MHz	450
Attenuation, dB/100ft [dB/100m]	5.95 [19.52]
Power Handling, Watts	380

Frequency 3

Frequency, MHz	900
Attenuation, dB/100ft [dB/100m]	8.58 [28.15]
Power Handling, Watts	260

Frequency 4

Frequency, GHz	1.5
Attenuation, dB/100ft [dB/100m]	11.18 [36.68]
Power Handling, Watts	200

Frequency 5

Frequency, GHz	2
Attenuation, dB/100ft [dB/100m]	13 [42.65]
Power Handling, Watts	170

Click the following link (or enter part number in "SEARCH" on website) to obtain additional part information including price, inventory and certifications: [Low Loss Flexible RG8X Type Coax Cable Double Shielded with Black PE Jacket PE-C240](#)

The information contained in this document is accurate to the best of our knowledge and representative of the part described herein. It may be necessary to make modifications to the part and/or the documentation of the part, in order to implement improvements. Pasternack reserves the right to make such changes as required. Unless otherwise stated, all specifications are nominal.



Low Loss Flexible RG8X Type Coax Cable Double Shielded with Black PE Jacket

TECHNICAL DATA SHEET

PE-C240

Frequency 6

Frequency, GHz	2.5
Attenuation, dB/100ft [dB/100m]	14.55 [47.74]
Power Handling, Watts	150

Frequency 7

Frequency, GHz	5.8
Attenuation, dB/100ft [dB/100m]	23 [75.46]
Power Handling, Watts	100

Mechanical Specifications

Temperature

Operating Range, deg C	-40 to +85
Storage Range, deg C	-40 to +85

Inner Conductor

Number of Strands	1
Material	Copper
Diameter, in [mm]	0.057 [1.45]

Dielectric:

Type	PE (F)
Diameter, in [mm]	0.15 [3.81]

Shield:

Number of	2
Material 1	Aluminum Tape
Material 2	Tinned Copper Braid
Diameter, in [mm]	0.178 [4.52]

Jacket:

Material	PE
Diameter, in [mm]	0.24 [6.1]
Color	Black
One Time Minimum Bend Radius, in [mm]	0.752 [19.1]
Repeated Minimum Bend Radius, in [mm]	2.5 [63.5]
Weight, lbs/ft [Kg/m]	0.033 [0.05]

Compliance Certifications (visit www.Pasternack.com for current document)

RoHS Compliant	Yes
----------------	-----

Click the following link (or enter part number in "SEARCH" on website) to obtain additional part information including price, inventory and certifications: [Low Loss Flexible RG8X Type Coax Cable Double Shielded with Black PE Jacket PE-C240](#)

The information contained in this document is accurate to the best of our knowledge and representative of the part described herein. It may be necessary to make modifications to the part and/or the documentation of the part, in order to implement improvements. Pasternack reserves the right to make such changes as required. Unless otherwise stated, all specifications are nominal.



Low Loss Flexible RG8X Type Coax Cable
Double Shielded with Black PE Jacket

TECHNICAL DATA SHEET

PE-C240

Plotted and Other Data

Notes:

Values at 25 °C, sea level

Low Loss Flexible RG8X Type Coax Cable Double Shielded with Black PE Jacket from Pasternack Enterprises has same day shipment for domestic and International orders. Our RF, microwave and fiber optic products maintain a 99% availability and are part of the broadest selection in the industry.

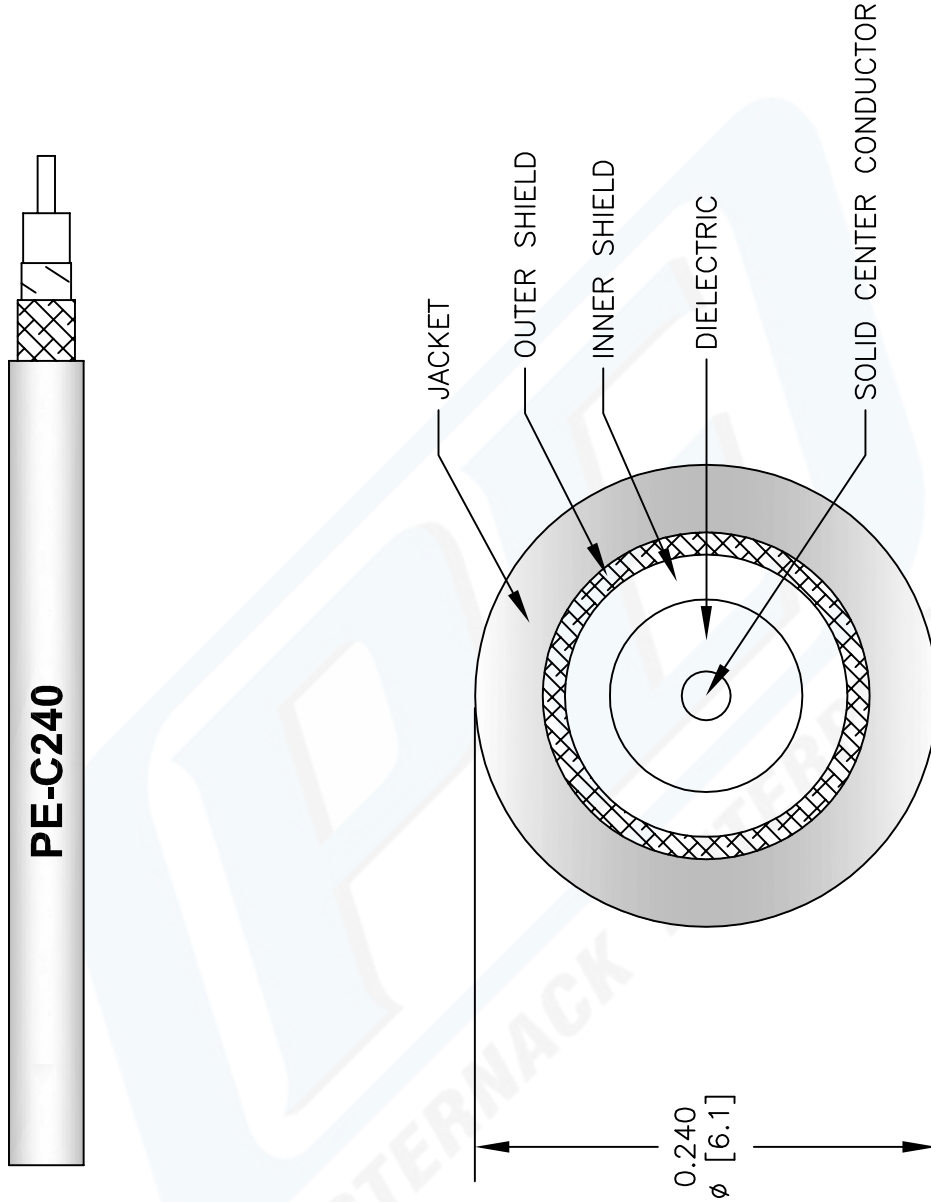
Click the following link (or enter part number in "SEARCH" on website) to obtain additional part information including price, inventory and certifications: [Low Loss Flexible RG8X Type Coax Cable Double Shielded with Black PE Jacket PE-C240](#)

URL: <http://www.pasternack.com/flexible-0.240-50-ohm-coax-cable-pe-jacket-pe-c240-p.aspx>

The information contained in this document is accurate to the best of our knowledge and representative of the part described herein. It may be necessary to make modifications to the part and/or the documentation of the part, in order to implement improvements. Pasternack reserves the right to make such changes as required. Unless otherwise stated, all specifications are nominal.

PE-C240 CAD Drawing

Low Loss Flexible RG8X Type Coax Cable Double Shielded with Black PE Jacket



NOTES:
 1. UNLESS OTHERWISE SPECIFIED ALL DIMENSIONS ARE NOMINAL.
 2. ALL SPECIFICATIONS ARE SUBJECT TO CHANGE WITHOUT NOTICE AT ANY TIME.
 3. DIMENSIONS ARE IN INCHES (mm).

DWG TITLE
PE-C240

REV. B	FSCM NO. 53919	CAD FILE	050709	SCALE	N/A	SIZE	A
--------	----------------	----------	--------	-------	-----	------	---

PASTERNAK®
 Pasternack Enterprises, Inc.
 P.O. Box 16759 | Irvine | CA | 92623
 Phone: (949) 261-1920 | Fax: (949) 261-7451
 Website: www.pasternack.com | E-Mail: sales@pasternack.com