



SMC Plug Right Angle Connector Clamp/Solder Attachment For PE-SR405AL, PE-SR405FL, RG405

TECHNICAL DATA SHEET

PE4359

**SMC Plug Right Angle Connector Clamp/Solder Attachment For PE-SR405AL, PE-SR405FL, RG405**

**Configuration**

Connector	SMC Plug
Connector Specification	MIL-C-39012
Connector Interface Type	PE-SR405AL,PE-SR405FL,RG405
Cable Attachment Method (Shield/Contact)	Clamp/Solder
Body Style	Right Angle

**Electrical Specifications**

Frequency Range, GHz	DC to 10
Impedance, Ohms	50
Maximum Operating Voltage, Volts	335

**Mechanical Specifications**

**Temperature**

Operating Range, deg C	-65 to +165
------------------------	-------------

**Size**

Length, in [mm]	0.556 [14.12]
Width/Dia., in [mm]	0.25 [6.35]
Height, in [mm]	0.45 [11.43]
Weight, lbs [g]	0.006 [2.72]

**Connector**

Type	SMC Plug
Contact Material and Plating	Gold
Contact Plating Specification	MIL-G-45204
Coupling Nut Material and Plating	Brass, Gold
Coupling Nut Plating Specification	MIL-G-45204
Hex Size, in.	1/4
Torque, in-lbs [Nm]	3 [0.34]
Body Material and Plating	Brass, Gold
Body Plating Specification	MIL-G-45204
Dielectric Type	Teflon

**Compliance Certifications** (visit [www.Pasternack.com](http://www.Pasternack.com) for current document)

RoHS Compliant	Yes
----------------	-----

Click the following link (or enter part number in "SEARCH" on website) to obtain additional part information including price, inventory and certifications: [SMC Plug Right Angle Connector Clamp/Solder Attachment For PE-SR405AL, PE-SR405FL, RG405 PE4359](#)

The information contained in this document is accurate to the best of our knowledge and representative of the part described herein. It may be necessary to make modifications to the part and/or the documentation of the part, in order to implement improvements. Pasternack reserves the right to make such changes as required. Unless otherwise stated, all specifications are nominal.



SMC Plug Right Angle Connector Clamp/Solder  
Attachment For PE-SR405AL, PE-SR405FL, RG405

TECHNICAL DATA SHEET

PE4359

**Plotted and Other Data**

Notes:

Values at 25 °C, sea level

SMC Plug Right Angle Connector Clamp/Solder Attachment For PE-SR405AL, PE-SR405FL, RG405 from Pasternack Enterprises has same day shipment for domestic and International orders. Our RF, microwave and fiber optic products maintain a 99% availability and are part of the broadest selection in the industry.

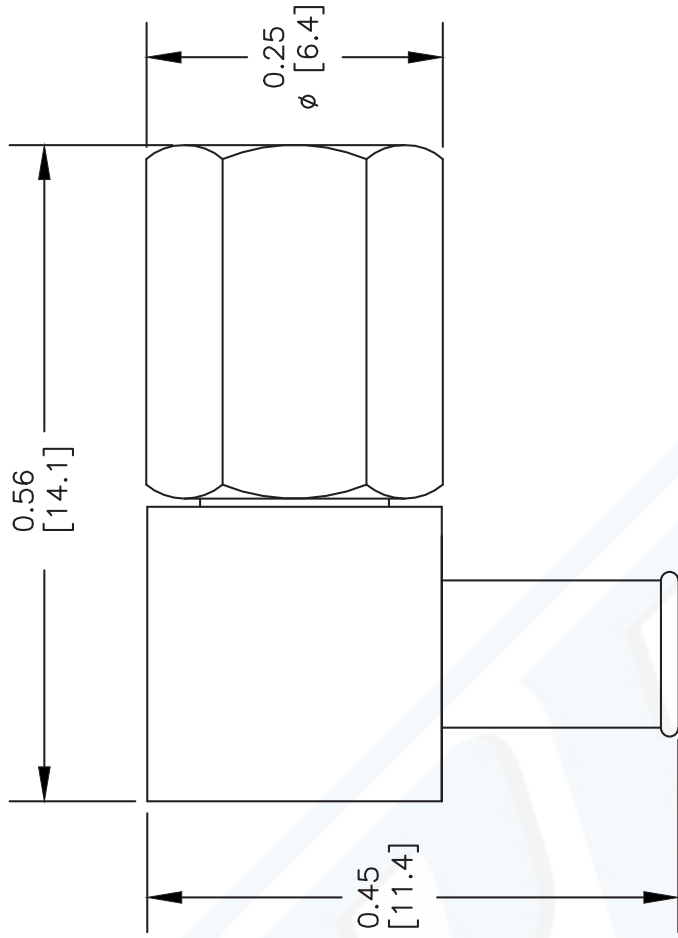
Click the following link (or enter part number in "SEARCH" on website) to obtain additional part information including price, inventory and certifications: [SMC Plug Right Angle Connector Clamp/Solder Attachment For PE-SR405AL, PE-SR405FL, RG405 PE4359](http://www.pasternack.com/smc-plug-standard-pe-sr405al-pe-sr405fl-rg405-connector-pe4359-p.aspx)

URL: <http://www.pasternack.com/smc-plug-standard-pe-sr405al-pe-sr405fl-rg405-connector-pe4359-p.aspx>

The information contained in this document is accurate to the best of our knowledge and representative of the part described herein. It may be necessary to make modifications to the part and/or the documentation of the part, in order to implement improvements. Pasternack reserves the right to make such changes as required. Unless otherwise stated, all specifications are nominal.

# PE4359 CAD Drawing

SMC Plug Right Angle Connector Clamp/Solder Attachment  
For PE-SR405AL, PE-SR405FL, RG405



## STRIPPING DIMENSIONS ASSEMBLY PROCEDURES

1. STRIP CABLE AS SHOWN. DO NOT NICK DIELECTRIC AND CENTER CONDUCTOR.
2. INSERT CABLE INTO BODY UNTIL OUTER CONDUCTOR BOTTOMS ON WITH BODY SHOULDER. SOLDER CENTER CONDUCTOR IN PLACE.
3. SOLDER OUTER CONDUCTOR TO BODY. PRESS DOWN CAP.

DWG TITLE

**PE4359**

NOTES:

1. UNLESS OTHERWISE SPECIFIED ALL DIMENSIONS ARE NOMINAL.
2. ALL SPECIFICATIONS ARE SUBJECT TO CHANGE WITHOUT NOTICE AT ANY TIME.
3. DIMENSIONS ARE IN INCHES [mm].
4. FITS MIL-C-17 AND EQUIVALENT CABLES.

REV. -

FSCM NO. 53919

CAD FILE 050902

SCALE N/A

SIZE A

2233



**PASTERNAK®**  
Pasternack Enterprises, Inc.  
P.O. Box 16759 | Irvine | CA | 92623  
Phone: (949) 261-1920 | Fax: (949) 261-7451  
Website: [www.pasternack.com](http://www.pasternack.com) | E-Mail: [sales@pasternack.com](mailto:sales@pasternack.com)



SMC Plug Right Angle Connector Clamp/Solder  
Attachment For PE-SR405AL, PE-SR405FL, RG405

TECHNICAL DATA SHEET

PE4359

**SMC Plug Right Angle Connector Clamp/Solder Attachment For PE-SR405AL, PE-SR405FL, RG405**

**Configuration**

Connector	SMC Plug
Connector Specification	MIL-C-39012
Connector Interface Type	PE-SR405AL,PE-SR405FL,RG405
Cable Attachment Method (Shield/Contact)	Clamp/Solder
Body Style	Right Angle

**Electrical Specifications**

Frequency Range, GHz	DC to 10
Impedance, Ohms	50
Maximum Operating Voltage, Volts	335

**Mechanical Specifications**

**Temperature**

Operating Range, deg C	-65 to +165
------------------------	-------------

**Size**

Length, in [mm]	0.556 [14.12]
Width/Dia., in [mm]	0.25 [6.35]
Height, in [mm]	0.45 [11.43]
Weight, lbs [g]	0.006 [2.72]

**Connector**

Type	SMC Plug
Contact Material and Plating	Gold
Contact Plating Specification	MIL-G-45204
Coupling Nut Material and Plating	Brass, Gold
Coupling Nut Plating Specification	MIL-G-45204
Hex Size, in.	1/4
Torque, in-lbs [Nm]	3 [0.34]
Body Material and Plating	Brass, Gold
Body Plating Specification	MIL-G-45204
Dielectric Type	Teflon

**Compliance Certifications** (visit [www.Pasternack.com](http://www.Pasternack.com) for current document)

RoHS Compliant	Yes
----------------	-----

Click the following link (or enter part number in "SEARCH" on website) to obtain additional part information including price, inventory and certifications: [SMC Plug Right Angle Connector Clamp/Solder Attachment For PE-SR405AL, PE-SR405FL, RG405 PE4359](#)

The information contained in this document is accurate to the best of our knowledge and representative of the part described herein. It may be necessary to make modifications to the part and/or the documentation of the part, in order to implement improvements. Pasternack reserves the right to make such changes as required. Unless otherwise stated, all specifications are nominal.



SMC Plug Right Angle Connector Clamp/Solder  
Attachment For PE-SR405AL, PE-SR405FL, RG405

TECHNICAL DATA SHEET

PE4359

**Plotted and Other Data**

Notes:

Values at 25 °C, sea level

SMC Plug Right Angle Connector Clamp/Solder Attachment For PE-SR405AL, PE-SR405FL, RG405 from Pasternack Enterprises has same day shipment for domestic and International orders. Our RF, microwave and fiber optic products maintain a 99% availability and are part of the broadest selection in the industry.

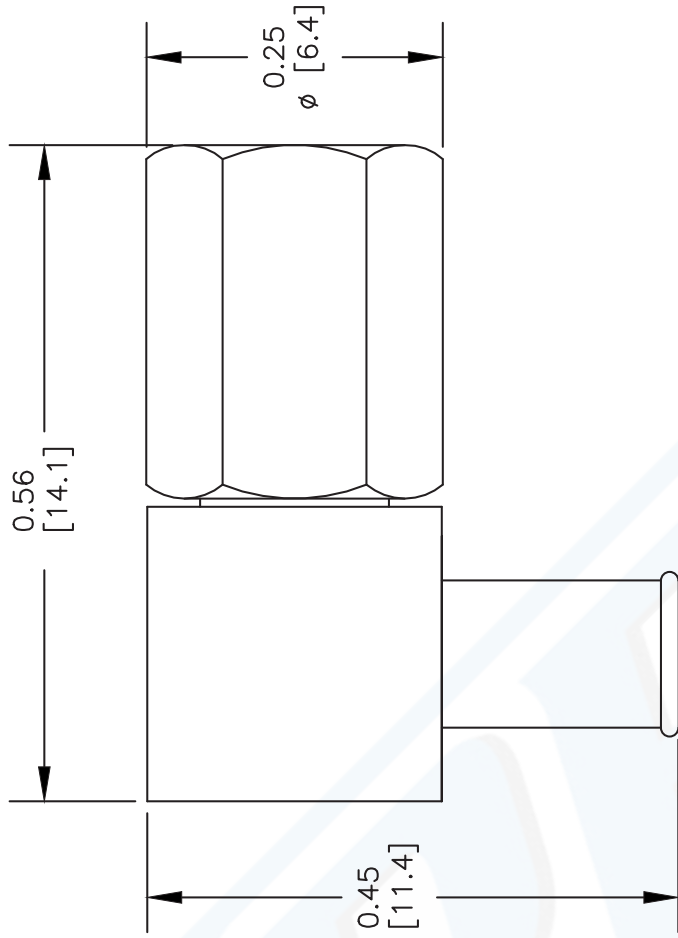
Click the following link (or enter part number in "SEARCH" on website) to obtain additional part information including price, inventory and certifications: [SMC Plug Right Angle Connector Clamp/Solder Attachment For PE-SR405AL, PE-SR405FL, RG405 PE4359](http://www.pasternack.com/smc-plug-standard-pe-sr405al-pe-sr405fl-rg405-connector-pe4359-p.aspx)

URL: <http://www.pasternack.com/smc-plug-standard-pe-sr405al-pe-sr405fl-rg405-connector-pe4359-p.aspx>

The information contained in this document is accurate to the best of our knowledge and representative of the part described herein. It may be necessary to make modifications to the part and/or the documentation of the part, in order to implement improvements. Pasternack reserves the right to make such changes as required. Unless otherwise stated, all specifications are nominal.

# PE4359 CAD Drawing

SMC Plug Right Angle Connector Clamp/Solder Attachment  
For PE-SR405AL, PE-SR405FL, RG405



## STRIPPING DIMENSIONS ASSEMBLY PROCEDURES

1. STRIP CABLE AS SHOWN. DO NOT NICK DIELECTRIC AND CENTER CONDUCTOR.
2. INSERT CABLE INTO BODY UNTIL OUTER CONDUCTOR BOTTOMS ON WITH BODY SHOULDER. SOLDER CENTER CONDUCTOR IN PLACE.
3. SOLDER OUTER CONDUCTOR TO BODY. PRESS DOWN CAP.

DWG TITLE

**PE4359**

NOTES:

1. UNLESS OTHERWISE SPECIFIED ALL DIMENSIONS ARE NOMINAL.
2. ALL SPECIFICATIONS ARE SUBJECT TO CHANGE WITHOUT NOTICE AT ANY TIME.
3. DIMENSIONS ARE IN INCHES [mm].
4. FITS MIL-C-17 AND EQUIVALENT CABLES.

REV. -

FSCM NO. 53919

CAD FILE 050902

SCALE N/A

SIZE A

2233



**PASTERNAK®**  
Pasternack Enterprises, Inc.  
P.O. Box 16759 | Irvine | CA | 92623  
Phone: (949) 261-1920 | Fax: (949) 261-7451  
Website: [www.pasternack.com](http://www.pasternack.com) | E-Mail: [sales@pasternack.com](mailto:sales@pasternack.com)

## RG405 Tinned Coax Cable with Tinned Copper Outer Conductor

### RF Cables Technical Data Sheet

PE-SR405TN

#### Configuration

- Semi-Rigid Cable
- MIL-C-17
- 1 Shield(s)

#### Electrical Specifications

Description	Minimum	Typical	Maximum	Units
Frequency Range	DC		40	GHz
Impedance		50		Ohms

#### Performance by Frequency Band

Description	F1	F2	F3	F4	F5	Units
Frequency	1	10	20			GHz
Attenuation, Typ	22	80	120			dB/100ft
	72.18	262.47	393.7			dB/100m
Input Power (CW), Max	130	35	20			Watts

#### Mechanical Specifications

Min. Bend Radius (Installation) 0.05 in [1.27 mm]

#### Construction Specifications

Description	Material and Plating	Diameter
Inner Conductor	Copper Clad Steel, Silver, 1 Strand	0.02 in 0.51 mm
Conductor Type	Solid	
Dielectric	PTFE	0.066 in [1.68 mm]
First Shield	Tinned Copper	0.087 in 2.21 mm

Click the following link (or enter part number in "SEARCH" on website) to obtain additional part information including price, inventory and certifications: [RG405 Tinned Coax Cable with Tinned Copper Outer Conductor PE-SR405TN](#)

## RG405 Tinned Coax Cable with Tinned Copper Outer Conductor

### RF Cables Technical Data Sheet

PE-SR405TN

#### Environmental Specifications

##### Temperature

Operating Range

-55 to +125 deg C

**Compliance Certifications** (see [product page](#) for current document)

#### Plotted and Other Data

Notes:

RG405 Tinned Coax Cable with Tinned Copper Outer Conductor from Pasternack Enterprises has same day shipment for domestic and International orders. Our RF, microwave and millimeter wave products maintain a 99.4% availability and are part of the broadest selection in the industry.

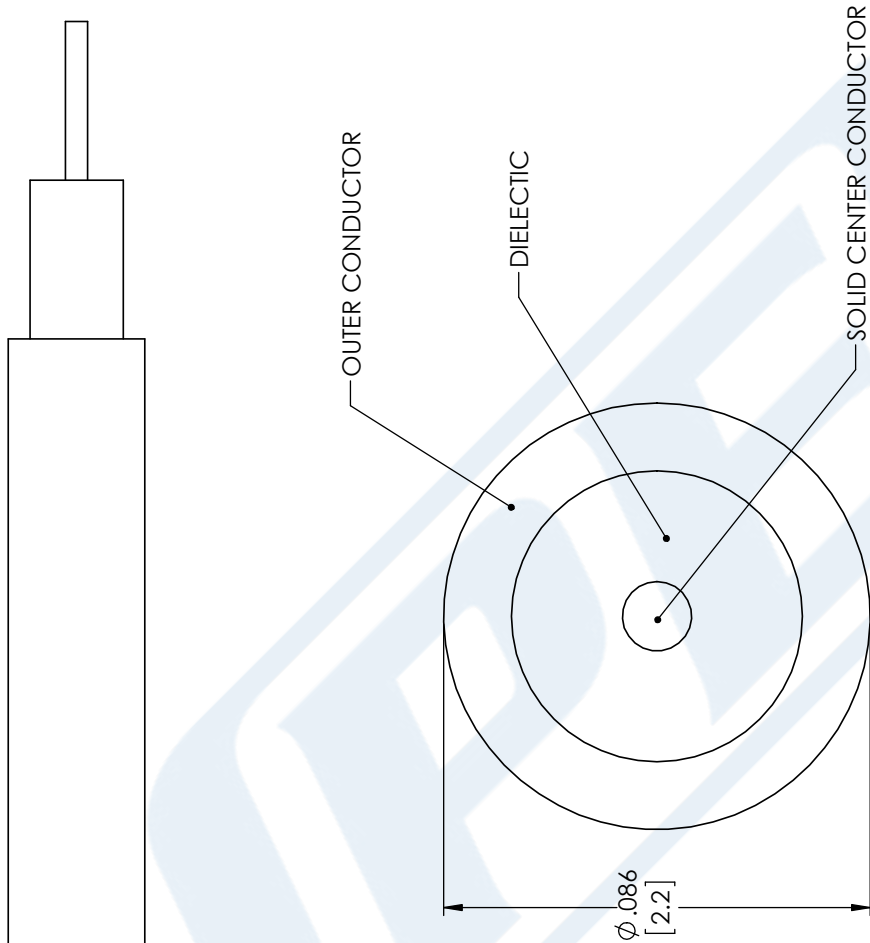
Click the following link (or enter part number in "SEARCH" on website) to obtain additional part information including price, inventory and certifications: [RG405 Tinned Coax Cable with Tinned Copper Outer Conductor PE-SR405TN](#)

URL: <https://www.pasternack.com/50-ohm-semi-rigid-rg405-tinned-tinned-copper-pe-sr405tn-p.aspx>

The information contained in this document is accurate to the best of our knowledge and representative of the part described herein. It may be necessary to make modifications to the part and/or the documentation of the part, in order to implement improvements. Pasternack reserves the right to make such changes as required. Unless otherwise stated, all specifications are nominal. Pasternack does not make any representation or warranty regarding the suitability of the part described herein for any particular purpose, and Pasternack does not assume any liability arising out of the use of any part or documentation.

# PE-SR405TN CAD Drawing

RG405 Tinned Coax Cable with Tinned Copper Outer Conductor



**STANDARD TOLERANCES**

.X ±0.2  
 .XX ±0.01  
 .XXX ±0.005

\*STANDARD TOLERANCES APPLY ONLY TO DIMENSIONS IN INCHES



Pasternack Enterprises, Inc.  
 P.O. Box 16759 | Irvine | CA | 92623  
**Phone:** (949) 261-1920 | **Fax:** (949) 261-7451  
**Website:** www.pasternack.com | **E-Mail:** sales@pasternack.com

DWG TITLE

PE-SR405TN

NOTES:  
 1. UNLESS OTHERWISE SPECIFIED ALL DIMENSIONS ARE NOMINAL.  
 2. ALL SPECIFICATIONS ARE SUBJECT TO CHANGE WITHOUT NOTICE AT ANY TIME.  
 3. DIMENSIONS ARE IN INCHES [mm].

CAGE CODE 53919

CAD FILE 11/28/17

SCALE N/A

SIZE A

CN2245