



TNC Male Connector Crimp/Solder Attachment for LMR-400, PE-C400

RF Connectors Technical Data Sheet



TC-400-TM-X

Times Microwave Systems Connector Specification

Configuration

- TNC Male Connector
- 50 Ohms
- Straight Body Geometry
- Connector Interface Types: LMR-400, PE-C400

Features

- Max. Operating Frequency 6 GHz
- Good VSWR of 1.3:1
- Gold Plated Brass Contact
- 50 μ inch contact plating

Applications

- General Purpose Test
- Custom Cable Assemblies

Description

Pasternack's TC-400-TM-X TNC male connector with crimp/solder attachment for LMR-400 and PE-C400 is part of our full line of RF components available for same-day shipping. Our TNC male connector operates up to a maximum frequency of 6 GHz and offers good VSWR of 1.3:1.

Our TNC male connector TC-400-TM-X datasheet specifications and drawing with dimensions are shown below in this PDF. Pasternack's broad catalog of RF, microwave and millimeter wave connectors allows designers to configure and customize their signal connections however they like. Whether the need is to provide an I/O for a board design, or simply create a custom cable assembly configuration, Pasternack has the right connector for the job. Pasternack can also expertly build your custom cable assemblies for you and ship same-day.

Electrical Specifications

Description	Minimum	Typical	Maximum	Units
Frequency Range	DC		6	GHz
VSWR			1.3:1	
Insertion Loss			0.25	dB
Dielectric Withstanding Voltage (AC)			1,000	Vrms
Insulation Resistance	5,000			MOhms

Mechanical Specifications

Size

Length	1.897 in [48.18 mm]
Width/Dia.	0.622 in [15.80 mm]
Weight	0.091 lbs [41.28 g]
Mating Cycles	500 Cycles

Click the following link (or enter part number in "SEARCH" on website) to obtain additional part information including price, inventory and certifications: [TNC Male Connector Crimp/Solder Attachment for LMR-400, PE-C400 TC-400-TM-X](#)



TNC Male Connector Crimp/Solder Attachment for LMR-400, PE-C400

RF Connectors
Technical Data Sheet



TC-400-TM-X

Material Specifications

Description	Material	Plating
Contact	Brass	Gold 50 µinch
Body	Brass	Tri-Metal 80 µinch
Coupling Nut	Brass	Tri-Metal 80 µinch

Environmental Specifications

Temperature

Operating Range

-40 to +125 deg C

Shock

MIL-STD 202G, Meth. 213, Cond. G

Vibration

MIL-STD 202G, Meth. 204, Cond. B

Thermal Shock

MIL-STD 202G, Meth. 107, Cond. B

Compliance Certifications (see [product page](#) for current document)

Plotted and Other Data

Notes:

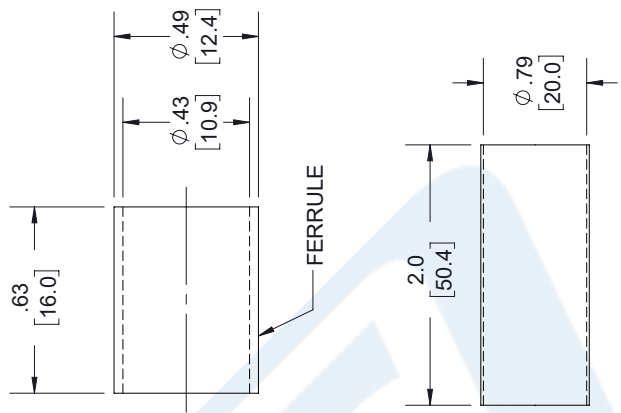
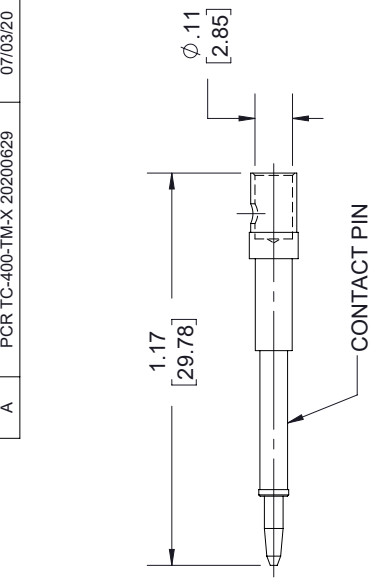
TNC Male Connector Crimp/Solder Attachment for LMR-400, PE-C400 from Pasternack Enterprises has same day shipment for domestic and International orders. Our RF, microwave and millimeter wave products maintain a 99.4% availability and are part of the broadest selection in the industry.

Click the following link (or enter part number in "SEARCH" on website) to obtain additional part information including price, inventory and certifications: [TNC Male Connector Crimp/Solder Attachment for LMR-400, PE-C400 TC-400-TM-X](#)

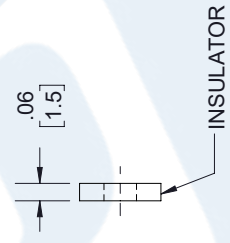
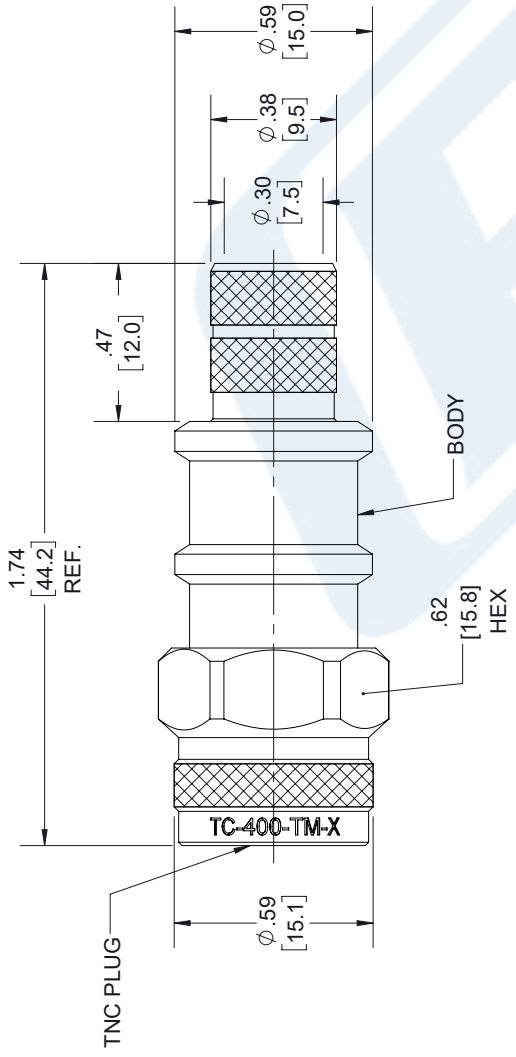
URL: <https://www.pasternack.com/tnc-male-lmr-400-pe-c400-connector-tc-400-tm-x-p.aspx>

The information contained in this document is accurate to the best of our knowledge and representative of the part described herein. It may be necessary to make modifications to the part and/or the documentation of the part, in order to implement improvements. Pasternack reserves the right to make such changes as required. Unless otherwise stated, all specifications are nominal. Pasternack does not make any representation or warranty regarding the suitability of the part described herein for any particular purpose, and Pasternack does not assume any liability arising out of the use of any part or documentation.

REVISIONS			
REV.	DESCRIPTION	DATE	APPROVED
A	PCR TC-400-TM-X 20200629	07/03/20	SRAUTUS



SHRINK TUBE(0.8"x2" 3:1)



UNLESS OTHERWISE SPECIFIED LEADING DIMENSIONS ARE INCHES DIMENSIONS IN [] ARE MILLIMETERS

TOLERANCES:
 .X = ±.2 [5.08] FRACTIONS ± 1/32
 .XX = ±.02 [.51] ANGLES ± 1°
 .XXX = ±.005 [.13] CABLE LENGTH (L) TOLERANCES:
 L ≤ 12 [305] = +1 [25] / -0
 12 [305] < L ≤ 60 [1524] = +2 [51] / -0
 60 [1524] < L ≤ 120 [3048] = +4 [102] / -0
 120 [3048] < L ≤ 300 [7620] = +6 [152] / -0
 300 [7620] < L = +5% / -0

ALL DIMENSIONS SHOWN ARE FOR REFERENCE ONLY.

THIRD-ANGLE PROJECTION

THE INFORMATION AND DESIGN ARE PROPERTY OF PASTERNAK CORPORATION ALL RIGHTS RESERVED.

SHEET 1 OF 1
SCALE N/A

PE PASTERNAK an INFINITE brand
 Pasternack Enterprises, Inc.
 P.O. Box 16759, Irvine, CA 92623.
 Phone: 1.949.261.1920 | 1.866.727.8376
 Fax: 1.949.261.7451
 Website: www.pasternack.com
 E-mail: sales@pasternack.com

ITEM NO. TC-400-TM-X
 DRAWN BY SLI
 CAGE CODE A 53919
 REV A

THESE COMMODITIES, TECHNOLOGY OR SOFTWARE WERE EXPORTED FROM THE UNITED STATES IN ACCORDANCE WITH THE EXPORT ADMINISTRATION REGULATIONS. DIVERSION CONTRARY TO U.S. LAW PROHIBITED.



TNC Male Connector Crimp/Solder Attachment for LMR-400, PE-C400

RF Connectors Technical Data Sheet



TC-400-TM-X

Times Microwave Systems Connector Specification

Configuration

- TNC Male Connector
- 50 Ohms
- Straight Body Geometry
- Connector Interface Types: LMR-400, PE-C400

Features

- Max. Operating Frequency 6 GHz
- Good VSWR of 1.3:1
- Gold Plated Brass Contact
- 50 μ inch contact plating

Applications

- General Purpose Test
- Custom Cable Assemblies

Description

Pasternack's TC-400-TM-X TNC male connector with crimp/solder attachment for LMR-400 and PE-C400 is part of our full line of RF components available for same-day shipping. Our TNC male connector operates up to a maximum frequency of 6 GHz and offers good VSWR of 1.3:1.

Our TNC male connector TC-400-TM-X datasheet specifications and drawing with dimensions are shown below in this PDF. Pasternack's broad catalog of RF, microwave and millimeter wave connectors allows designers to configure and customize their signal connections however they like. Whether the need is to provide an I/O for a board design, or simply create a custom cable assembly configuration, Pasternack has the right connector for the job. Pasternack can also expertly build your custom cable assemblies for you and ship same-day.

Electrical Specifications

Description	Minimum	Typical	Maximum	Units
Frequency Range	DC		6	GHz
VSWR			1.3:1	
Insertion Loss			0.25	dB
Dielectric Withstanding Voltage (AC)			1,000	Vrms
Insulation Resistance	5,000			MOhms

Mechanical Specifications

Size

Length	1.897 in [48.18 mm]
Width/Dia.	0.622 in [15.80 mm]
Weight	0.091 lbs [41.28 g]
Mating Cycles	500 Cycles

Click the following link (or enter part number in "SEARCH" on website) to obtain additional part information including price, inventory and certifications: [TNC Male Connector Crimp/Solder Attachment for LMR-400, PE-C400 TC-400-TM-X](#)



TNC Male Connector Crimp/Solder Attachment for LMR-400, PE-C400

RF Connectors
Technical Data Sheet



TC-400-TM-X

Material Specifications

Description	Material	Plating
Contact	Brass	Gold 50 µinch
Body	Brass	Tri-Metal 80 µinch
Coupling Nut	Brass	Tri-Metal 80 µinch

Environmental Specifications

Temperature

Operating Range	-40 to +125 deg C
Shock	MIL-STD 202G, Meth. 213, Cond. G
Vibration	MIL-STD 202G, Meth. 204, Cond. B
Thermal Shock	MIL-STD 202G, Meth. 107, Cond. B

Compliance Certifications (see [product page](#) for current document)

Plotted and Other Data

Notes:

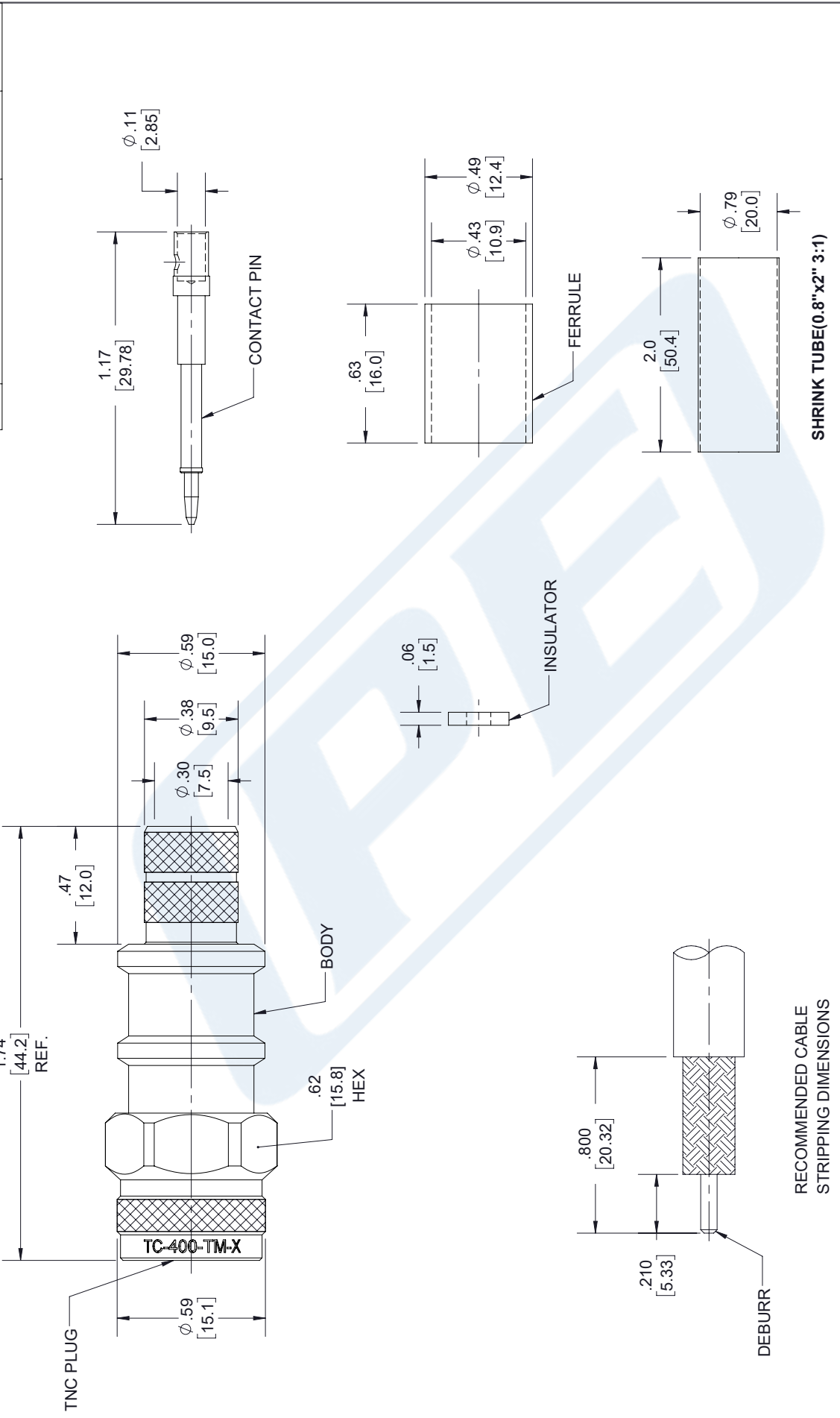
TNC Male Connector Crimp/Solder Attachment for LMR-400, PE-C400 from Pasternack Enterprises has same day shipment for domestic and International orders. Our RF, microwave and millimeter wave products maintain a 99.4% availability and are part of the broadest selection in the industry.

Click the following link (or enter part number in "SEARCH" on website) to obtain additional part information including price, inventory and certifications: [TNC Male Connector Crimp/Solder Attachment for LMR-400, PE-C400 TC-400-TM-X](#)

URL: <https://www.pasternack.com/tnc-male-lmr-400-pe-c400-connector-tc-400-tm-x-p.aspx>

The information contained in this document is accurate to the best of our knowledge and representative of the part described herein. It may be necessary to make modifications to the part and/or the documentation of the part, in order to implement improvements. Pasternack reserves the right to make such changes as required. Unless otherwise stated, all specifications are nominal. Pasternack does not make any representation or warranty regarding the suitability of the part described herein for any particular purpose, and Pasternack does not assume any liability arising out of the use of any part or documentation.

REVISIONS			
REV.	DESCRIPTION	DATE	APPROVED
A	PCR TC-400-TM-X 20200629	07/03/20	SRAUTUS



UNLESS OTHERWISE SPECIFIED LEADING DIMENSIONS ARE INCHES DIMENSIONS IN [] ARE MILLIMETERS
 TOLERANCES:
 .X = ±.2 [5.08] FRACTIONS ± 1/32
 .XX = ±.02 [.51] ANGLES ± 1°
 .XXX = ±.005 [.13]
 CABLE LENGTH (L) TOLERANCES:
 L ≤ 12 [305] = +1 [25] / -0
 12 [305] < L ≤ 60 [1524] = +2 [51] / -0
 60 [1524] < L ≤ 120 [3048] = +4 [102] / -0
 120 [3048] < L ≤ 300 [7620] = +6 [152] / -0
 300 [7620] < L = +5% / -0
 ALL DIMENSIONS SHOWN ARE FOR REFERENCE ONLY.

THIRD-ANGLE PROJECTION
 THE INFORMATION AND DESIGN ARE PROPERTY OF PASTERNAK CORPORATION ALL RIGHTS RESERVED.
 SHEET 1 OF 1
 SCALE N/A

PE PASTERNAK
 an INFINITE brand
 Pasternack Enterprises, Inc.
 P.O. Box 16759, Irvine, CA 92623.
 Phone: 1.949.261.1920 | 1.866.727.8376
 Fax: 1.949.261.7451
 Website: www.pasternack.com
 E-mail: sales@pasternack.com

SIZE	CAGE CODE	DRAWN BY	ITEM NO.
A	53919	SLI	TC-400-TM-X
REV	REV		A



Flexible RG8 Type with Foam Dielectric Coax Cable Double Shielded with Black PVC Jacket

TECHNICAL DATA SHEET

PE-B400

Flexible RG8 Type with Foam Dielectric Coax Cable Double Shielded with Black PVC Jacket

Configuration

Inner Conductor Material and Plating	Copper
Dielectric Type	PE (F)
Shield Materials	Aluminum Tape, Tinned Copper Braid
Jacket Material and Color	PVC, Black

Electrical Specifications

Impedance, Ohms	50
Maximum Operating Frequency, GHz	4
Capacitance, pF/ft [pF/m]	26 [85.3]
Maximum Operating Voltage, Volts	600

Electrical Specifications by Frequency

Frequency 1

Frequency, MHz	10
Attenuation, dB/100ft [dB/100m]	0.5 [1.64]
Power Handling, KWatts	3

Frequency 2

Frequency, MHz	400
Attenuation, dB/100ft [dB/100m]	3.5 [11.48]
Power Handling, Watts	325

Frequency 3

Frequency, MHz	700
Attenuation, dB/100ft [dB/100m]	5 [16.4]
Power Handling, Watts	225

Frequency 4

Frequency, MHz	1000
Attenuation, dB/100ft [dB/100m]	6 [19.69]
Power Handling, Watts	190

Frequency 5

Frequency, GHz	4
Attenuation, dB/100ft [dB/100m]	13 [42.65]
Power Handling, Watts	65

Mechanical Specifications

Temperature

Operating Range, deg C	-40 to +80
------------------------	------------

Click the following link (or enter part number in "SEARCH" on website) to obtain additional part information including price, inventory and certifications: [Flexible RG8 Type with Foam Dielectric Coax Cable Double Shielded with Black PVC Jacket PE-B400](#)

The information contained in this document is accurate to the best of our knowledge and representative of the part described herein. It may be necessary to make modifications to the part and/or the documentation of the part, in order to implement improvements. Pasternack reserves the right to make such changes as required. Unless otherwise stated, all specifications are nominal.



Flexible RG8 Type with Foam Dielectric Coax Cable Double Shielded with Black PVC Jacket

TECHNICAL DATA SHEET

PE-B400

Inner Conductor

Number of Strands	1
Material	Copper
Diameter, in [mm]	0.103 [2.62]

Dielectric:

Type	PE (F)
Diameter, in [mm]	0.285 [7.24]

Shield:

Number of	2
Material 1	Aluminum Tape
Material 2	Tinned Copper Braid

Jacket:

Material	PVC
Diameter, in [mm]	0.403 [10.24]
Color	Black
Weight, lbs/ft [Kg/m]	0.112 [0.17]

Compliance Certifications (visit www.Pasternack.com for current document)

Plotted and Other Data

Notes: Values at 25 °C, sea level

Flexible RG8 Type with Foam Dielectric Coax Cable Double Shielded with Black PVC Jacket from Pasternack Enterprises has same day shipment for domestic and International orders. Our RF, microwave and fiber optic products maintain a 99% availability and are part of the broadest selection in the industry.

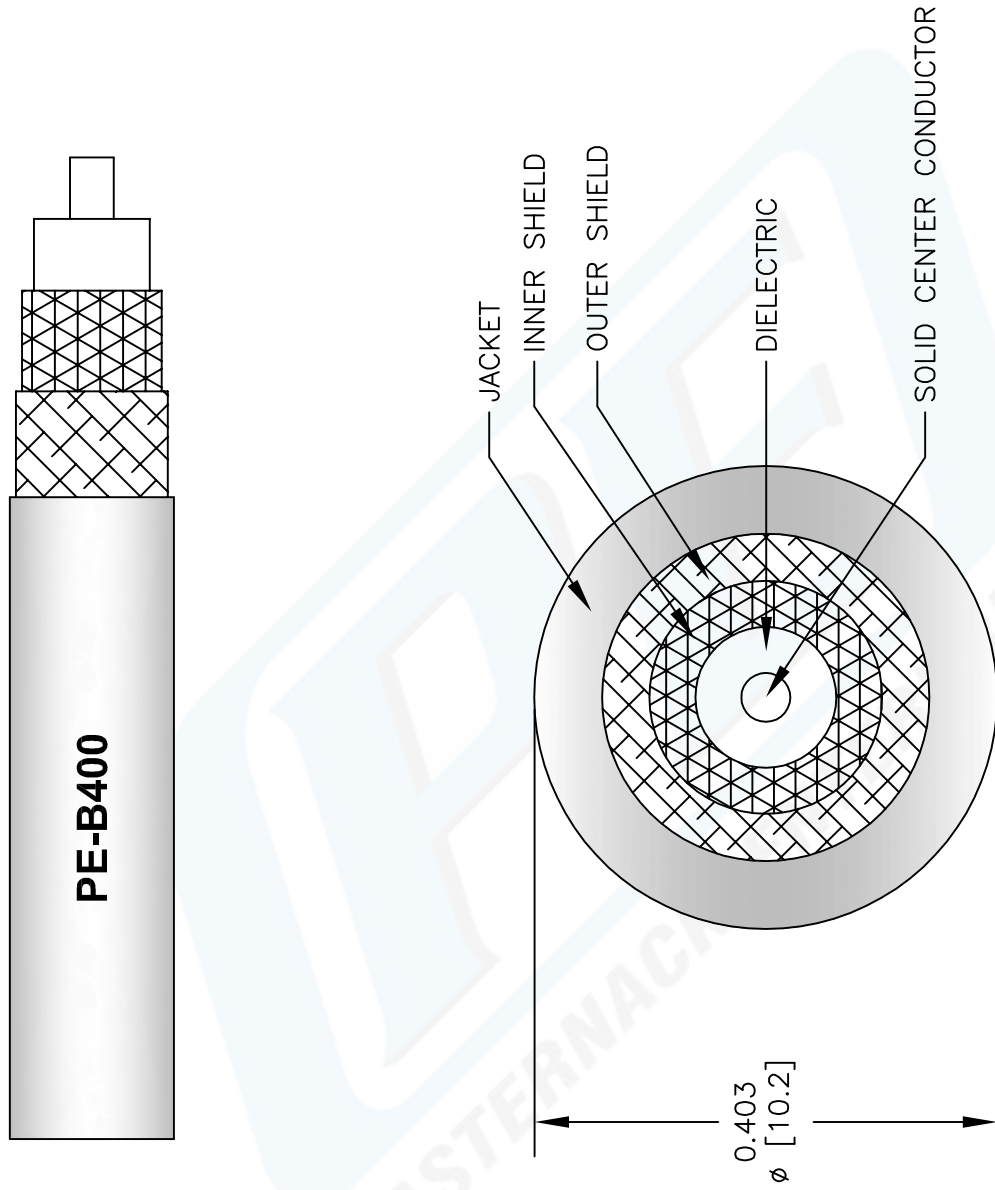
Click the following link (or enter part number in "SEARCH" on website) to obtain additional part information including price, inventory and certifications: [Flexible RG8 Type with Foam Dielectric Coax Cable Double Shielded with Black PVC Jacket PE-B400](http://www.pasternack.com/flexible-0.403-rg8-type-50-ohm-coax-cable-pvc-jacket-pe-b400-p.aspx)

URL: <http://www.pasternack.com/flexible-0.403-rg8-type-50-ohm-coax-cable-pvc-jacket-pe-b400-p.aspx>

The information contained in this document is accurate to the best of our knowledge and representative of the part described herein. It may be necessary to make modifications to the part and/or the documentation of the part, in order to implement improvements. Pasternack reserves the right to make such changes as required. Unless otherwise stated, all specifications are nominal.

PE-B400 CAD Drawing

Flexible RG8 Type with Foam Dielectric Coax Cable
Double Shielded with Black PVC Jacket



NOTES:
1. UNLESS OTHERWISE SPECIFIED ALL DIMENSIONS ARE NOMINAL.
2. ALL SPECIFICATIONS ARE SUBJECT TO CHANGE WITHOUT NOTICE AT ANY TIME.
3. DIMENSIONS ARE IN INCHES [mm].

DWG TITLE

PE-B400

FSCM NO. 53919

CAD FILE 040113-A

SCALE N/A

SIZE A

127



PASTERNAK®
Pasternack Enterprises, Inc.
P.O. Box 16759 | Irvine | CA | 92623

Phone: (949) 261-1920 | Fax: (949) 261-7451

Website: www.pasternack.com | E-Mail: sales@pasternack.com