



## SHV Jack Bulkhead Mount Connector Clamp/Solder Attachment for RG174, RG316, RG188, .480 inch D Hole

### RF Connectors Technical Data Sheet

PE45556

#### Configuration

- SHV Jack Connector
- MIL-STD-348
- 50 Ohms
- Straight Body Geometry
- Connector Interface Types: RG174, RG316, RG188
- Bulkhead

#### Features

- Silver Plated Brass Contact

#### Applications

- General Purpose Test
- Rack and Panel Mount Applications
- Custom Cable Assemblies

#### Description

Pasternack's PE45556 SHV jack bulkhead connector with clamp/solder attachment for RG174, RG316 and RG188 (.480 inch D hole) is part of our full line of RF components available for same-day shipping. This SHV bulkhead connector allows designers to create external connections on their product enclosures, and can be used in a variety of other rack mount and panel mount applications.

Our SHV jack bulkhead connector PE45556 datasheet specifications and drawing with dimensions are shown below in this PDF. Pasternack's broad catalog of RF, microwave and millimeter wave connectors allows designers to configure and customize their signal connections however they like. Whether the need is to provide an I/O for a board design, or simply create a custom cable assembly configuration, Pasternack has the right connector for the job. Pasternack can also expertly build your custom cable assemblies for you and ship same-day.

#### Electrical Specifications

Description	Minimum	Typical	Maximum	Units
Dielectric Withstanding Voltage (AC)			5,000	Vrms

#### Material Specifications

Description	Material	Plating
Contact	Brass	Silver
Insulation	PTFE	
Outer Conductor	Brass	Nickel
Body	Brass	Nickel
Gasket	Silicone Rubber	

Click the following link (or enter part number in "SEARCH" on website) to obtain additional part information including price, inventory and certifications: [SHV Jack Bulkhead Mount Connector Clamp/Solder Attachment for RG174, RG316, RG188, .480 inch D Hole PE45556](#)



SHV Jack Bulkhead Mount Connector Clamp/Solder  
Attachment for RG174, RG316, RG188, .480 inch D Hole

RF Connectors  
Technical Data Sheet

PE45556

**Environmental Specifications**

**Temperature**

Operating Range

-65 to +165 deg C

**Compliance Certifications** (see [product page](#) for current document)

**Plotted and Other Data**

Notes:

Click the following link (or enter part number in "SEARCH" on website) to obtain additional part information including price, inventory and certifications: [SHV Jack Bulkhead Mount Connector Clamp/Solder Attachment for RG174, RG316, RG188, .480 inch D Hole PE45556](#)

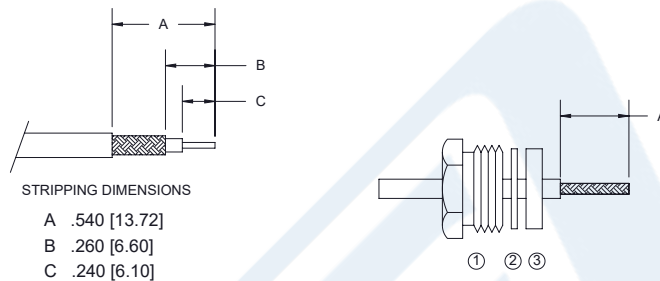


SHV Jack Bulkhead Mount Connector Clamp/Solder Attachment for RG174, RG316, RG188, .480 inch D Hole

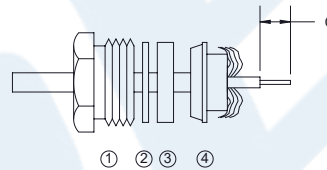
RF Connectors  
Technical Data Sheet

PE45556

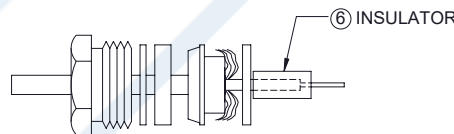
Assembly Instruction



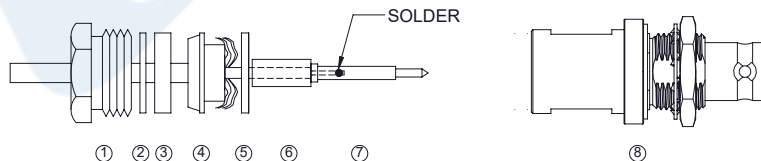
1. SLIDE CLAMP NUT ①, THINNER WASHER ② & GASKET ③ OVER CABLE. STRIP CABLE AS SHOWN. DO NOT NICK BRAID WHILE CUTTING JACKET. TAPER END OF BRAID TO PERMIT ASSEMBLY OF CLAMP.



2. SLIDE BRAID CLAMP ④ OVER BRAID & SEAT AGAINST CABLE. FORM BRAID OVER CLAMP NUT. TRIM BRAID BACK TO SHOULDER. CUT DIELECTRIC & CENTER CONDUCTOR TO DIMENSION SHOWN. DO NOT NICK CENTER CONDUCTOR.



3. SLIDE THICKER WASHER ⑤ AND INSULATOR ⑥ AGAINST THE BRAID CLAMP. SOFT SOLDER CONTACT ⑦ TO CENTER CONDUCTOR. REMOVE EXCESS SOLDER. DO NOT OVER HEAT DIELECTRIC. INSERT CABLE ASSEMBLY INTO BODY ⑧ & TIGHTEN BY CLAMP NUT ONLY.



Click the following link (or enter part number in "SEARCH" on website) to obtain additional part information including price, inventory and certifications: [SHV Jack Bulkhead Mount Connector Clamp/Solder Attachment for RG174, RG316, RG188, .480 inch D Hole PE45556](#)



SHV Jack Bulkhead Mount Connector Clamp/Solder  
Attachment for RG174, RG316, RG188, .480 inch D Hole

RF Connectors  
Technical Data Sheet

PE45556

SHV Jack Bulkhead Mount Connector Clamp/Solder Attachment for RG174, RG316, RG188, .480 inch D Hole from Pasternack Enterprises has same day shipment for domestic and International orders. Our RF, microwave and millimeter wave products maintain a 99.4% availability and are part of the broadest selection in the industry.

Click the following link (or enter part number in "SEARCH" on website) to obtain additional part information including price, inventory and certifications: [SHV Jack Bulkhead Mount Connector Clamp/Solder Attachment for RG174, RG316, RG188, .480 inch D Hole PE45556](https://www.pasternack.com/shv-jack-rg174-rg316-rg188-connector-pe45556-p.aspx)

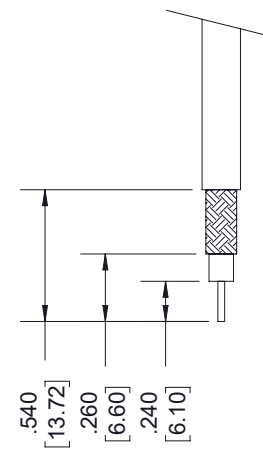
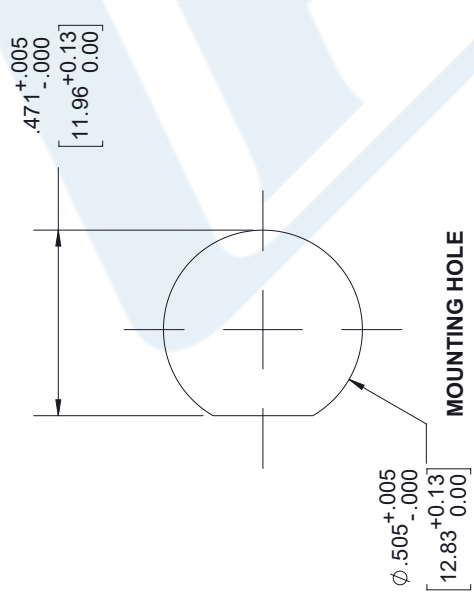
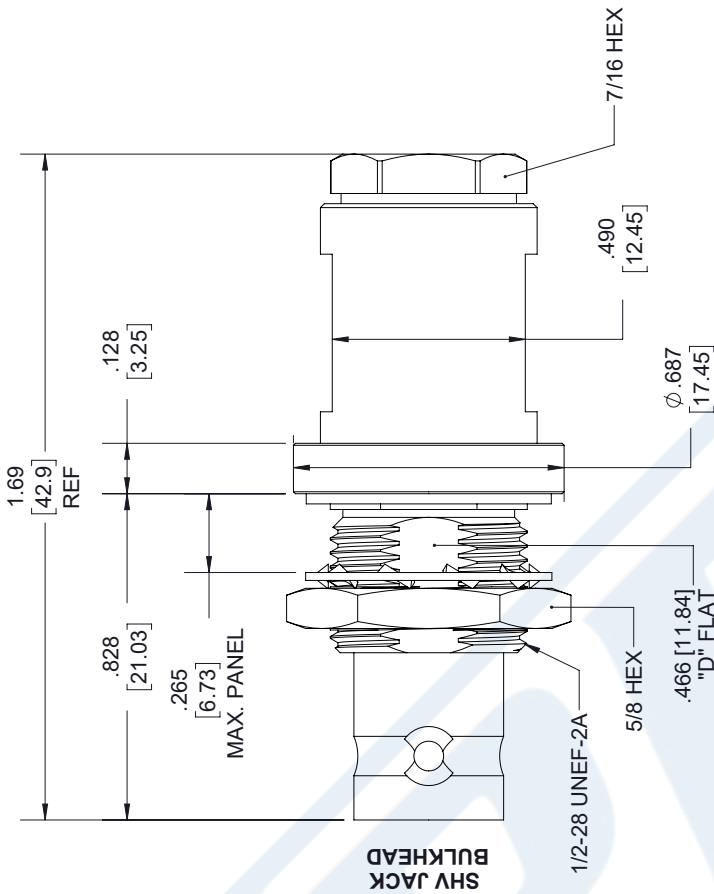
URL: <https://www.pasternack.com/shv-jack-rg174-rg316-rg188-connector-pe45556-p.aspx>

The information contained in this document is accurate to the best of our knowledge and representative of the part described herein. It may be necessary to make modifications to the part and/or the documentation of the part, in order to implement improvements. Pasternack reserves the right to make such changes as required. Unless otherwise stated, all specifications are nominal. Pasternack does not make any representation or warranty regarding the suitability of the part described herein for any particular purpose, and Pasternack does not assume any liability arising out of the use of any part or documentation.

# PE45556 CAD Drawing

SHV Jack Bulkhead Mount Connector Clamp/Solder Attachment  
for RG174, RG316, RG188, .480 inch D Hole

REV.	DESCRIPTION	DATE	APPROVED
A	INITIAL RELEASE	1/9/2020	S. ELLIS



## STRIPPING DIMENSIONS

- NOTES:
- CABLE ATTACHMENT:
    - OUTER: CLAMP.
    - INNER: SOLDER.

UNLESS OTHERWISE SPECIFIED  
LEADING DIMENSIONS ARE INCHES  
DIMENSIONS IN [ ] ARE MILLIMETERS

TOLERANCES:  
 .X = ±.2 [5.08] FRACTIONS ± 1/32  
 .XX = ±.02 [.51] ANGLES ± 1°  
 .XXX = ±.005 [.13]  
 CABLE LENGTH (L) TOLERANCES:  
 L ≤ 12 [305] = +1 [25] / -0  
 12 [305] < L ≤ 60 [1524] = +2 [51] / -0  
 60 [1524] < L ≤ 120 [3048] = +4 [102] / -0  
 120 [3048] < L ≤ 300 [7620] = +6 [152] / -0  
 300 [7620] < L = +5% / L / -0

ALL DIMENSIONS SHOWN  
ARE FOR REFERENCE ONLY.

THIRD-ANGLE PROJECTION

THE INFORMATION AND DESIGN IN THIS DOCUMENT IS THE PROPERTY OF PASTERNAK CORPORATION. ALL RIGHTS RESERVED.

SHEET 1 OF 2

SCALE N/A

REV A

ITEM NO. PE45556

DRAWN BY K. DANG

CAGE CODE A 53919

PASTERNAK®  
an INFINITO brand

Pasternack Enterprises, Inc.  
P. O. Box 16759, Irvine, CA 92623.  
Phone: 1.949.261.1920 | 1.866.727.8376  
Fax: 1.949.261.7451  
Website: www.pasternack.com  
E-mail: sales@pasternack.com

THESE COMMODITIES, TECHNOLOGY OR SOFTWARE WERE EXPORTED FROM THE UNITED STATES IN ACCORDANCE WITH THE EXPORT ADMINISTRATION REGULATIONS. DIVERSION CONTRARY TO U.S. LAW PROHIBITED.



# SHV Jack Bulkhead Mount Connector Clamp/Solder Attachment for RG174, RG316, RG188, .480 inch D Hole

## RF Connectors Technical Data Sheet

PE45556

### Configuration

- SHV Jack Connector
- MIL-STD-348
- 50 Ohms
- Straight Body Geometry
- Connector Interface Types: RG174, RG316, RG188
- Bulkhead

### Features

- Silver Plated Brass Contact

### Applications

- General Purpose Test
- Rack and Panel Mount Applications
- Custom Cable Assemblies

### Description

Pasternack's PE45556 SHV jack bulkhead connector with clamp/solder attachment for RG174, RG316 and RG188 (.480 inch D hole) is part of our full line of RF components available for same-day shipping. This SHV bulkhead connector allows designers to create external connections on their product enclosures, and can be used in a variety of other rack mount and panel mount applications.

Our SHV jack bulkhead connector PE45556 datasheet specifications and drawing with dimensions are shown below in this PDF. Pasternack's broad catalog of RF, microwave and millimeter wave connectors allows designers to configure and customize their signal connections however they like. Whether the need is to provide an I/O for a board design, or simply create a custom cable assembly configuration, Pasternack has the right connector for the job. Pasternack can also expertly build your custom cable assemblies for you and ship same-day.

### Electrical Specifications

Description	Minimum	Typical	Maximum	Units
Dielectric Withstanding Voltage (AC)			5,000	Vrms

### Material Specifications

Description	Material	Plating
Contact	Brass	Silver
Insulation	PTFE	
Outer Conductor	Brass	Nickel
Body	Brass	Nickel
Gasket	Silicone Rubber	

Click the following link (or enter part number in "SEARCH" on website) to obtain additional part information including price, inventory and certifications: [SHV Jack Bulkhead Mount Connector Clamp/Solder Attachment for RG174, RG316, RG188, .480 inch D Hole PE45556](#)



SHV Jack Bulkhead Mount Connector Clamp/Solder  
Attachment for RG174, RG316, RG188, .480 inch D Hole

RF Connectors  
Technical Data Sheet

PE45556

**Environmental Specifications**

**Temperature**

Operating Range

-65 to +165 deg C

**Compliance Certifications** (see [product page](#) for current document)

**Plotted and Other Data**

Notes:

Click the following link (or enter part number in "SEARCH" on website) to obtain additional part information including price, inventory and certifications: [SHV Jack Bulkhead Mount Connector Clamp/Solder Attachment for RG174, RG316, RG188, .480 inch D Hole PE45556](#)

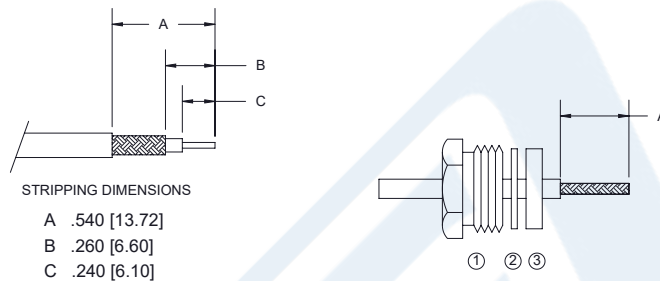


SHV Jack Bulkhead Mount Connector Clamp/Solder Attachment for RG174, RG316, RG188, .480 inch D Hole

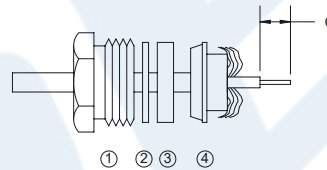
RF Connectors  
Technical Data Sheet

PE45556

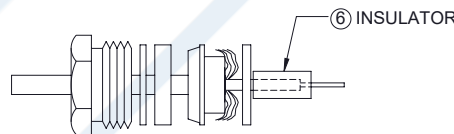
Assembly Instruction



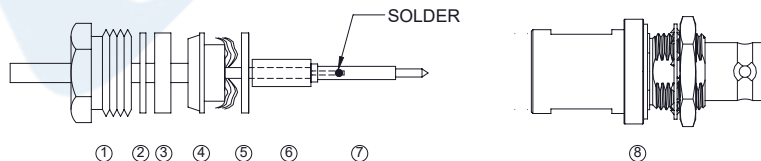
1. SLIDE CLAMP NUT ①, THINNER WASHER ② & GASKET ③ OVER CABLE. STRIP CABLE AS SHOWN. DO NOT NICK BRAID WHILE CUTTING JACKET. TAPER END OF BRAID TO PERMIT ASSEMBLY OF CLAMP.



2. SLIDE BRAID CLAMP ④ OVER BRAID & SEAT AGAINST CABLE. FORM BRAID OVER CLAMP NUT. TRIM BRAID BACK TO SHOULDER. CUT DIELECTRIC & CENTER CONDUCTOR TO DIMENSION SHOWN. DO NOT NICK CENTER CONDUCTOR.



3. SLIDE THICKER WASHER ⑤ AND INSULATOR ⑥ AGAINST THE BRAID CLAMP. SOFT SOLDER CONTACT ⑦ TO CENTER CONDUCTOR. REMOVE EXCESS SOLDER. DO NOT OVER HEAT DIELECTRIC. INSERT CABLE ASSEMBLY INTO BODY ⑧ & TIGHTEN BY CLAMP NUT ONLY.



Click the following link (or enter part number in "SEARCH" on website) to obtain additional part information including price, inventory and certifications: [SHV Jack Bulkhead Mount Connector Clamp/Solder Attachment for RG174, RG316, RG188, .480 inch D Hole PE45556](#)



## SHV Jack Bulkhead Mount Connector Clamp/Solder Attachment for RG174, RG316, RG188, .480 inch D Hole

### RF Connectors Technical Data Sheet

PE45556

SHV Jack Bulkhead Mount Connector Clamp/Solder Attachment for RG174, RG316, RG188, .480 inch D Hole from Pasternack Enterprises has same day shipment for domestic and International orders. Our RF, microwave and millimeter wave products maintain a 99.4% availability and are part of the broadest selection in the industry.

Click the following link (or enter part number in "SEARCH" on website) to obtain additional part information including price, inventory and certifications: [SHV Jack Bulkhead Mount Connector Clamp/Solder Attachment for RG174, RG316, RG188, .480 inch D Hole PE45556](https://www.pasternack.com/shv-jack-rg174-rg316-rg188-connector-pe45556-p.aspx)

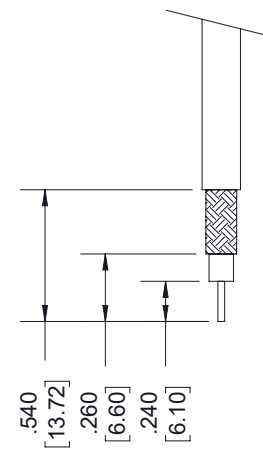
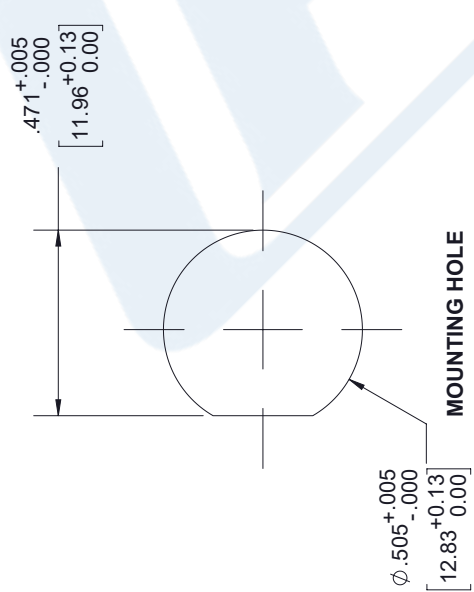
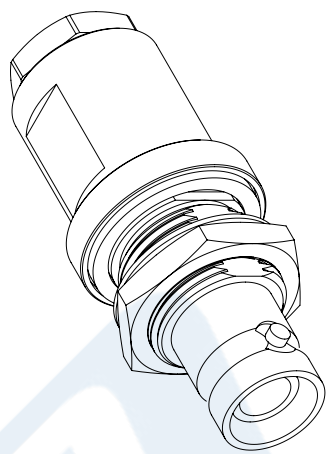
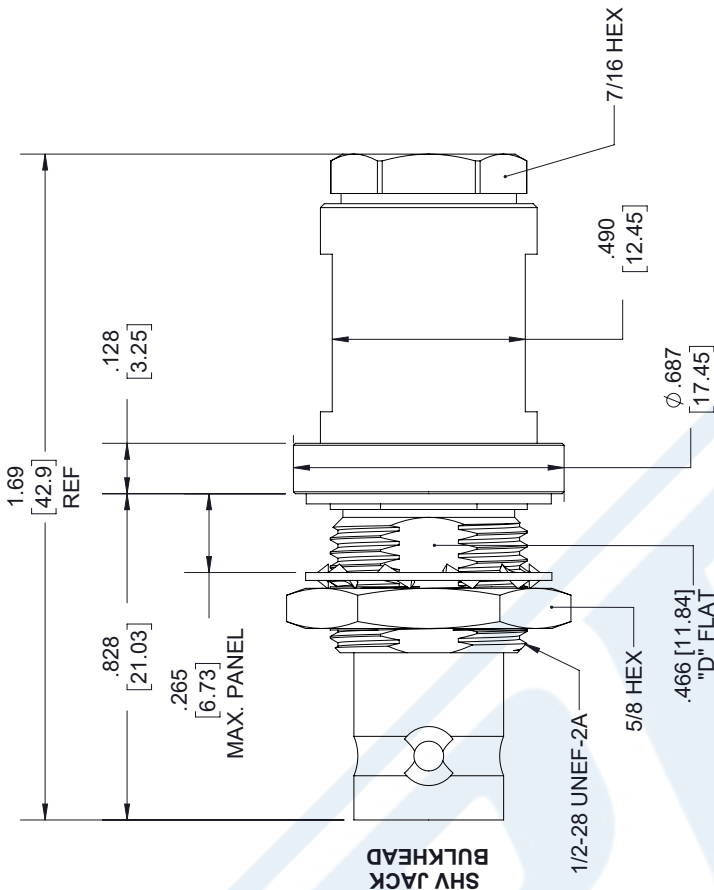
URL: <https://www.pasternack.com/shv-jack-rg174-rg316-rg188-connector-pe45556-p.aspx>

The information contained in this document is accurate to the best of our knowledge and representative of the part described herein. It may be necessary to make modifications to the part and/or the documentation of the part, in order to implement improvements. Pasternack reserves the right to make such changes as required. Unless otherwise stated, all specifications are nominal. Pasternack does not make any representation or warranty regarding the suitability of the part described herein for any particular purpose, and Pasternack does not assume any liability arising out of the use of any part or documentation.

# PE45556 CAD Drawing

SHV Jack Bulkhead Mount Connector Clamp/Solder Attachment  
for RG174, RG316, RG188, .480 inch D Hole

REV.	DESCRIPTION	DATE	APPROVED
A	INITIAL RELEASE	1/9/2020	S. ELLIS



## STRIPPING DIMENSIONS

- NOTES:
- CABLE ATTACHMENT:
    - OUTER: CLAMP.
    - INNER: SOLDER.

UNLESS OTHERWISE SPECIFIED LEADING DIMENSIONS ARE INCHES DIMENSIONS IN [ ] ARE MILLIMETERS

TOLERANCES:

.X = ±.2	[5.08]	FRACTIONS
.XX = ±.02	[.51]	± 1/32
.XXX = ±.005	[.13]	ANGLES ± 1°

CABLE LENGTH (L) TOLERANCES:

L ≤ 12 [305]	± .1 [25]	/ -0
12 [305] < L ≤ 60 [1524]	± .2 [51]	/ -0
60 [1524] < L ≤ 120 [3048]	± .4 [102]	/ -0
120 [3048] < L ≤ 300 [7620]	± .6 [152]	/ -0
300 [7620] < L ≤ ∞	± .9% L	/ -0

ALL DIMENSIONS SHOWN ARE FOR REFERENCE ONLY.

THIRD-ANGLE PROJECTION

THE INFORMATION AND DESIGN IN THIS DOCUMENT IS THE PROPERTY OF PASTERNAK CORPORATION. ALL RIGHTS RESERVED.

SHEET 1 OF 2

SCALE N/A

REV A

---

**PE PASTERNAK**  
an INFINITO brand

Pasternack Enterprises, Inc.  
P. O. Box 16759, Irvine, CA 92623.  
Phone: 1.949.261.1920 | 1.866.727.8376  
Fax: 1.949.261.7451  
Website: www.pasternack.com  
E-mail: sales@pasternack.com

ITEM NO. PE45556

SIZE A

CAGE CODE 53919

DRAWN BY K. DANG

THESE COMMODITIES, TECHNOLOGY OR SOFTWARE WERE EXPORTED FROM THE UNITED STATES IN ACCORDANCE WITH THE EXPORT ADMINISTRATION REGULATIONS. DIVERSION CONTRARY TO U.S. LAW PROHIBITED.

## Flexible RG316 Coax Cable Single Shielded with Tan FEP Jacket

### RF Cables Technical Data Sheet

RG316/U

#### Configuration

- Flexible Cable
- 1 Shield(s)

#### Features

- High Flexibility
- FEP Jacket
- Velocity of Propagation 69%

#### Applications

- General Purpose
- Antenna Feeds
- Communication Systems
- Wireless Systems
- Indoor / Outdoor Uses
- High Temperature Applications
- High Flexibility Applications
- Jumper Cable Assemblies

#### Description

Flexible coaxial cable are ideal for applications where tight bends and continual flexure are required. Pasternack's RG316/U is a single shielded flexible coax cable with FEP jacket and compatible with a wide selection of connector types. This RG316/U coaxial cable has a stranded inner conductor for better flexibility and operates up to 3 GHz. The FEP jacket of this RG316/U coax cable makes it suitable for indoor/outdoor uses and high temperature applications. RG316/U datasheet specifications and outline drawing for this flexible cable are shown in the PDF below.

Pasternack carries a wide range of cables ready to ship same day to fit your needs. They are available in corrugated, flexible, formable or semi-rigid versions with different constructions of conductor materials, dielectric materials, shielding configurations and jacket materials. Our cables are designed to fit a wide range of performance criteria including attenuation, operating temperature, environmental factor, and power capability.

#### Electrical Specifications

Description	Minimum	Typical	Maximum	Units
Frequency Range	DC		3	GHz
Impedance		50		Ohms
Velocity of Propagation		69		%
Operating Voltage (AC)			900	Vrms
Dielectric Withstanding Voltage (AC)			2,000	Vrms
Jacket Spark			2,000	Vrms
Nominal Capacitance			32 [104.99]	[pF/m]

Click the following link (or enter part number in "SEARCH" on website) to obtain additional part information including price, inventory and certifications: [Flexible RG316 Coax Cable Single Shielded with Tan FEP Jacket RG316/U](#)

## Flexible RG316 Coax Cable Single Shielded with Tan FEP Jacket

### RF Cables Technical Data Sheet

RG316/U

#### Performance by Frequency Band

Description	F1	F2	F3	F4	F5	Units
Frequency	0.05	0.1	0.4	1	3	GHz
Attenuation, Typ	7.5	11	21	38	58	dB/100ft
	24.61	36.09	68.9	124.67	190.29	

#### Mechanical Specifications

Diameter	0.102 in [2.59 mm]
Weight	0.01 lbs/ft [0.01 Kg/m]

#### Construction Specifications

Description	Material and Plating	Diameter
Inner Conductor	Copper Clad Steel, Silver7	0.02 in 0.51 mm
Conductor Type	Stranded	
Dielectric	PTFE	0.06 in 1.52 mm
First Shield	Silver Plated Copper Braid 95% coverage	0.081 in 2.06 mm
Jacket	FEP, Tan	0.102 in [2.59 mm]

#### Environmental Specifications

Temperature Operating Range	-55 to +200 deg C
--------------------------------	-------------------

Click the following link (or enter part number in "SEARCH" on website) to obtain additional part information including price, inventory and certifications: [Flexible RG316 Coax Cable Single Shielded with Tan FEP Jacket RG316/U](#)

## Flexible RG316 Coax Cable Single Shielded with Tan FEP Jacket

### RF Cables Technical Data Sheet

RG316/U

**Compliance Certifications** (see [product page](#) for current document)

#### Plotted and Other Data

Notes:

Flexible RG316 Coax Cable Single Shielded with Tan FEP Jacket from Pasternack Enterprises has same day shipment for domestic and International orders. Our RF, microwave and millimeter wave products maintain a 99.4% availability and are part of the broadest selection in the industry.

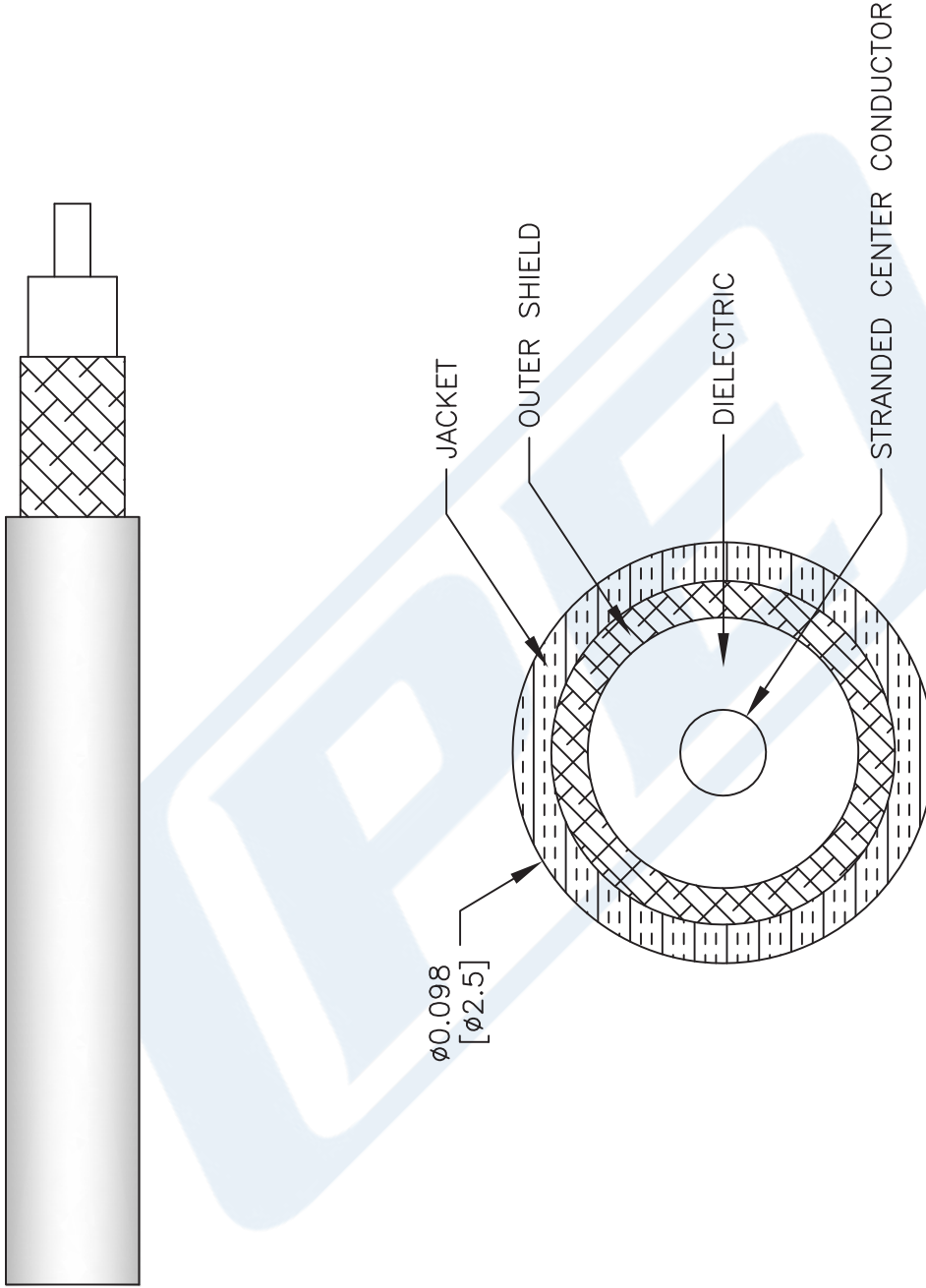
Click the following link (or enter part number in "SEARCH" on website) to obtain additional part information including price, inventory and certifications: [Flexible RG316 Coax Cable Single Shielded with Tan FEP Jacket RG316/U](#)

URL: <https://www.pasternack.com/flexible-rg316u-fep-jacket-silver-plated-copper-braid-outer-conductor-single-shielded-rg316-u-p.aspx>

The information contained in this document is accurate to the best of our knowledge and representative of the part described herein. It may be necessary to make modifications to the part and/or the documentation of the part, in order to implement improvements. Pasternack reserves the right to make such changes as required. Unless otherwise stated, all specifications are nominal. Pasternack does not make any representation or warranty regarding the suitability of the part described herein for any particular purpose, and Pasternack does not assume any liability arising out of the use of any part or documentation.

# RG316/U CAD Drawing

Flexible RG316 Coax Cable Single Shielded with Tan FEP Jacket



NOTES:  
1. UNLESS OTHERWISE SPECIFIED ALL DIMENSIONS ARE NOMINAL.  
2. ALL SPECIFICATIONS ARE SUBJECT TO CHANGE WITHOUT NOTICE AT ANY TIME.  
3. DIMENSIONS ARE IN INCHES (mm).

DWG TITLE  
**RG316/U**

FSCM NO. 53919

41742

SIZE A

SCALE N/A

111716

CAD FILE

**PE PASTERNAK**  
THE ENGINEER'S RF SOURCE  
Pasternack Enterprises, Inc.  
P.O. Box 16759 | Irvine | CA | 92623

Phone: (949) 261-1920 | Fax: (949) 261-7451

Website: [www.pasternack.com](http://www.pasternack.com) | E-Mail: [sales@pasternack.com](mailto:sales@pasternack.com)