



SMA Male Low PIM Connector Solder Attachment for TFT-402, TFT-402-LF

RF Connectors Technical Data Sheet



TC-402-SM-LP

Times Microwave Systems Connector Specification

Configuration

- SMA Male Connector
- 50 Ohms
- Straight Body Geometry
- Connector Interface Types: TFT-402, TFT-402-LF
- Low PIM Design

Features

- Max. Operating Frequency 6 GHz
- Excellent VSWR of 1.25:1
- Silver Plated Brass Contact
- 5 µm contact plating
- IP 67 Rated

Applications

- General Purpose Test
- Custom Cable Assemblies
- Distributed Antenna Systems (DAS)
- Wireless Communications
- Low PIM Applications

Description

Pasternack's TC-402-SM-LP SMA male connector with solder/solder attachment for TFT-402 and TFT-402-LF is part of our full line of RF components available for same-day shipping. Our SMA male connector operates up to a maximum frequency of 6 GHz and offers excellent VSWR of 1.25:1. The connector has an IP67 rating to protect against dust and temporary moisture protection under immersion conditions.

Our SMA male connector TC-402-SM-LP datasheet specifications and drawing with dimensions are shown below in this PDF. Pasternack's broad catalog of RF, microwave and millimeter wave connectors allows designers to configure and customize their signal connections however they like. Whether the need is to provide an I/O for a board design, or simply create a custom cable assembly configuration, Pasternack has the right connector for the job. Pasternack can also expertly build your custom cable assemblies for you and ship same-day.

Electrical Specifications

Description	Minimum	Typical	Maximum	Units
Frequency Range	DC		6	GHz
VSWR			1.25:1	
Insertion Loss			0.15	dB
Operating Voltage (DC)			1,000	Vdc
Inner Conductor DC Resistance			3	mOhms
Outer Conductor DC Resistance			2.5	mOhms
Insulation Resistance	5,000			MOhms

Electrical Specification Notes:
Insertion Loss is $0.1 \cdot \sqrt{f(\text{GHz})}$

Click the following link (or enter part number in "SEARCH" on website) to obtain additional part information including price, inventory and certifications: [SMA Male Low PIM Connector Solder Attachment for TFT-402, TFT-402-LF TC-402-SM-LP](#)



SMA Male Low PIM Connector Solder Attachment for TFT-402, TFT-402-LF

RF Connectors Technical Data Sheet



TC-402-SM-LP

Mechanical Specifications

Size

Length 1.161 in [29.49 mm]
Width/Dia. 0.374 in [9.50 mm]

Mating Torque 9 in-lbs [1.02 Nm]

Material Specifications

Description	Material	Plating
Contact	Brass	Silver 5 µm
Insulation	PTFE	
Body	Brass	Silver 5 µm
Coupling Nut	Brass	Tri-Metal 3 µm
Gasket	Silicone Rubber	

Environmental Specifications

Temperature

Operating Range -55 to +155 deg C
Ingress Protection (IP) Rating IP 67 Rated
Shock US MIL-STD 202, Meth. 213, Cond. I
Vibration US MIL-STD 202, Meth. 204, Cond. B
Thermal Shock US MIL-STD 202, Meth. 107, Cond. B

Environmental Specification Notes:
Weather Standard: TEC 60068 55/155/21

Compliance Certifications (see [product page](#) for current document)

Plotted and Other Data

Notes:

Click the following link (or enter part number in "SEARCH" on website) to obtain additional part information including price, inventory and certifications: [SMA Male Low PIM Connector Solder Attachment for TFT-402, TFT-402-LF TC-402-SM-LP](#)



SMA Male Low PIM Connector Solder Attachment for TFT-402, TFT-402-LF

RF Connectors Technical Data Sheet



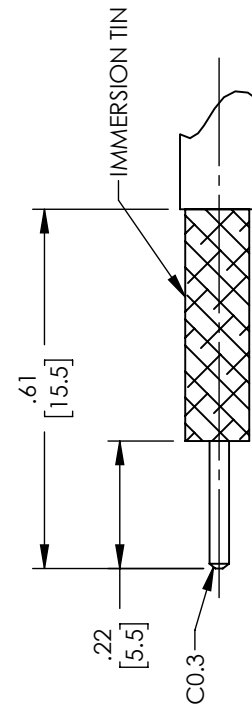
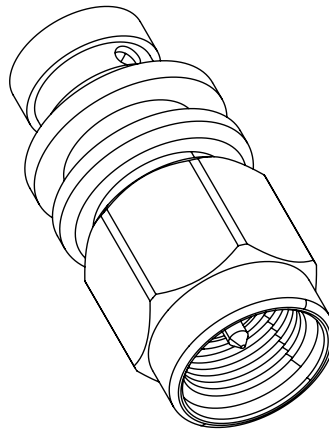
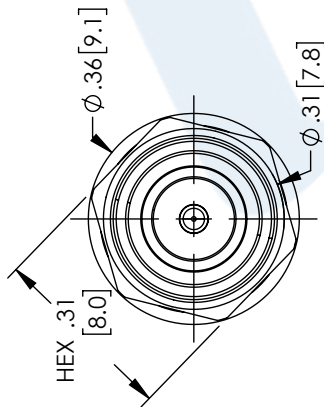
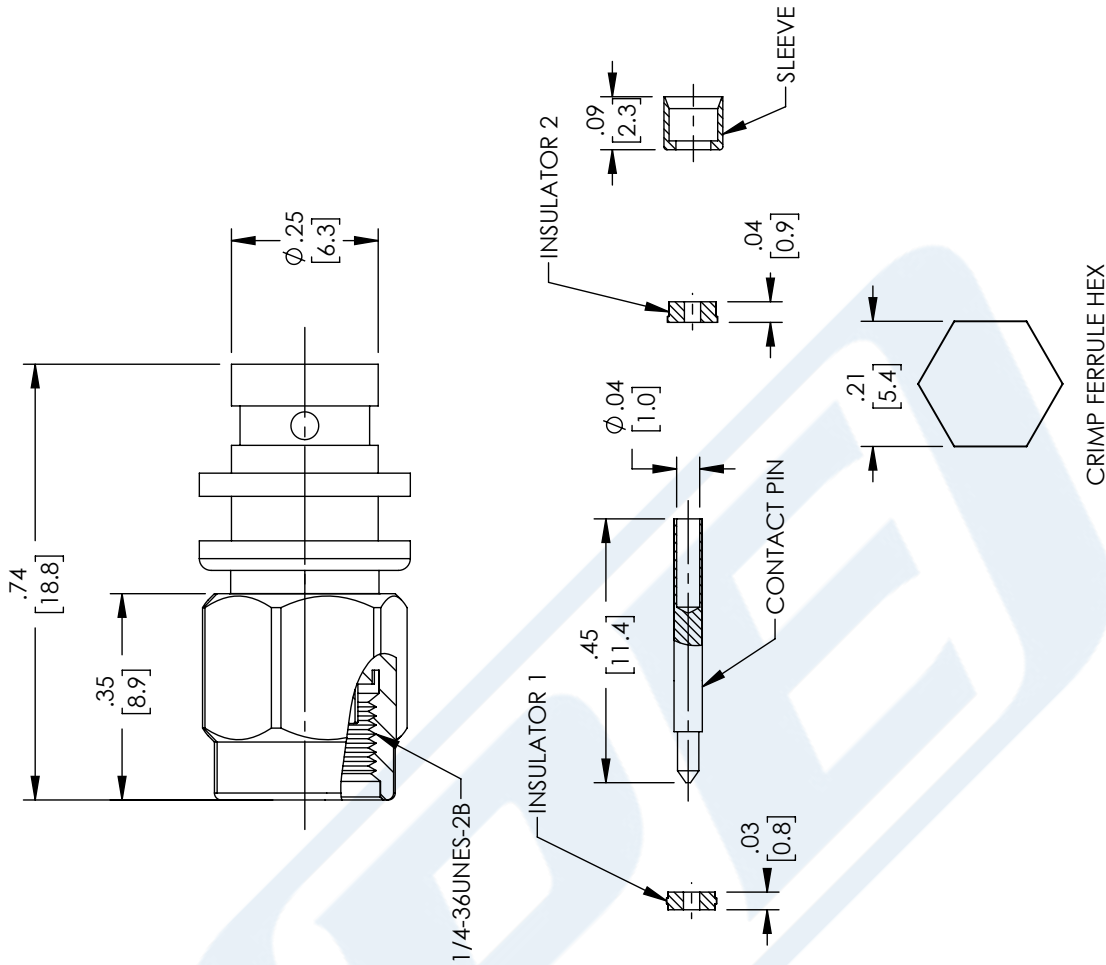
TC-402-SM-LP

SMA Male Low PIM Connector Solder Attachment for TFT-402, TFT-402-LF from Pasternack Enterprises has same day shipment for domestic and International orders. Our RF, microwave and millimeter wave products maintain a 99.4% availability and are part of the broadest selection in the industry.

Click the following link (or enter part number in "SEARCH" on website) to obtain additional part information including price, inventory and certifications: [SMA Male Low PIM Connector Solder Attachment for TFT-402, TFT-402-LF TC-402-SM-LP](https://www.pasternack.com/sma-male-tft-402-connector-tc-402-sm-lp-p.aspx)

URL: <https://www.pasternack.com/sma-male-tft-402-connector-tc-402-sm-lp-p.aspx>

The information contained in this document is accurate to the best of our knowledge and representative of the part described herein. It may be necessary to make modifications to the part and/or the documentation of the part, in order to implement improvements. Pasternack reserves the right to make such changes as required. Unless otherwise stated, all specifications are nominal. Pasternack does not make any representation or warranty regarding the suitability of the part described herein for any particular purpose, and Pasternack does not assume any liability arising out of the use of any part or documentation.



THIRD-ANGLE PROJECTION  THE INFORMATION AND DESIGN IN THIS DOCUMENT IS THE PROPERTY OF PASTERNAK CORPORATION ALL RIGHTS RESERVED.		SHEET 1 OF 1 SCALE 3:1	
PE PASTERNAK an INFINITI® brand Pasternack Enterprises, Inc. P.O. Box 16759, Irvine, CA 92623. Phone: 1.949.261.1920 1.866.727.8376 Fax: 1.949.261.7451 Website: www.pasternack.com E-mail: sales@pasternack.com		ITEM NO. TC-402-SM-LP DRAWN BY DMAY CAGE CODE 53919	
UNLESS OTHERWISE SPECIFIED LEADING DIMENSIONS ARE INCHES DIMENSIONS IN [] ARE MILLIMETERS TOLERANCES: .X = ±.2 [5.08] FRACTIONS .XX = ±.02 [.51] ±1/32 .XXX = ±.005 [.13] ANGLES ± 1° CABLE LENGTH (L) TOLERANCES: L ≤ 12 [305] = +1 [25] / -0 12 [305] < L ≤ 60 [1524] = +2 [51] / -0 60 [1524] < L ≤ 120 [3048] = +4 [102] / -0 120 [3048] < L ≤ 300 [7620] = +6 [152] / -0 300 [7620] < L = +5% / -0 ALL DIMENSIONS SHOWN ARE FOR REFERENCE ONLY.		REV A	



NEX10 Male Right Angle Low PIM Connector Solder Attachment for TFT-402, TFT-402-LF

RF Connectors Technical Data Sheet



TC-402-NX10M-RA-LP

Times Microwave Systems Connector Specification

Configuration

- NEX10 Male Connector
- 50 Ohms
- Right Angle Body Geometry
- Connector Interface Types: TFT-402, TFT-402-LF
- Low PIM Design

Features

- Max. Operating Frequency 4 GHz
- Good VSWR of 1.3:1
- PIM levels lower than -160 dBc
- Silver Plated Brass Contact
- 200 µin contact plating

Applications

- General Purpose Test
- Custom Cable Assemblies
- Distributed Antenna Systems (DAS)
- Wireless Communications
- Low PIM Applications

Description

Pasternack's TC-402-NX10M-RA-LP NEX10 male right angle connector with solder/solder attachment for TFT-402 and TFT-402-LF is part of our full line of RF components available for same-day shipping. Our NEX10 male connector operates up to a maximum frequency of 4 GHz and offers good VSWR of 1.3:1. The NEX10 male connector also has low passive intermodulation of -160 dBc. Its right angle body geometry allows for easier connections in tight spaces.

Our NEX10 male right angle connector TC-402-NX10M-RA-LP datasheet specifications and drawing with dimensions are shown below in this PDF. Pasternack's broad catalog of RF, microwave and millimeter wave connectors allows designers to configure and customize their signal connections however they like. Whether the need is to provide an I/O for a board design, or simply create a custom cable assembly configuration, Pasternack has the right connector for the job. Pasternack can also expertly build your custom cable assemblies for you and ship same-day.

Electrical Specifications

Description	Minimum	Typical	Maximum	Units
Frequency Range	DC		4	GHz
VSWR			1.3:1	
Insertion Loss			0.2	dB
Passive Intermodulation			-160	dBc
Dielectric Withstanding Voltage (AC)			1,500	Vrms
Insulation Resistance	10,000			MOhms

Electrical Specification Notes:
Insertion Loss is $0.1 \times \sqrt{f(\text{GHz})}$

Click the following link (or enter part number in "SEARCH" on website) to obtain additional part information including price, inventory and certifications: [NEX10 Male Right Angle Low PIM Connector Solder Attachment for TFT-402, TFT-402-LF TC-402-NX10M-RA-LP](#)



NEX10 Male Right Angle Low PIM Connector Solder Attachment for TFT-402, TFT-402-LF

RF Connectors Technical Data Sheet



TC-402-NX10M-RA-LP

Mechanical Specifications

Size

Length	0.902 in [22.91 mm]
Width/Dia.	0.472 in [11.99 mm]

Mating Cycles	500 Cycles
Mating Torque	13 in-lbs [1.47 Nm]
Cable Retention Force	500 lbs [226.8 kg]

Material Specifications

Description	Material	Plating
Contact	Brass	Silver 200 µin
Insulation	PTFE	
Body	Brass	Tri-Metal 100 µin
Coupling Nut	Brass	Tri-Metal 100 µin

Environmental Specifications

Temperature

Operating Range	-40 to +125 deg C
Shock	MIL-STD 202G, Meth. 213, Cond. I
Vibration	MIL-STD 202G, Meth. 204, Cond. D
Thermal Shock	MIL-STD 202G, Meth. 107, Cond. B

Environmental Specification Notes:
Climatic Class: IEC 60068 55/125/21

Compliance Certifications (see [product page](#) for current document)

Plotted and Other Data

Notes:

Click the following link (or enter part number in "SEARCH" on website) to obtain additional part information including price, inventory and certifications: [NEX10 Male Right Angle Low PIM Connector Solder Attachment for TFT-402, TFT-402-LF TC-402-NX10M-RA-LP](#)



NEX10 Male Right Angle Low PIM Connector Solder Attachment for TFT-402, TFT-402-LF

RF Connectors Technical Data Sheet



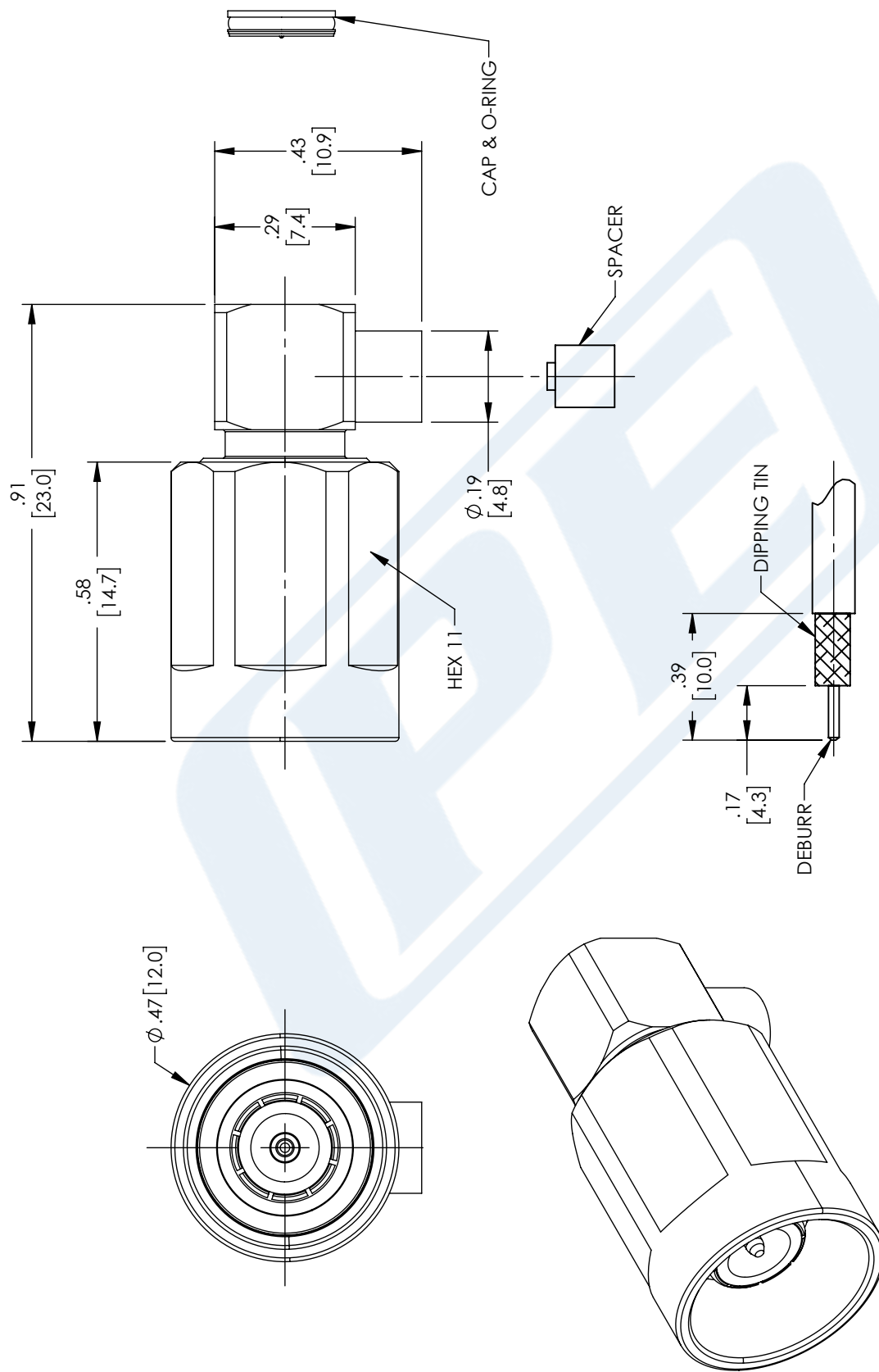
TC-402-NX10M-RA-LP

NEX10 Male Right Angle Low PIM Connector Solder Attachment for TFT-402, TFT-402-LF from Pasternack Enterprises has same day shipment for domestic and International orders. Our RF, microwave and millimeter wave products maintain a 99.4% availability and are part of the broadest selection in the industry.

Click the following link (or enter part number in "SEARCH" on website) to obtain additional part information including price, inventory and certifications: [NEX10 Male Right Angle Low PIM Connector Solder Attachment for TFT-402, TFT-402-LF TC-402-NX10M-RA-LP](https://www.pasternack.com/nex10-male-tft-402-connector-tc-402-nx10m-ra-lp-p.aspx)

URL: <https://www.pasternack.com/nex10-male-tft-402-connector-tc-402-nx10m-ra-lp-p.aspx>

The information contained in this document is accurate to the best of our knowledge and representative of the part described herein. It may be necessary to make modifications to the part and/or the documentation of the part, in order to implement improvements. Pasternack reserves the right to make such changes as required. Unless otherwise stated, all specifications are nominal. Pasternack does not make any representation or warranty regarding the suitability of the part described herein for any particular purpose, and Pasternack does not assume any liability arising out of the use of any part or documentation.



RECOMMENDED CABLE STRIPPING DIM'S
Connector adds: 3.6 mm [0.142"]

UNLESS OTHERWISE SPECIFIED
LEADING DIMENSIONS ARE INCHES
DIMENSIONS IN [] ARE MILLIMETERS

TOLERANCES:

FRACTIONS	ANGLES
.X = ±.2	±.1/32
.XX = ±.02	±.5°
.XXX = ±.005	±.1°

CABLE LENGTH (L) TOLERANCES:

L ≤ 12 [305]	±.1 [25] / -0
12 [305] < L ≤ 60 [1524]	±.2 [51] / -0
60 [1524] < L ≤ 120 [3048]	±.4 [102] / -0
120 [3048] < L ≤ 300 [7620]	±.6 [152] / -0
300 [7620] < L	±.5% / -0

ALL DIMENSIONS SHOWN
ARE FOR REFERENCE ONLY.



THE INFORMATION AND
DESIGN IN THIS DOCUMENT
IS THE PROPERTY OF
PASTERNAK CORPORATION
ALL RIGHTS RESERVED.

SHEET 1 OF 1

SCALE 3:1

REV A



Pasternack Enterprises, Inc.
P.O. Box 16759, Irvine, CA 92623.
Phone: 1.949.261.1920 | 1.866.727.8376
Fax: 1.949.261.7451
Website: www.pasternack.com
E-mail: sales@pasternack.com

ITEM NO. TC-402-NX10M-RA-LP

SIZE A

CAGE CODE 53919

DRAWN BY DMAY

REV A

THESE COMMODITIES, TECHNOLOGY OR SOFTWARE WERE EXPORTED FROM THE UNITED STATES IN ACCORDANCE
WITH THE EXPORT ADMINISTRATION REGULATIONS, DIVERSION CONTRARY TO U.S. LAW PROHIBITED.



Low PIM Flexible TFT-402 Outdoor Rated Coax Cable Double Shielded with Blue FEP Jacket

RF Cables Technical Data Sheet



TFT-402

Times Microwave Systems Coax Cable Specification

Configuration

- Low Loss, Outdoor Flexible Cable
- 2 Shield(s)

Features

- PIM < -160 dBc
- Low Loss
- UL910 Plenum Rated Cable
- Good Shielding >80 dB
- Lightweight and Extremely Flexible
- Durable FEP Jacket

Applications

- Base Stations
- Antenna Pigtails
- Distributed Antenna Systems (DAS)
- Plenum Installations
- Small Cells
- Multi-Carrier Communication Systems

Description

TFT-402 low PIM flexible coax by Time Microwave is part of our full line of RF components available for same-day shipping. The TFT-402 plenum rated coaxial cable features a taped PTFE dielectric, a silver-plated copper center conductor, and a Flat Braid outer conductor. These features combine to make the Times Microwave TFT-402 an extremely flexible, low loss, low PIM coax cable that is well suited for Distributed Antenna Systems (DAS), plenum installations, or small cells. The durable FEP jacket makes this cable suitable for both indoor and outdoor use.

Our datasheet specifications and drawing with dimensions for Times Microwave TFT-402 coax cable are shown below in this PDF. Whether the need is to provide a low PIM jumper connection, low PIM antenna pigtailed or simply create a custom assembly configuration, Pasternack has the right TFT-402 cable assemblies for the job.

Electrical Specifications

Description	Minimum	Typical	Maximum	Units
Frequency Range	DC		5.8	GHz
Impedance		50		Ohms
Velocity of Propagation		76		%
Shielding Effectiveness	-80			dB
Inner Conductor DC Resistance			8.5	Ohms/1000ft
Outer Conductor DC Resistance			5.6	Ohms/1000ft
Nominal Capacitance		26.7 [87.6]		pF/ft [pF/m]
Input Power (Peak)			3	kWatts

Click the following link (or enter part number in "SEARCH" on website) to obtain additional part information including price, inventory and certifications: [Low PIM Flexible TFT-402 Outdoor Rated Coax Cable Double Shielded with Blue FEP Jacket TFT-402](#)



Low PIM Flexible TFT-402 Outdoor Rated Coax Cable Double Shielded with Blue FEP Jacket

RF Cables Technical Data Sheet


TFT-402

Performance by Frequency Band

Description	F1	F2	F3	F4	F5	Units
Frequency	0.03	0.15	0.45	0.9	2	GHz
Attenuation, Typ	1.9	4.1	7.2	10.3	15.4	dB/100ft
	6.23	13.45	23.62	33.79	50.52	dB/100m
Input Power (CW), Max	3,000	1,340	770	550	370	Watts

Description	F6	F7	F8	F9	F10	Units
Frequency	2.5	5.8				GHz
Attenuation, Typ	17.3	26.7				dB/100ft
	56.76	87.6				dB/100m
Input Power (CW), Max	330	210				Watts

Mechanical Specifications

Diameter	0.16 in 4.06 mm
Weight	0.03 lbs/ft [0.04 Kg/m]
Min. Bend Radius (Installation)	0.75 in [19.05 mm]

Construction Specifications

Description	Material and Plating	Diameter
Inner Conductor	Copper, Silver, 1 Strand	0.037 in [0.94 mm]
Conductor Type	Solid	
Dielectric	PTFE	0.113 in [2.87 mm]
First Shield	Silver Plated Copper Braid	0.121 in [3.07 mm]
Second Shield	Tinned Copper Braid	0.138 in [3.51 mm]
Jacket	FEP, Blue	0.16 in [4.06 mm]

Click the following link (or enter part number in "SEARCH" on website) to obtain additional part information including price, inventory and certifications: [Low PIM Flexible TFT-402 Outdoor Rated Coax Cable Double Shielded with Blue FEP Jacket TFT-402](#)



Low PIM Flexible TFT-402 Outdoor Rated Coax Cable Double Shielded with Blue FEP Jacket

RF Cables Technical Data Sheet



TFT-402

Environmental Specifications

Temperature

Operating Range

-55 to +150 deg C

Compliance Certifications (see [product page](#) for current document)

Plotted and Other Data

Notes:

Low PIM Flexible TFT-402 Outdoor Rated Coax Cable Double Shielded with Blue FEP Jacket from Pasternack Enterprises has same day shipment for domestic and International orders. Our RF, microwave and millimeter wave products maintain a 99.4% availability and are part of the broadest selection in the industry.

Click the following link (or enter part number in "SEARCH" on website) to obtain additional part information including price, inventory and certifications: [Low PIM Flexible TFT-402 Outdoor Rated Coax Cable Double Shielded with Blue FEP Jacket TFT-402](#)

URL: <https://www.pasternack.com/low-loss-flexible-tft-402-fep-jacket-silver-plated-copper-braid-over-tinned-copper-braid-outer-conductor-double-shielded-tft-402-p.aspx>

The information contained in this document is accurate to the best of our knowledge and representative of the part described herein. It may be necessary to make modifications to the part and/or the documentation of the part, in order to implement improvements. Pasternack reserves the right to make such changes as required. Unless otherwise stated, all specifications are nominal. Pasternack does not make any representation or warranty regarding the suitability of the part described herein for any particular purpose, and Pasternack does not assume any liability arising out of the use of any part or documentation.

T

TIMES

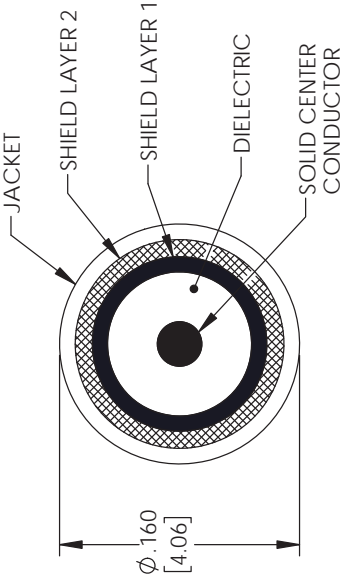

MICROWAVE SYSTEMS

TFT-402 CAD Drawing

Low PIM Flexible TFT-402 Outdoor Rated Coax Cable

Double Shielded with Blue FEP Jacket

REVISIONS			
REV.	DESCRIPTION	DATE	APPROVED
A	INITIAL RELEASE	2/15/21	S.ELLIS



UNLESS OTHERWISE SPECIFIED LEADING DIMENSIONS ARE INCHES DIMENSIONS IN [] ARE MILLIMETERS	
TOLERANCES:	
X = +.2	FRACTIONS
XX = +.02	[.51] +.132
XXX = ±.005	[.13] ANGLES ± 1°
CABLE LENGTH (L) TOLERANCES:	
L ≤ 12 [305] = +1 [25] / -0	
12 [305] < L ≤ 60 [1524] = +2 [51] / -0	
60 [1524] < L ≤ 120 [3048] = +4 [102] / -0	
120 [3048] < L ≤ 300 [7620] = +6 [152] / -0	
300 [7620] < L = +5% L / -0	
ALL DIMENSIONS SHOWN ARE FOR REFERENCE ONLY.	

PE

PASTERNAK

an INFINITI® brand

Pasternack Enterprises, Inc.

P. O. Box 16759, Irvine, CA 92623.

Phone: 1.949.261.1920 | 1.866.727.8376

Fax: 1.949.261.7451

Website: www.pasternack.com

E-mail: sales@pasternack.com

THIRD-ANGLE PROJECTION

THE INFORMATION AND
DESIGN IN THIS DOCUMENT
IS THE PROPERTY OF
PASTERNAK CORPORATION
ALL RIGHTS RESERVED.

SHEET 1 OF 1

SCALE N/A

REV A

SIZE A

CAGE CODE 53919

DRAWN BY DFRISIELLO

ITEM NO. TFT-402

THESE COMMODITIES, TECHNOLOGY OR SOFTWARE WERE EXPORTED FROM THE UNITED STATES IN ACCORDANCE WITH THE EXPORT ADMINISTRATION REGULATIONS. DIVERSION CONTRARY TO U.S. LAW PROHIBITED.

T-Rev.0