



75 Ohm Mini SMB Plug Connector Crimp/ Solder Attachment for RG179, RG187

RF Connectors Technical Data Sheet

PE4993

Configuration

- Mini SMB Plug Connector
- 75 Ohms
- Straight Body Geometry
- RG179, RG187 Interface Type
- Crimp/Solder Attachment

Features

- Max. Operating Frequency 1,000 MHz
- Excellent VSWR of 1.2:1
- Gold Plated Beryllium Copper Contact
- 30 µin minimum contact plating

Applications

- General Purpose Test
- Custom Cable Assemblies

Description

Pasternack's PE4993 75 ohm Mini SMB plug connector with crimp/solder attachment for RG179 and RG187 is part of our full line of RF components available for same-day shipping. Our Mini SMB plug connector operates up to a maximum frequency of 1,000 MHz and offers excellent VSWR of 1.2:1.

Our 75 ohm Mini SMB plug connector PE4993 datasheet specifications and drawing with dimensions are shown below in this PDF. Pasternack's broad catalog of RF, microwave and millimeter wave connectors allows designers to configure and customize their signal connections however they like. Whether the need is to provide an I/O for a board design, or simply create a custom cable assembly configuration, Pasternack has the right connector for the job. Pasternack can also expertly build your custom cable assemblies for you and ship same-day.

Electrical Specifications

Description	Minimum	Typical	Maximum	Units
Frequency Range	DC		1,000	MHz
VSWR			1.2:1	
Operating Voltage (AC)			335	Vrms

Mechanical Specifications

Size

Length	1.028 in [26.11 mm]
Width/Dia.	0.305 in [7.75 mm]
Weight	0.015 lbs [6.8 g]

Click the following link (or enter part number in "SEARCH" on website) to obtain additional part information including price, inventory and certifications: [75 Ohm Mini SMB Plug Connector Crimp/Solder Attachment for RG179, RG187 PE4993](#)



75 Ohm Mini SMB Plug Connector Crimp/
Solder Attachment for RG179, RG187

RF Connectors Technical Data Sheet

PE4993

Material Specifications

Description	Material	Plating
Contact	Beryllium Copper	Gold 30 µin minimum
Insulation	PTFE	
Body	Brass	Nickel 100 µin minimum

Environmental Specifications

Temperature

Operating Range -65 to +165 deg C

Compliance Certifications (see [product page](#) for current document)

Plotted and Other Data

Notes:

75 Ohm Mini SMB Plug Connector Crimp/Solder Attachment for RG179, RG187 from Pasternack Enterprises has same day shipment for domestic and International orders. Our RF, microwave and millimeter wave products maintain a 99% availability and are part of the broadest selection in the industry.

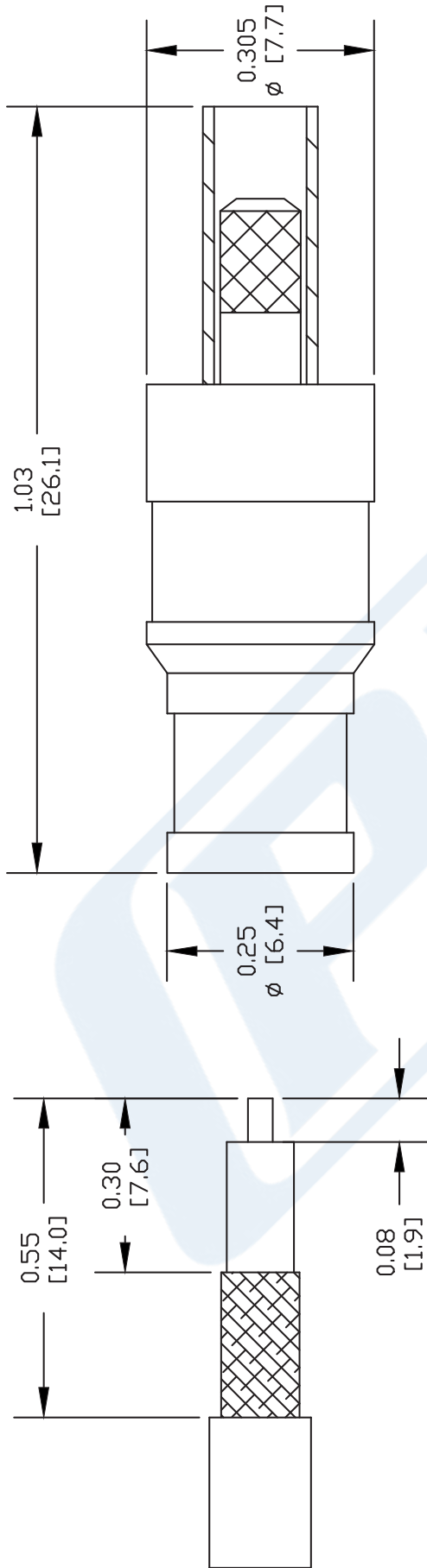
Click the following link (or enter part number in "SEARCH" on website) to obtain additional part information including price, inventory and certifications: [75 Ohm Mini SMB Plug Connector Crimp/Solder Attachment for RG179, RG187 PE4993](#)

URL: <https://www.pasternack.com/mini-smb-plug-rg179-rg187-connector-pe4993-p.aspx>

The information contained in this document is accurate to the best of our knowledge and representative of the part described herein. It may be necessary to make modifications to the part and/or the documentation of the part, in order to implement improvements. Pasternack reserves the right to make such changes as required. Unless otherwise stated, all specifications are nominal. Pasternack does not make any representation or warranty regarding the suitability of the part described herein for any particular purpose, and Pasternack does not assume any liability arising out of the use of any part or documentation.

PE4993 CAD Drawing

75 Ohm Mini SMB Plug Connector Crimp/Solder Attachment for RG179, RG187



STRIPPING DIMENSIONS

CRIMP SIZE REQUIRED

CONTACT: SOLDER
FERRULE: .128" HEX CRIMP TOOL



Pasternack Enterprises, Inc.
P.O. Box 16759 | Irvine | CA | 92623
Phone: (949) 261-1920 | Fax: (949) 261-7451
Website: www.pasternack.com | E-Mail: sales@pasternack.com

DWG TITLE

PE4993

NOTES:
1. UNLESS OTHERWISE SPECIFIED ALL DIMENSIONS ARE NOMINAL.
2. ALL SPECIFICATIONS ARE SUBJECT TO CHANGE WITHOUT NOTICE AT ANY TIME.
3. DIMENSIONS ARE IN INCHES [mm].
4. FITS MIL-C-17 AND EQUIVALENT CABLES.

FSCM NO. 53919

CAD FILE 102203

SCALE N/A

SIZE A

2233



75 Ohm F Female Bulkhead Mount Connector Crimp/Solder Attachment for RG179, RG187, .380 inch DD Hole

RF Connectors Technical Data Sheet

PE45504

Configuration

- F Female Connector
- 75 Ohms
- Straight Body Geometry
- RG179, RG187 Interface Type
- Crimp/Solder Attachment
- Bulkhead

Features

- Gold Plated Brass Contact
- 30 µin minimum contact plating

Applications

- General Purpose Test
- Rack and Panel Mount Applications
- Custom Cable Assemblies
- CATV

Description

Pasternack's PE45504 75 ohm type F female bulkhead connector with crimp/solder attachment for RG179 and RG187 (.380 inch DD hole) is part of our full line of RF components available for same-day shipping. This type F bulkhead connector allows designers to create external connections on their product enclosures, and can be used in a variety of other rack mount and panel mount applications.

Our 75 ohm type F female bulkhead connector PE45504 datasheet specifications and drawing with dimensions are shown below in this PDF. Pasternack's broad catalog of RF, microwave and millimeter wave connectors allows designers to configure and customize their signal connections however they like. Whether the need is to provide an I/O for a board design, or simply create a custom cable assembly configuration, Pasternack has the right connector for the job. Pasternack can also expertly build your custom cable assemblies for you and ship same-day.

Mechanical Specifications

Size

Length	1.245 in [31.62 mm]
Width/Dia.	0.509 in [12.93 mm]
Weight	0.021 lbs [9.53 g]

Material Specifications

Description	Material	Plating
Contact	Brass	Gold 30 µin minimum
Insulation	PTFE	
Body	Brass	Nickel 100 µin minimum

Click the following link (or enter part number in "SEARCH" on website) to obtain additional part information including price, inventory and certifications: [75 Ohm F Female Bulkhead Mount Connector Crimp/Solder Attachment for RG179, RG187, .380 inch DD Hole PE45504](#)



75 Ohm F Female Bulkhead Mount Connector Crimp/Solder
Attachment for RG179, RG187, .380 inch DD Hole

RF Connectors
Technical Data Sheet

PE45504

Environmental Specifications

Compliance Certifications (see [product page](#) for current document)

Plotted and Other Data

Notes:

Click the following link (or enter part number in "SEARCH" on website) to obtain additional part information including price, inventory and certifications: [75 Ohm F Female Bulkhead Mount Connector Crimp/Solder Attachment for RG179, RG187, .380 inch DD Hole PE45504](#)

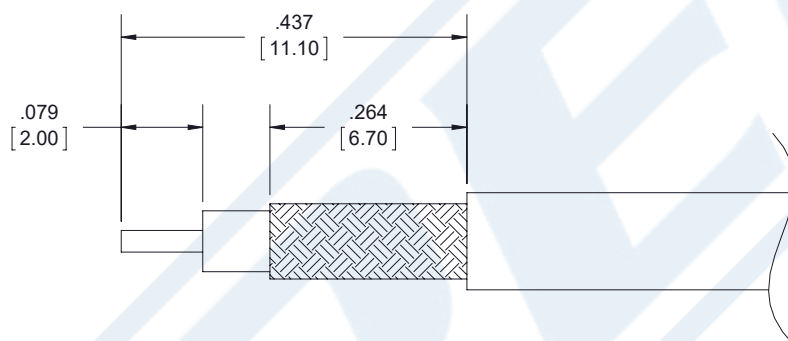


75 Ohm F Female Bulkhead Mount Connector Crimp/Solder
Attachment for RG179, RG187, .380 inch DD Hole

RF Connectors
Technical Data Sheet

PE45504

Assembly Instruction



ASSEMBLY PROCEDURES

1. STRIP CABLE TO THE DIMENSIONS SHOWN, DO NOT NICK CENTER CONDUCTOR OR BRAID.
2. PUSH CENTER CONDUCTOR FULLY INTO CONTACT AND SOFT SOLDER CENTER CONDUCTOR IN PLACE.
3. FLARE BRAID AND INSERT THE BODY UNTIL IT SEATS.
4. SLIDE FERRULE OVER BRAID AND CRIMP WITH CRIMP TOOL.

CRIMP SIZE REQUIRED

- CONTACT: SOLDER.
- FERRULE: .128 [3.25] HEX CRIMP TOOL.

Click the following link (or enter part number in "SEARCH" on website) to obtain additional part information including price, inventory and certifications: [75 Ohm F Female Bulkhead Mount Connector Crimp/Solder Attachment for RG179, RG187, .380 inch DD Hole PE45504](#)



75 Ohm F Female Bulkhead Mount Connector Crimp/Solder Attachment for RG179, RG187, .380 inch DD Hole

RF Connectors Technical Data Sheet

PE45504

75 Ohm F Female Bulkhead Mount Connector Crimp/Solder Attachment for RG179, RG187, .380 inch DD Hole from Pasternack Enterprises has same day shipment for domestic and International orders. Our RF, microwave and millimeter wave products maintain a 99.4% availability and are part of the broadest selection in the industry.

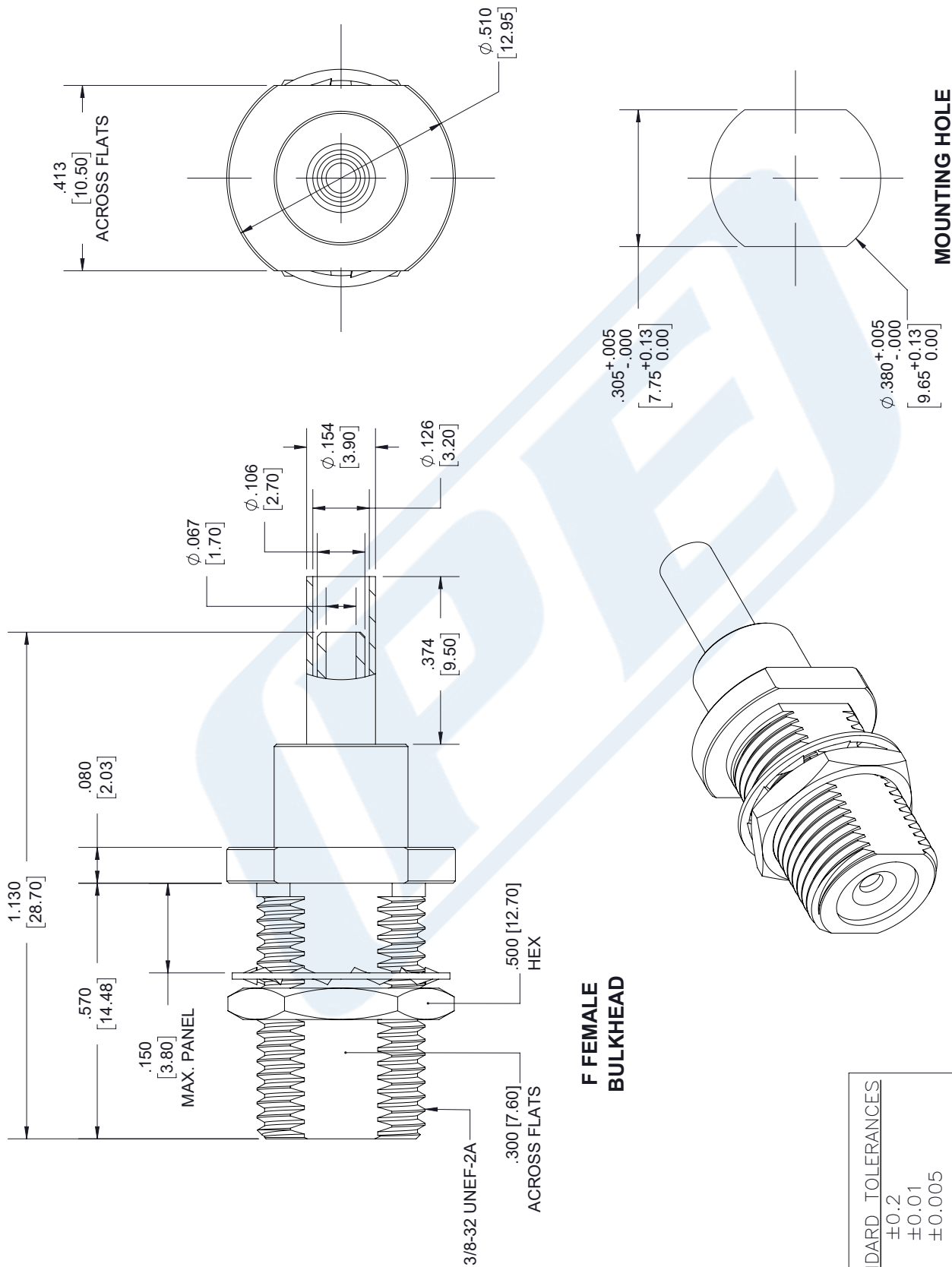
Click the following link (or enter part number in "SEARCH" on website) to obtain additional part information including price, inventory and certifications: [75 Ohm F Female Bulkhead Mount Connector Crimp/Solder Attachment for RG179, RG187, .380 inch DD Hole PE45504](https://www.pasternack.com/f-female-rg179-rg187-connector-pe45504-p.aspx)

URL: <https://www.pasternack.com/f-female-rg179-rg187-connector-pe45504-p.aspx>

The information contained in this document is accurate to the best of our knowledge and representative of the part described herein. It may be necessary to make modifications to the part and/or the documentation of the part, in order to implement improvements. Pasternack reserves the right to make such changes as required. Unless otherwise stated, all specifications are nominal. Pasternack does not make any representation or warranty regarding the suitability of the part described herein for any particular purpose, and Pasternack does not assume any liability arising out of the use of any part or documentation.

PE45504 CAD Drawing

75 Ohm F Female Bulkhead Mount Connector Crimp/Solder
Attachment for RG179, RG187, .380 inch DD Hole



NOTES:
1. UNLESS OTHERWISE SPECIFIED ALL DIMENSIONS ARE NOMINAL.
2. ALL SPECIFICATIONS ARE SUBJECT TO CHANGE WITHOUT NOTICE AT ANY TIME.
3. DIMENSIONS ARE IN INCHES [mm].

DWG TITLE
PE45504

CAGE CODE 53919

Phone: (949) 261-1920 | Fax: (949) 261-7451
Website: www.pasternack.com | E-Mail: sales@pasternack.com

PE PASTERNAK®
THE ENGINEER'S RF SOURCE
Pasternack Enterprises, Inc.
P.O. Box 16759 | Irvine | CA | 92623

7361

SIZE A

SCALE N/A

CAD FILE 08/15/18

75 Ohm Flexible RG187 Coax Cable Single Shielded with White PTFE Jacket

RF Cables Technical Data Sheet

RG187A/U

Configuration

- Flexible Cable
- 1 Shield(s)

Electrical Specifications

Description	Minimum	Typical	Maximum	Units
Frequency Range	DC		3	GHz
Impedance		75 ±7		Ohms
Velocity of Propagation		70		%
Operating Voltage (AC)			2,000	Vrms
Dielectric Withstanding Voltage (AC)			2,000	Vrms
Inner Conductor DC Resistance			245	Ohms/1000ft
Nominal Capacitance		19.5 [63.98]		pF/ft [pF/m]

Performance by Frequency Band

Description	F1	F2	F3	F4	F5	Units
Frequency	400					MHz
Attenuation, Typ	21					dB/100ft
	68.9					dB/100m
Input Power (CW), Max	1.4					kWatts

Mechanical Specifications

Diameter	0.102 in [2.59 mm]
Weight	0.02 lbs/ft [0.03 Kg/m]

Construction Specifications

Description	Material and Plating	Diameter
Inner Conductor	Copper Clad Steel, Silver, 7 Strands	0.012 in [0.3 mm]
Conductor Type	Stranded	
Dielectric	PTFE	0.063 in [1.6 mm]

Click the following link (or enter part number in "SEARCH" on website) to obtain additional part information including price, inventory and certifications: [75 Ohm Flexible RG187 Coax Cable Single Shielded with White PTFE Jacket RG187A/U](#)

75 Ohm Flexible RG187 Coax Cable Single Shielded with White PTFE Jacket

RF Cables Technical Data Sheet

RG187A/U

First Shield	Silver Plated Copper Braid	0.081 in [2.06 mm]
Jacket	PTFE, White	0.102 in [2.59 mm]

Environmental Specifications

Compliance Certifications (see [product page](#) for current document)

Plotted and Other Data

Notes:

75 Ohm Flexible RG187 Coax Cable Single Shielded with White PTFE Jacket from Pasternack Enterprises has same day shipment for domestic and International orders. Our RF, microwave and millimeter wave products maintain a 99.4% availability and are part of the broadest selection in the industry.

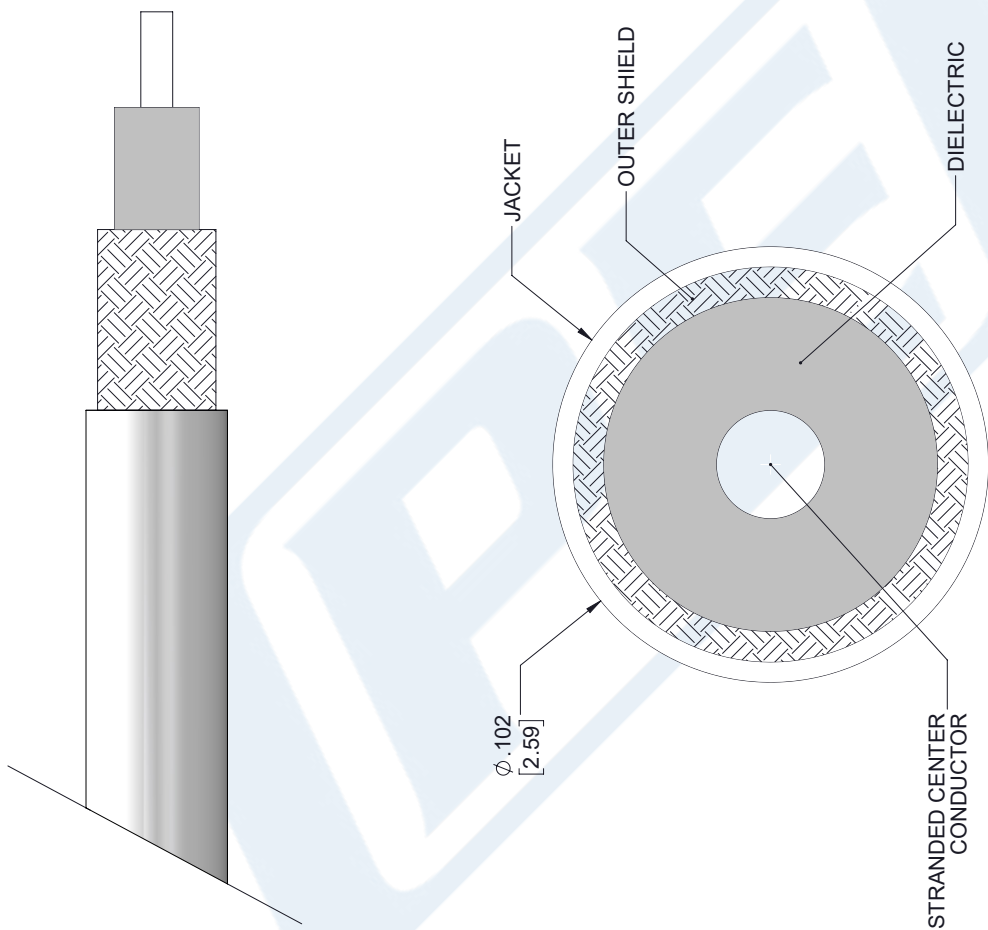
Click the following link (or enter part number in "SEARCH" on website) to obtain additional part information including price, inventory and certifications: [75 Ohm Flexible RG187 Coax Cable Single Shielded with White PTFE Jacket RG187A/U](#)

URL: <https://www.pasternack.com/flexible-0.110-rg187-75-ohm-coax-cable-ptfe-jacket-rg187a-u-p.aspx>

The information contained in this document is accurate to the best of our knowledge and representative of the part described herein. It may be necessary to make modifications to the part and/or the documentation of the part, in order to implement improvements. Pasternack reserves the right to make such changes as required. Unless otherwise stated, all specifications are nominal. Pasternack does not make any representation or warranty regarding the suitability of the part described herein for any particular purpose, and Pasternack does not assume any liability arising out of the use of any part or documentation.

RG187A/U CAD Drawing

75 Ohm Flexible RG187 Coax Cable Single Shielded with White PTFE Jacket



STANDARD TOLERANCES	
.X	±0.2
.XX	±0.01
.XXX	±0.005

*STANDARD TOLERANCES APPLY ONLY TO DIMENSIONS IN INCHES



PASTERNAK®
THE ENGINEER'S RF SOURCE
Pasternack Enterprises, Inc.
P.O. Box 16759 | Irvine | CA | 92623
Phone: (949) 261-1920 | **Fax:** (949) 261-7451
Website: www.pasternack.com | **E-Mail:** sales@pasternack.com

DWG TITLE	RG187A/U
CAGE CODE	53919

NOTES: 1. UNLESS OTHERWISE SPECIFIED ALL DIMENSIONS ARE NOMINAL. 2. ALL SPECIFICATIONS ARE SUBJECT TO CHANGE WITHOUT NOTICE AT ANY TIME 3. DIMENSIONS ARE IN INCHES [mm].			
CAD FILE	05/11/18	SCALE	N/A
SIZE	A		7361