



## 2.92mm Female Connector Clamp/Non-Solder Contact Attachment 4 Hole Flange Mount for PE-047SR, PE-SR047FL

### RF Connectors Technical Data Sheet

PE44905

#### Configuration

- 2.92mm Female Connector
- 50 Ohms
- Straight Body Geometry
- Connector Interface Types: PE-047SR, PE-SR047FL
- 4 Hole Flange

#### Features

- Max. Operating Frequency 40 GHz
- Excellent VSWR of 1.2:1
- Gold Plated Beryllium Copper Contact
- 50 $\mu$  in. minimum contact plating

#### Applications

- General Purpose Test
- Rack and Panel Mount Applications
- Custom Cable Assemblies

#### Description

Pasternack's PE44905 2.92mm female 4 hole flange mount connector with clamp/non-solder contact attachment for PE-047SR and PE-SR047FL is part of our full line of RF components available for same-day shipping. Our 2.92mm female connector operates up to a maximum frequency of 40 GHz and offers excellent VSWR of 1.2:1. This 2.92mm 4 hole flange connector allows designers to create external connections on their product enclosures, and can be used in a variety of other rack mount and panel mount applications.

Our 2.92mm female 4 hole flange connector PE44905 datasheet specifications and drawing with dimensions are shown below in this PDF. Pasternack's broad catalog of RF, microwave and millimeter wave connectors allows designers to configure and customize their signal connections however they like. Whether the need is to provide an I/O for a board design, or simply create a custom cable assembly configuration, Pasternack has the right connector for the job. Pasternack can also expertly build your custom cable assemblies for you and ship same-day.

#### Electrical Specifications

Description	Minimum	Typical	Maximum	Units
Frequency Range	DC		40	GHz
VSWR			1.2:1	
Dielectric Withstanding Voltage (AC)			500	Vrms

#### Mechanical Specifications

<b>Size</b>	
Length	0.565 in [14.35 mm]
Width/Dia.	0.5 in [12.70 mm]
Weight	0.011 lbs [4.99 g]

Click the following link (or enter part number in "SEARCH" on website) to obtain additional part information including price, inventory and certifications: [2.92mm Female Connector Clamp/Non-Solder Contact Attachment 4 Hole Flange Mount for PE-047SR, PE-SR047FL PE44905](#)



## 2.92mm Female Connector Clamp/Non-Solder Contact Attachment 4 Hole Flange Mount for PE-047SR, PE-SR047FL

### RF Connectors Technical Data Sheet

PE44905

#### Material Specifications

Description	Material	Plating
Contact	Beryllium Copper	Gold 50μ in. minimum
Insulation	ULTEM	
Outer Conductor	Passivated Stainless Steel	SAE-AMS-2700
Body	Passivated Stainless Steel	SAE-AMS-2700

#### Environmental Specifications

**Compliance Certifications** (see [product page](#) for current document)

#### Plotted and Other Data

Notes:

2.92mm Female Connector Clamp/Non-Solder Contact Attachment 4 Hole Flange Mount for PE-047SR, PE-SR047FL from Pasternack Enterprises has same day shipment for domestic and International orders. Our RF, microwave and millimeter wave products maintain a 99.4% availability and are part of the broadest selection in the industry.

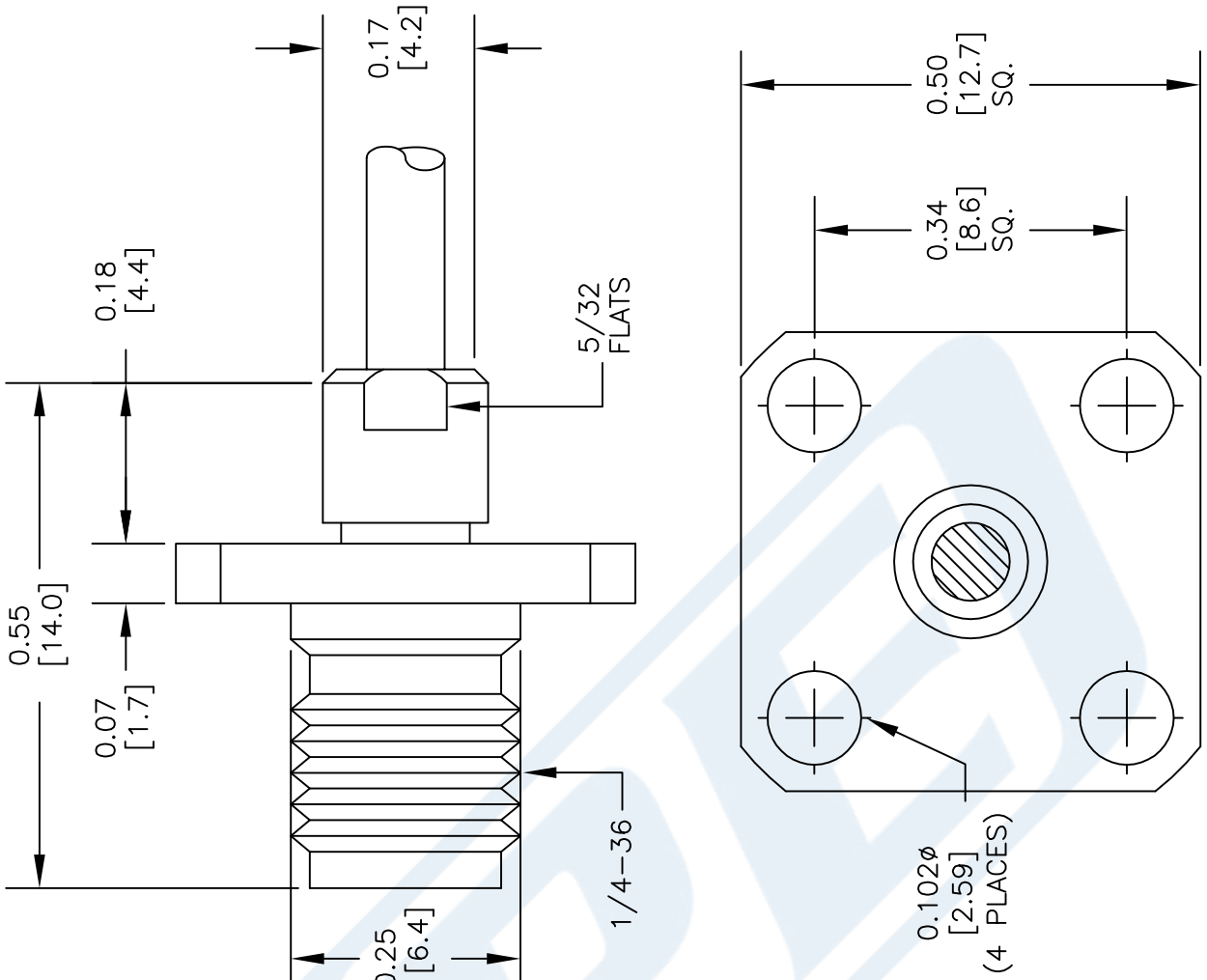
Click the following link (or enter part number in "SEARCH" on website) to obtain additional part information including price, inventory and certifications: [2.92mm Female Connector Clamp/Non-Solder Contact Attachment 4 Hole Flange Mount for PE-047SR, PE-SR047FL PE44905](#)

URL: <https://www.pasternack.com/2.92mm-female-pe-047sr-pe-sr047fl-connector-pe44905-p.aspx>

The information contained in this document is accurate to the best of our knowledge and representative of the part described herein. It may be necessary to make modifications to the part and/or the documentation of the part, in order to implement improvements. Pasternack reserves the right to make such changes as required. Unless otherwise stated, all specifications are nominal. Pasternack does not make any representation or warranty regarding the suitability of the part described herein for any particular purpose, and Pasternack does not assume any liability arising out of the use of any part or documentation.

# PE44905 CAD Drawing

2.92mm Female Connector Clamp/Non-Solder Contact Attachment  
4 Hole Flange Mount for PE-047SR, PE-SR047FL



## STRIPPING DIMENSIONS

## ASSEMBLY PROCEDURES

1. TRIM CABLE TO EXPOSE CENTER DIELECTRIC AS SHOWN.
2. PRE-TIN CABLE OUTER JACKET OVER APPROX. LENGTH SHOWN
3. SLIDE CLAMP NUT ONTO CABLE AS SHOWN
4. INSERT CABLE INTO SOLDER FERRULE UNTIL JACKET IS FULLY SEATED IN FERRULE; THEN SOLDER CABLE TO FERRULE WHERE SHOWN.
5. TRIM CABLE DIELECTRIC FLUSH WITH FERRULE FACE AND POINT CENTER CONDUCTOR AS SHOWN. (DO NOT SCORE CENTER CONDUCTOR)
6. INSERT CABLE SUB-ASSEMBLY INTO CONNECTOR BODY UNTIL SOLDER FERRULE IS SEATED AND CABLE CENTER CONDUCTOR PLUGS IN. TIGHTEN CLAMP NUT TO 8-10 IN-LBS.

DWG TITLE

**PE44905**

- NOTES:
1. UNLESS OTHERWISE SPECIFIED ALL DIMENSIONS ARE NOMINAL.
  2. ALL SPECIFICATIONS ARE SUBJECT TO CHANGE WITHOUT NOTICE AT ANY TIME.
  3. DIMENSIONS ARE IN INCHES [mm].
  4. FITS MIL-C-17 AND EQUIVALENT CABLES.

FSCM NO. 53919

CAD FILE 102413

SCALE N/A

SIZE A

150

**PE PASTERNAK®**  
 Pasternack Enterprises, Inc.  
 P.O. Box 16759 | Irvine | CA | 92623  
 Phone: (949) 261-1920 | Fax: (949) 261-7451  
 Website: www.pasternack.com | E-Mail: sales@pasternack.com



# SMP Female Connector Solder Attachment for PE-047SR, PE-SR047AL, PE-SR047FL, Up To 8 GHz

## RF Connectors Technical Data Sheet

PE45277

### Configuration

- SMP Female Connector
- MIL-STD-348A
- 50 Ohms
- Straight Body Geometry
- PE-047SR, PE-SR047AL, PE-SR047FL Interface Type
- Solder Attachment

### Features

- Max. Operating Frequency 8 GHz
- Excellent VSWR of 1.1:1
- Gold Plated Beryllium Copper Contact
- Contact plating according to MIL-DTL-45204
- Blind Mate Connector

### Applications

- General Purpose Test
- Custom Cable Assemblies

### Description

Pasternack's PE45277 SMP female connector with solder attachment for PE-047SR, PE-SR047AL and PE-SR047FL is part of our full line of RF components available for same-day shipping. Our SMP female connector operates up to a maximum frequency of 8 GHz and offers excellent VSWR of 1.1:1. The Pasternack blind mate connector is ideal for applications where direct visual or tactile access to the connection point is not possible, for example, when two circuit boards need to be mated.

Our SMP female connector PE45277 datasheet specifications and drawing with dimensions are shown below in this PDF. Pasternack's broad catalog of RF, microwave and millimeter wave connectors allows designers to configure and customize their signal connections however they like. Whether the need is to provide an I/O for a board design, or simply create a custom cable assembly configuration, Pasternack has the right connector for the job. Pasternack can also expertly build your custom cable assemblies for you and ship same-day. Pasternack 8 GHz SMP connectors are designed to offer a low cost alternative where the SMP form factor is desired but the standard SMP frequency range is not needed. The line of 8 GHz SMP connectors is fully compatible with industry standard SMP and GPO® connectors. These SMP connectors offer a low cost high performance blind-mate solution for lower frequency applications. The Male versions of the 8 GHz SMP is available in Full Detent, Limited Detent, and Smooth Bore versions.

### Electrical Specifications

Description	Minimum	Typical	Maximum	Units
Frequency Range	DC		8	GHz
VSWR			1.1:1	

### Mechanical Specifications

<b>Size</b>	
Length	0.262 in [6.65 mm]
Weight	0.00244 lbs [1.11 g]

Click the following link (or enter part number in "SEARCH" on website) to obtain additional part information including price, inventory and certifications: [SMP Female Connector Solder Attachment for PE-047SR, PE-SR047AL, PE-SR047FL, Up To 8 GHz PE45277](#)



# SMP Female Connector Solder Attachment for PE-047SR, PE-SR047AL, PE-SR047FL, Up To 8 GHz

## RF Connectors Technical Data Sheet

PE45277

### Material Specifications

Description	Material	Plating
Contact	Beryllium Copper	Gold MIL-DTL-45204
Insulation	PTFE	
Body	Beryllium Copper	Gold MIL-DTL-45204

### Environmental Specifications

#### Temperature

Operating Range

-55 to +155 deg C

Humidity

MIL-STD-202, Method 106 (except 7b omitted)

Shock

MIL-STD-202, Method 213, Condition I

Vibration

MIL-STD-202, Method 204, Condition D

Salt Spray

MIL-STD-202, Method 101, Condition B

### Compliance Certifications (see [product page](#) for current document)

### Plotted and Other Data

Notes:

SMP Female Connector Solder Attachment for PE-047SR, PE-SR047AL, PE-SR047FL, Up To 8 GHz from Pasternack Enterprises has same day shipment for domestic and International orders. Our RF, microwave and millimeter wave products maintain a 99% availability and are part of the broadest selection in the industry.

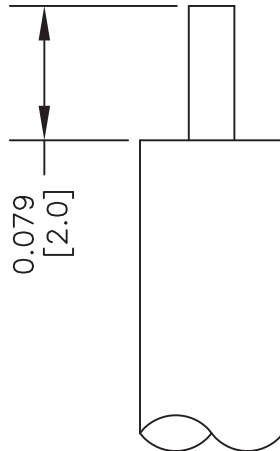
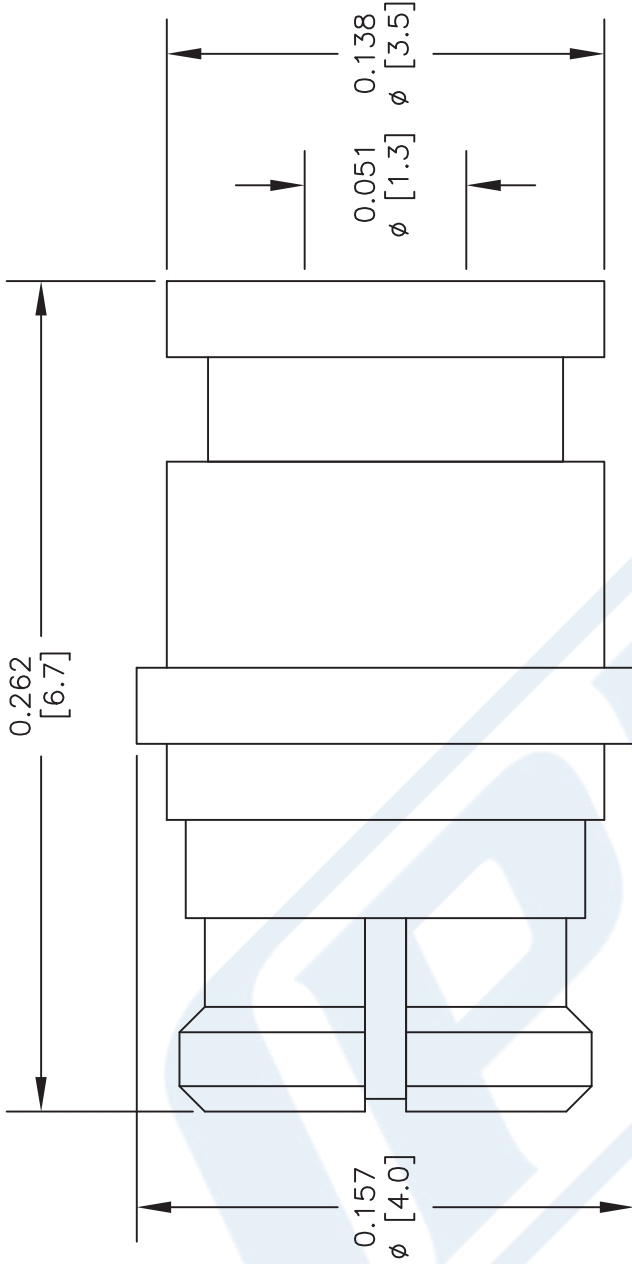
Click the following link (or enter part number in "SEARCH" on website) to obtain additional part information including price, inventory and certifications: [SMP Female Connector Solder Attachment for PE-047SR, PE-SR047AL, PE-SR047FL, Up To 8 GHz PE45277](#)

URL: <https://www.pasternack.com/smp-female-pe-047sr-pe-sr047al-pe-sr047fl-connector-pe45277-p.aspx>

The information contained in this document is accurate to the best of our knowledge and representative of the part described herein. It may be necessary to make modifications to the part and/or the documentation of the part, in order to implement improvements. Pasternack reserves the right to make such changes as required. Unless otherwise stated, all specifications are nominal. Pasternack does not make any representation or warranty regarding the suitability of the part described herein for any particular purpose, and Pasternack does not assume any liability arising out of the use of any part or documentation.

# PE45277 CAD Drawing

SMP Female Connector Solder Attachment for PE-047SR,  
PE-SR047AL, PE-SR047FL, Up To 8 GHz



## STRIPPING DIMENSIONS ASSEMBLY PROCEDURES

1. STRIP CABLE AS SHOWN. DO NOT NICK CENTER CONDUCTOR.
2. SOLDER CONTACT TO CENTER CONDUCTOR.
3. INSERT CABLE INTO BODY UNTIL IT BOTTOMS OUT. SOLDER OUTER CONDUCTOR TO BODY.



Pasternack Enterprises, Inc.  
P.O. Box 16759 | Irvine | CA | 92623  
Phone: (949) 261-1920 | Fax: (949) 261-7451  
Website: www.pasternack.com | E-Mail: sales@pasternack.com

DWG TITLE

**PE45277**

FSCM NO. 53919

NOTES:  
1. UNLESS OTHERWISE SPECIFIED ALL DIMENSIONS ARE NOMINAL.  
2. ALL SPECIFICATIONS ARE SUBJECT TO CHANGE WITHOUT NOTICE AT ANY TIME.  
3. DIMENSIONS ARE IN INCHES (mm).  
4. FITS MIL-C-17 AND EQUIVALENT CABLES.

CAD FILE 071416

SCALE N/A

SIZE A

2233

## 047 Semi-rigid Coax Cable with Copper Outer Conductor

### TECHNICAL DATA SHEET

PE-047SR

#### Configuration

Inner Conductor Material and Plating	Copper Clad Steel, Silver
Dielectric Type	PTFE
Shield Materials	Copper

#### Electrical Specifications

Impedance, Ohms	50
Maximum Operating Frequency, GHz	40
Dielectric Withstanding Voltage, Vrms	2,000

#### Electrical Specifications by Frequency

##### Frequency 1

Frequency, MHz	1000
Attenuation, dB/100ft [dB/100m]	40 [131.23]
Power Handling, Watts	32

##### Frequency 2

Frequency, GHz	10
Attenuation, dB/100ft [dB/100m]	130 [426.51]
Power Handling, Watts	9

##### Frequency 3

Frequency, GHz	20
Attenuation, dB/100ft [dB/100m]	190 [623.36]
Power Handling, Watts	6.5

#### Mechanical Specifications

##### Temperature

Operating Range, deg C	-55 to +100
------------------------	-------------

##### Inner Conductor

Number of Strands	1
Material	Copper Clad Steel
Plating	Silver
Diameter, in [mm]	0.011 [0.28]

##### Dielectric:

Type	PTFE
Diameter, in [mm]	0.037 [0.94]

##### Shield:

Number of	1
Material 1	Copper
Diameter, in [mm]	0.047 [1.19]

Click the following link (or enter part number in "SEARCH" on website) to obtain additional part information including price, inventory and certifications: [047 Semi-rigid Coax Cable with Copper Outer Conductor PE-047SR](#)

## 047 Semi-rigid Coax Cable with Copper Outer Conductor

### TECHNICAL DATA SHEET

PE-047SR

**Jacket:**

Diameter, in [mm]	0.047 [1.19]
One Time Minimum Bend Radius, in [mm]	0.05 [1.27]
Weight, lbs/ft [Kg/m]	0.005 [0.01]

**Compliance Certifications** (visit [www.Pasternack.com](http://www.Pasternack.com) for current document)

RoHS Compliant	
REACH Compliant	12/19/2011

**Plotted and Other Data**

Notes:

- Values at +25 °C, sea level

047 Semi-rigid Coax Cable with Copper Outer Conductor from Pasternack Enterprises has same day shipment for domestic and International orders. Our RF, microwave and millimeter wave products maintain a 99% availability and are part of the broadest selection in the industry.

Click the following link (or enter part number in "SEARCH" on website) to obtain additional part information including price, inventory and certifications: [047 Semi-rigid Coax Cable with Copper Outer Conductor PE-047SR](#)

URL: <http://www.pasternack.com/semirigid-0.047-50-ohm-coax-cable-copper-pe-047sr-p.aspx>

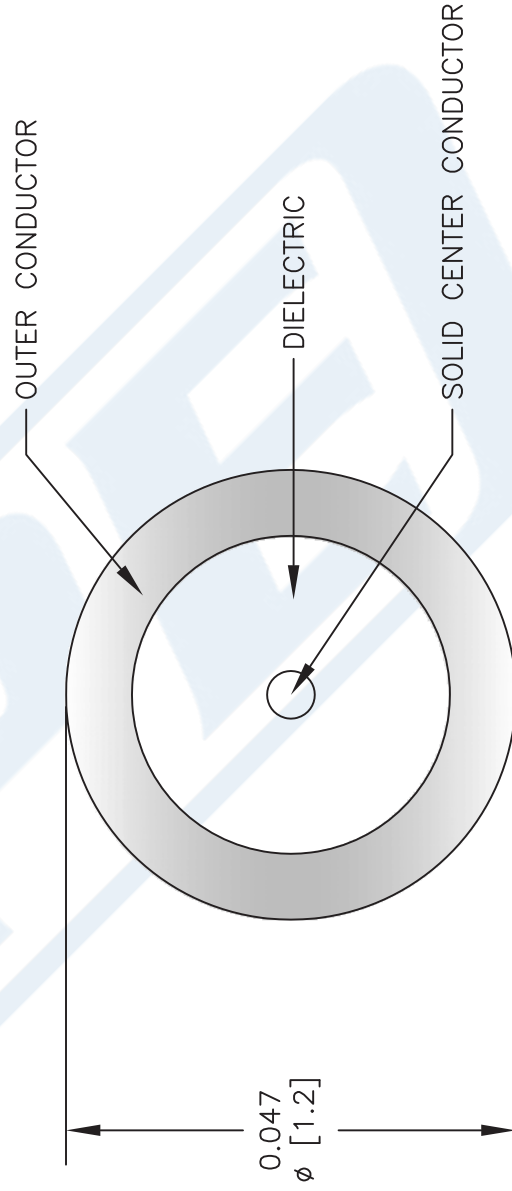
The information contained in this document is accurate to the best of our knowledge and representative of the part described herein. It may be necessary to make modifications to the part and/or the documentation of the part, in order to implement improvements. Pasternack reserves the right to make such changes as required. Unless otherwise stated, all specifications are nominal. Pasternack does not make any representation or warranty regarding the suitability of the part described herein for any particular purpose, and Pasternack does not assume any liability arising out of the use of any part or documentation.

# PE-047SR CAD Drawing

047 Semi-rigid Coax Cable with Copper Outer Conductor



**PE-047SR**



NOTES:  
1. UNLESS OTHERWISE SPECIFIED ALL DIMENSIONS ARE NOMINAL.  
2. ALL SPECIFICATIONS ARE SUBJECT TO CHANGE WITHOUT NOTICE AT ANY TIME.  
3. DIMENSIONS ARE IN INCHES [mm].

DWG TITLE

**PE-047SR**

FSCM NO. 53919

2233

SIZE A

SCALE N/A

CAD FILE 073113



Pasternack Enterprises, Inc.  
P.O. Box 16759 | Irvine | CA | 92623  
Phone: (949) 261-1920 | Fax: (949) 261-7451  
Website: [www.pasternack.com](http://www.pasternack.com) | E-Mail: [sales@pasternack.com](mailto:sales@pasternack.com)