



# SMP Male Limited Detent Connector Solder Attachment 2 Hole Flange Mount for RG405, PE-SR405FL, PE-SR405FLJ

## RF Connectors Technical Data Sheet

PE45127

### Configuration

- Limited Detent SMP Male Connector
- MIL-STD-348A
- 50 Ohms
- Straight Body Geometry
- Connector Interface Types: RG405, PE-SR405FL, PE-SR405FLJ
- 2 Hole Flange

### Features

- Max. Operating Frequency 18 GHz
- Good VSWR of 1.3:1
- Gold Plated Brass Contact
- 30µ in. minimum contact plating
- Blind Mate Connector

### Applications

- General Purpose Test
- Rack and Panel Mount Applications
- Custom Cable Assemblies

### Description

Pasternack's PE45127 SMP male limited detent 2 hole flange mount connector with solder/solder attachment for RG405, PE-SR405FL and PE-SR405FLJ is part of our full line of RF components available for same-day shipping. Our SMP male connector operates up to a maximum frequency of 18 GHz and offers good VSWR of 1.3:1. The Pasternack blind mate connector is ideal for applications where direct visual or tactile access to the connection point is not possible, for example, when two circuit boards need to be mated. This SMP 2 hole flange connector allows designers to create external connections on their product enclosures, and can be used in a variety of other rack mount and panel mount applications.

Our SMP male 2 hole flange connector PE45127 datasheet specifications and drawing with dimensions are shown below in this PDF. Pasternack's broad catalog of RF, microwave and millimeter wave connectors allows designers to configure and customize their signal connections however they like. Whether the need is to provide an I/O for a board design, or simply create a custom cable assembly configuration, Pasternack has the right connector for the job. Pasternack can also expertly build your custom cable assemblies for you and ship same-day.

### Electrical Specifications

Description	Minimum	Typical	Maximum	Units
Frequency Range	DC		18	GHz
VSWR			1.3:1	
Operating Voltage (AC)			335	Vrms

### Mechanical Specifications

#### Size

Length	0.386 in [9.8 mm]
Width/Dia.	0.189 in [4.80 mm]
Height	0.492 in [12.5 mm]
Weight	0.008 lbs [3.63 g]

Click the following link (or enter part number in "SEARCH" on website) to obtain additional part information including price, inventory and certifications: [SMP Male Limited Detent Connector Solder Attachment 2 Hole Flange Mount for RG405, PE-SR405FL, PE-SR405FLJ PE45127](#)



SMP Male Limited Detent Connector Solder Attachment 2 Hole  
Flange Mount for RG405, PE-SR405FL, PE-SR405FLJ

RF Connectors  
Technical Data Sheet

PE45127

**Material Specifications**

Description	Material	Plating
Contact	Brass	Gold 30μ in. minimum
Insulation	Teflon	
Body	Brass	Gold 3μ in. minimum

**Environmental Specifications**

**Temperature**

Operating Range -65 to +165 deg C

**Compliance Certifications** (see [product page](#) for current document)

**Plotted and Other Data**

Notes:

SMP Male Limited Detent Connector Solder Attachment 2 Hole Flange Mount for RG405, PE-SR405FL, PE-SR405FLJ from Pasternack Enterprises has same day shipment for domestic and International orders. Our RF, microwave and millimeter wave products maintain a 99.4% availability and are part of the broadest selection in the industry.

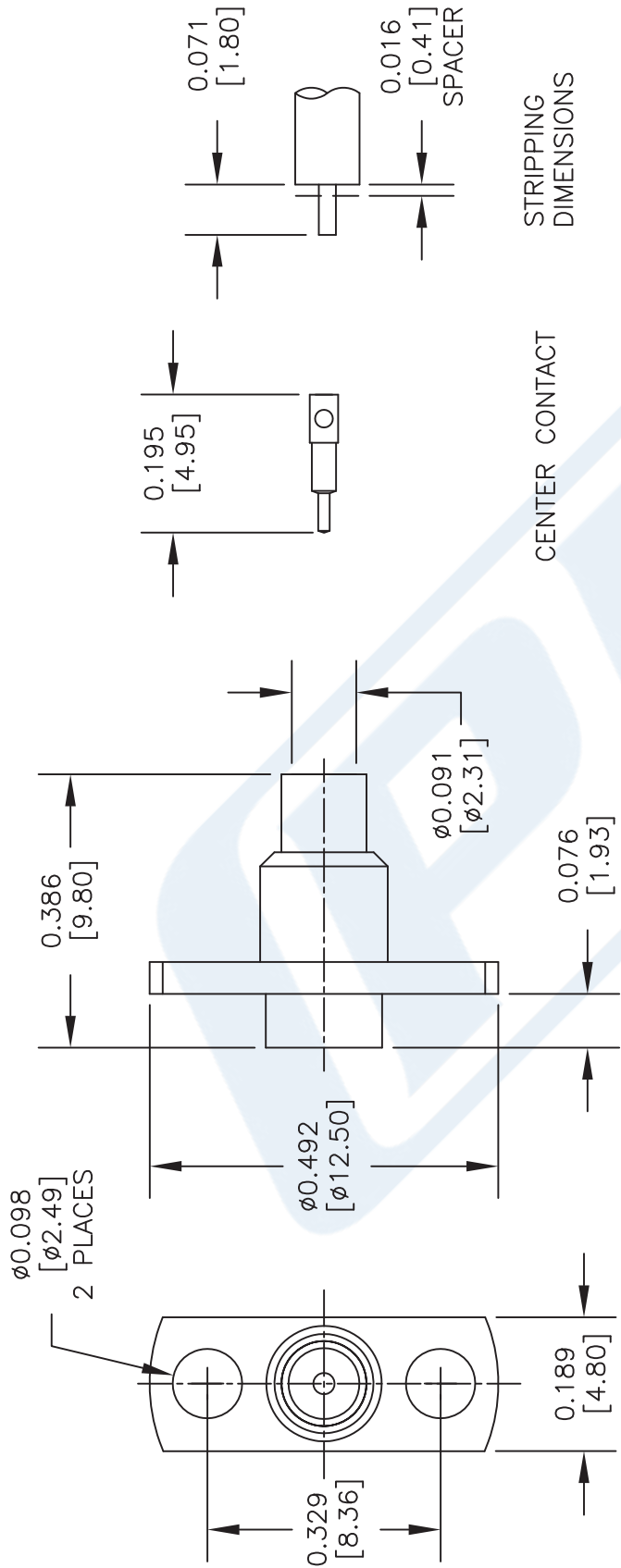
Click the following link (or enter part number in "SEARCH" on website) to obtain additional part information including price, inventory and certifications: [SMP Male Limited Detent Connector Solder Attachment 2 Hole Flange Mount for RG405, PE-SR405FL, PE-SR405FLJ PE45127](#)

URL: <https://www.pasternack.com/smp-male-limited-detent-rg405-pe-sr405fl-pe-sr405flj-connector-pe45127-p.aspx>

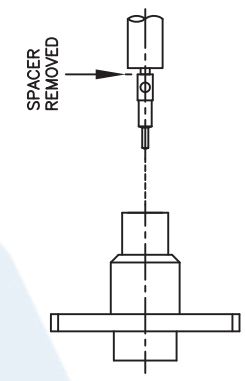
The information contained in this document is accurate to the best of our knowledge and representative of the part described herein. It may be necessary to make modifications to the part and/or the documentation of the part, in order to implement improvements. Pasternack reserves the right to make such changes as required. Unless otherwise stated, all specifications are nominal. Pasternack does not make any representation or warranty regarding the suitability of the part described herein for any particular purpose, and Pasternack does not assume any liability arising out of the use of any part or documentation.

# PE45127 CAD Drawing

SMP Male Limited Detent Connector Solder Attachment 2 Hole  
Flange Mount for RG405, PE-SR405FL, PE-SR405FLJ



CENTER CONTACT  
STRIPPING DIMENSIONS



### ASSEMBLY PROCEDURES

1. STRIP THE CABLE TO THE DIMENSIONS SHOWN, DO NOT NICK CENTER CONDUCTOR.
2. INSERT THE CENTER CONDUCTOR FULLY INTO THE CONTACT USING THE SPACER AND SOLDER. REMOVE THE SPACER AND ANY EXCESS SOLDER.
3. PUSH THE CONTACT INTO THE BODY UNTIL IT SEATS.
4. SOLDER THE OUTER CONDUCTOR TO THE BODY.

DWG TITLE

**PE45127**

NOTES:  
1. UNLESS OTHERWISE SPECIFIED ALL DIMENSIONS ARE NOMINAL.  
2. ALL SPECIFICATIONS ARE SUBJECT TO CHANGE WITHOUT NOTICE AT ANY TIME.  
3. DIMENSIONS ARE IN INCHES [mm].

**PE PASTERNAK**  
THE ENGINEER'S RF SOURCE  
Pasternack Enterprises, Inc.  
P.O. Box 16759 | Irvine | CA | 92623  
Phone: (949) 261-1920 | Fax: (949) 261-7451  
Website: www.pasternack.com | E-Mail: sales@pasternack.com

FSCM NO. 53919

CAD FILE 021115

SCALE N/A

SIZE A

200



# SMP Male Limited Detent Connector Solder Attachment 2 Hole Flange Mount for RG405, PE-SR405FL, PE-SR405FLJ

## RF Connectors Technical Data Sheet

PE45127

### Configuration

- Limited Detent SMP Male Connector
- MIL-STD-348A
- 50 Ohms
- Straight Body Geometry
- Connector Interface Types: RG405, PE-SR405FL, PE-SR405FLJ
- 2 Hole Flange

### Features

- Max. Operating Frequency 18 GHz
- Good VSWR of 1.3:1
- Gold Plated Brass Contact
- 30μ in. minimum contact plating
- Blind Mate Connector

### Applications

- General Purpose Test
- Rack and Panel Mount Applications
- Custom Cable Assemblies

### Description

Pasternack's PE45127 SMP male limited detent 2 hole flange mount connector with solder/solder attachment for RG405, PE-SR405FL and PE-SR405FLJ is part of our full line of RF components available for same-day shipping. Our SMP male connector operates up to a maximum frequency of 18 GHz and offers good VSWR of 1.3:1. The Pasternack blind mate connector is ideal for applications where direct visual or tactile access to the connection point is not possible, for example, when two circuit boards need to be mated. This SMP 2 hole flange connector allows designers to create external connections on their product enclosures, and can be used in a variety of other rack mount and panel mount applications.

Our SMP male 2 hole flange connector PE45127 datasheet specifications and drawing with dimensions are shown below in this PDF. Pasternack's broad catalog of RF, microwave and millimeter wave connectors allows designers to configure and customize their signal connections however they like. Whether the need is to provide an I/O for a board design, or simply create a custom cable assembly configuration, Pasternack has the right connector for the job. Pasternack can also expertly build your custom cable assemblies for you and ship same-day.

### Electrical Specifications

Description	Minimum	Typical	Maximum	Units
Frequency Range	DC		18	GHz
VSWR			1.3:1	
Operating Voltage (AC)			335	Vrms

### Mechanical Specifications

#### Size

Length	0.386 in [9.8 mm]
Width/Dia.	0.189 in [4.80 mm]
Height	0.492 in [12.5 mm]
Weight	0.008 lbs [3.63 g]

Click the following link (or enter part number in "SEARCH" on website) to obtain additional part information including price, inventory and certifications: [SMP Male Limited Detent Connector Solder Attachment 2 Hole Flange Mount for RG405, PE-SR405FL, PE-SR405FLJ PE45127](#)



SMP Male Limited Detent Connector Solder Attachment 2 Hole  
Flange Mount for RG405, PE-SR405FL, PE-SR405FLJ

RF Connectors  
Technical Data Sheet

PE45127

**Material Specifications**

Description	Material	Plating
Contact	Brass	Gold 30μ in. minimum
Insulation	Teflon	
Body	Brass	Gold 3μ in. minimum

**Environmental Specifications**

**Temperature**

Operating Range -65 to +165 deg C

**Compliance Certifications** (see [product page](#) for current document)

**Plotted and Other Data**

Notes:

SMP Male Limited Detent Connector Solder Attachment 2 Hole Flange Mount for RG405, PE-SR405FL, PE-SR405FLJ from Pasternack Enterprises has same day shipment for domestic and International orders. Our RF, microwave and millimeter wave products maintain a 99.4% availability and are part of the broadest selection in the industry.

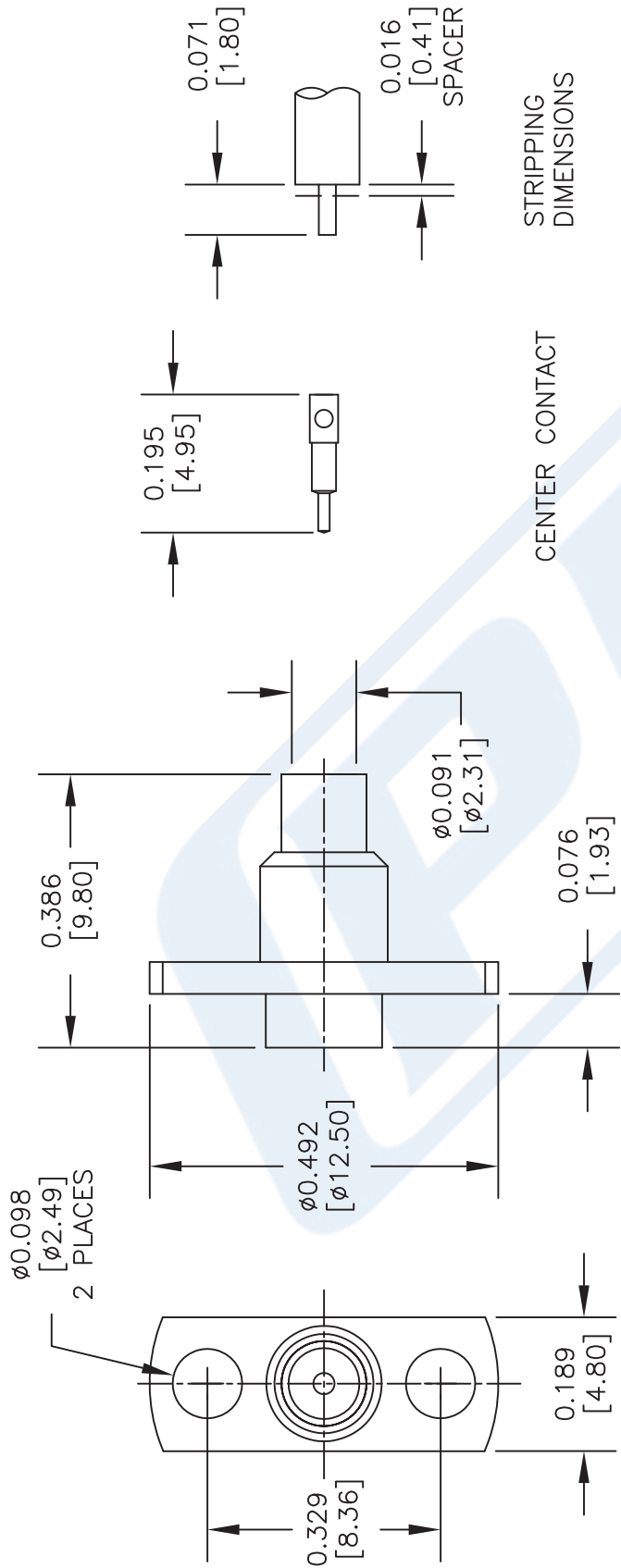
Click the following link (or enter part number in "SEARCH" on website) to obtain additional part information including price, inventory and certifications: [SMP Male Limited Detent Connector Solder Attachment 2 Hole Flange Mount for RG405, PE-SR405FL, PE-SR405FLJ PE45127](#)

URL: <https://www.pasternack.com/smp-male-limited-detent-rg405-pe-sr405fl-pe-sr405flj-connector-pe45127-p.aspx>

The information contained in this document is accurate to the best of our knowledge and representative of the part described herein. It may be necessary to make modifications to the part and/or the documentation of the part, in order to implement improvements. Pasternack reserves the right to make such changes as required. Unless otherwise stated, all specifications are nominal. Pasternack does not make any representation or warranty regarding the suitability of the part described herein for any particular purpose, and Pasternack does not assume any liability arising out of the use of any part or documentation.

# PE45127 CAD Drawing

SMP Male Limited Detent Connector Solder Attachment 2 Hole  
Flange Mount for RG405, PE-SR405FL, PE-SR405FLJ



## ASSEMBLY PROCEDURES

1. STRIP THE CABLE TO THE DIMENSIONS SHOWN, DO NOT NICK CENTER CONDUCTOR.
2. INSERT THE CENTER CONDUCTOR FULLY INTO THE CONTACT USING THE SPACER AND SOLDER. REMOVE THE SPACER AND ANY EXCESS SOLDER.
3. PUSH THE CONTACT INTO THE BODY UNTIL IT SEATS.
4. SOLDER THE OUTER CONDUCTOR TO THE BODY.

DWG TITLE

**PE45127**

NOTES:  
 1. UNLESS OTHERWISE SPECIFIED ALL DIMENSIONS ARE NOMINAL.  
 2. ALL SPECIFICATIONS ARE SUBJECT TO CHANGE WITHOUT NOTICE AT ANY TIME.  
 3. DIMENSIONS ARE IN INCHES [mm].

**PE PASTERNAK**  
 THE ENGINEER'S RF SOURCE  
 Pasternack Enterprises, Inc.  
 P.O. Box 16759 | Irvine | CA | 92623  
 Phone: (949) 261-1920 | Fax: (949) 261-7451  
 Website: www.pasternack.com | E-Mail: sales@pasternack.com

FSCM NO. 53919

CAD FILE 021115

SCALE N/A

SIZE A

200

# RG405 Tinned Coax Cable with Tinned Copper Outer Conductor

## RF Cables Technical Data Sheet

PE-SR405TN

### Configuration

- Semi-Rigid Cable
- MIL-C-17
- 1 Shield(s)

### Electrical Specifications

Description	Minimum	Typical	Maximum	Units
Frequency Range	DC		40	GHz
Impedance		50		Ohms

### Performance by Frequency Band

Description	F1	F2	F3	F4	F5	Units
Frequency	1	10	20			GHz
Attenuation, Typ	22	80	120			dB/100ft
	72.18	262.47	393.7			dB/100m
Input Power (CW), Max	130	35	20			Watts

### Mechanical Specifications

Min. Bend Radius (Installation) 0.05 in [1.27 mm]

### Construction Specifications

Description	Material and Plating	Diameter
Inner Conductor	Copper Clad Steel, Silver, 1 Strand	0.02 in 0.51 mm
Conductor Type	Solid	
Dielectric	PTFE	0.066 in [1.68 mm]
First Shield	Tinned Copper	0.087 in 2.21 mm

Click the following link (or enter part number in "SEARCH" on website) to obtain additional part information including price, inventory and certifications: [RG405 Tinned Coax Cable with Tinned Copper Outer Conductor PE-SR405TN](#)

## RG405 Tinned Coax Cable with Tinned Copper Outer Conductor

### RF Cables Technical Data Sheet

PE-SR405TN

#### Environmental Specifications

##### Temperature

Operating Range

-55 to +125 deg C

**Compliance Certifications** (see [product page](#) for current document)

#### Plotted and Other Data

Notes:

RG405 Tinned Coax Cable with Tinned Copper Outer Conductor from Pasternack Enterprises has same day shipment for domestic and International orders. Our RF, microwave and millimeter wave products maintain a 99.4% availability and are part of the broadest selection in the industry.

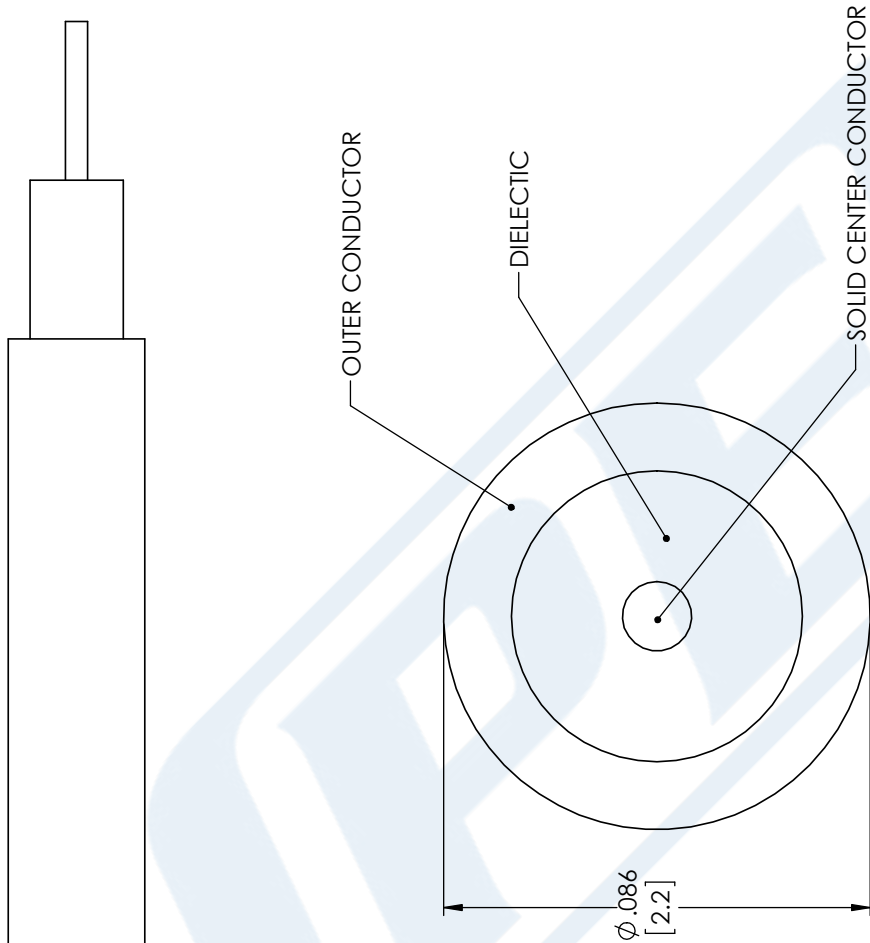
Click the following link (or enter part number in "SEARCH" on website) to obtain additional part information including price, inventory and certifications: [RG405 Tinned Coax Cable with Tinned Copper Outer Conductor PE-SR405TN](#)

URL: <https://www.pasternack.com/50-ohm-semi-rigid-rg405-tinned-tinned-copper-pe-sr405tn-p.aspx>

The information contained in this document is accurate to the best of our knowledge and representative of the part described herein. It may be necessary to make modifications to the part and/or the documentation of the part, in order to implement improvements. Pasternack reserves the right to make such changes as required. Unless otherwise stated, all specifications are nominal. Pasternack does not make any representation or warranty regarding the suitability of the part described herein for any particular purpose, and Pasternack does not assume any liability arising out of the use of any part or documentation.

# PE-SR405TN CAD Drawing

RG405 Tinned Coax Cable with Tinned Copper Outer Conductor



**STANDARD TOLERANCES**

.X ±0.2  
 .XX ±0.01  
 .XXX ±0.005

\*STANDARD TOLERANCES APPLY ONLY TO DIMENSIONS IN INCHES



Pasternack Enterprises, Inc.  
 P.O. Box 16759 | Irvine | CA | 92623  
**Phone:** (949) 261-1920 | **Fax:** (949) 261-7451  
**Website:** www.pasternack.com | **E-Mail:** sales@pasternack.com

DWG TITLE

PE-SR405TN

NOTES:  
 1. UNLESS OTHERWISE SPECIFIED ALL DIMENSIONS ARE NOMINAL.  
 2. ALL SPECIFICATIONS ARE SUBJECT TO CHANGE WITHOUT NOTICE AT ANY TIME.  
 3. DIMENSIONS ARE IN INCHES [mm].

**CAGE CODE 53919**

CAD FILE 11/28/17

SCALE N/A

SIZE A

CN2245