



4.3-10 Male Low PIM Connector Solder Attachment for PE-1/2SFHC, IP67 Rated

RF Connectors Technical Data Sheet

PE45299

Configuration

- 4.3-10 Male Connector
- Straight Body Geometry
- PE-1/2SFHC Interface Type
- Solder/Solder Attachment
- 22 mm Hex
- Low PIM Design

Features

- Max. Operating Frequency 6 GHz
- Excellent VSWR of 1.15:1
- PIM levels lower than -166 dBc
- Silver Plated Brass Contact
- IP 67 (Mated)
- Low Coupling Torque
- Corrosion Resistant Tri-Metal Finish
- Low-PIM rating of -166 dBc

Applications

- General Purpose Test
- Wireless Communications
- Custom Cable Assemblies
- Low PIM Applications
- Mobile Communications Systems
- Base Stations
- Distributed Antenna Systems (DAS)
- Small Cells
- Feeder Cables

Description

Pasternack's PE45299 4.3-10 male connector with solder/solder attachment for PE-1/2SFHC is part of our full line of RF components available for same-day shipping. Our 4.3-10 male connector operates up to a maximum frequency of 6 GHz and offers excellent VSWR of 1.15:1. The 4.3-10 male connector also has low passive intermodulation of -166 dBc. The connector has an IP67 rating to protect against dust and temporary moisture protection under immersion conditions.

Our 4.3-10 male connector PE45299 datasheet specifications and drawing with dimensions are shown below in this PDF. Pasternack's broad catalog of RF, microwave and millimeter wave connectors allows designers to configure and customize their signal connections however they like. Whether the need is to provide an I/O for a board design, or simply create a custom cable assembly configuration, Pasternack has the right connector for the job. Pasternack can also expertly build your custom cable assemblies for you and ship same-day.

Electrical Specifications

Description	Minimum	Typical	Maximum	Units
Frequency Range	DC		6	GHz
VSWR			1.15:1	
Insertion Loss			0.13	dB
Passive Intermodulation		-166		dBc
Operating Voltage (AC)			1,000	Vrms
Dielectric Withstanding Voltage (AC)			2,500	Vrms
Insulation Resistance	5,000			MOhms

Click the following link (or enter part number in "SEARCH" on website) to obtain additional part information including price, inventory and certifications: [4.3-10 Male Low PIM Connector Solder Attachment for PE-1/2SFHC, IP67 Rated PE45299](#)



4.3-10 Male Low PIM Connector Solder Attachment for PE-1/2SFHC, IP67 Rated

RF Connectors Technical Data Sheet

PE45299

Mechanical Specifications

Size

Length	1.1 in [27.94 mm]
Width/Dia.	0.96 in [24.38 mm]
Weight	0.067 lbs [30.39 g]
Mating Cycles	100 Cycles

Material Specifications

Description	Material	Plating
Contact	Brass	Silver
Insulation	PTFE	
Body	Brass	Tri-Metal
Coupling Nut	Brass	Tri-Metal
Gasket	EPDM Rubber	

Environmental Specifications

Temperature

Operating Range	-55 to +90 deg C
Ingress Protection (IP) Rating	IP 67 (Mated)

Click the following link (or enter part number in "SEARCH" on website) to obtain additional part information including price, inventory and certifications: [4.3-10 Male Low PIM Connector Solder Attachment for PE-1/2SFHC, IP67 Rated PE45299](#)



4.3-10 Male Low PIM Connector Solder Attachment for PE-1/2SFHC, IP67 Rated

RF Connectors Technical Data Sheet

PE45299

Compliance Certifications (see [product page](#) for current document)

Plotted and Other Data

Notes:

4.3-10 Male Low PIM Connector Solder Attachment for PE-1/2SFHC, IP67 Rated from Pasternack Enterprises has same day shipment for domestic and International orders. Our RF, microwave and millimeter wave products maintain a 99.4% availability and are part of the broadest selection in the industry.

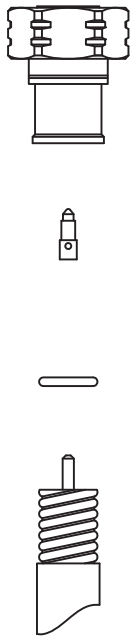
Click the following link (or enter part number in "SEARCH" on website) to obtain additional part information including price, inventory and certifications: [4.3-10 Male Low PIM Connector Solder Attachment for PE-1/2SFHC, IP67 Rated PE45299](#)

URL: <https://www.pasternack.com/4.3-10-male-pe-1-2sfhc-connector-pe45299-p.aspx>

The information contained in this document is accurate to the best of our knowledge and representative of the part described herein. It may be necessary to make modifications to the part and/or the documentation of the part, in order to implement improvements. Pasternack reserves the right to make such changes as required. Unless otherwise stated, all specifications are nominal. Pasternack does not make any representation or warranty regarding the suitability of the part described herein for any particular purpose, and Pasternack does not assume any liability arising out of the use of any part or documentation.

PE45299 CAD Drawing

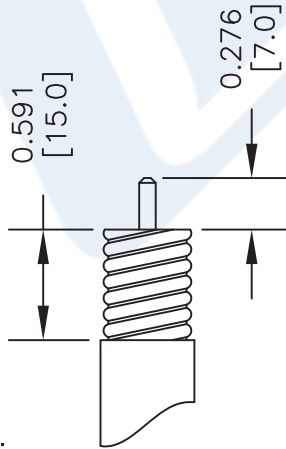
4.3-10 Male Low PIM Connector Solder Attachment for PE-1/2SFHC, IP67 Rated



CABLE INSULATOR CONTACT BODY

ASSEMBLY PROCEDURES

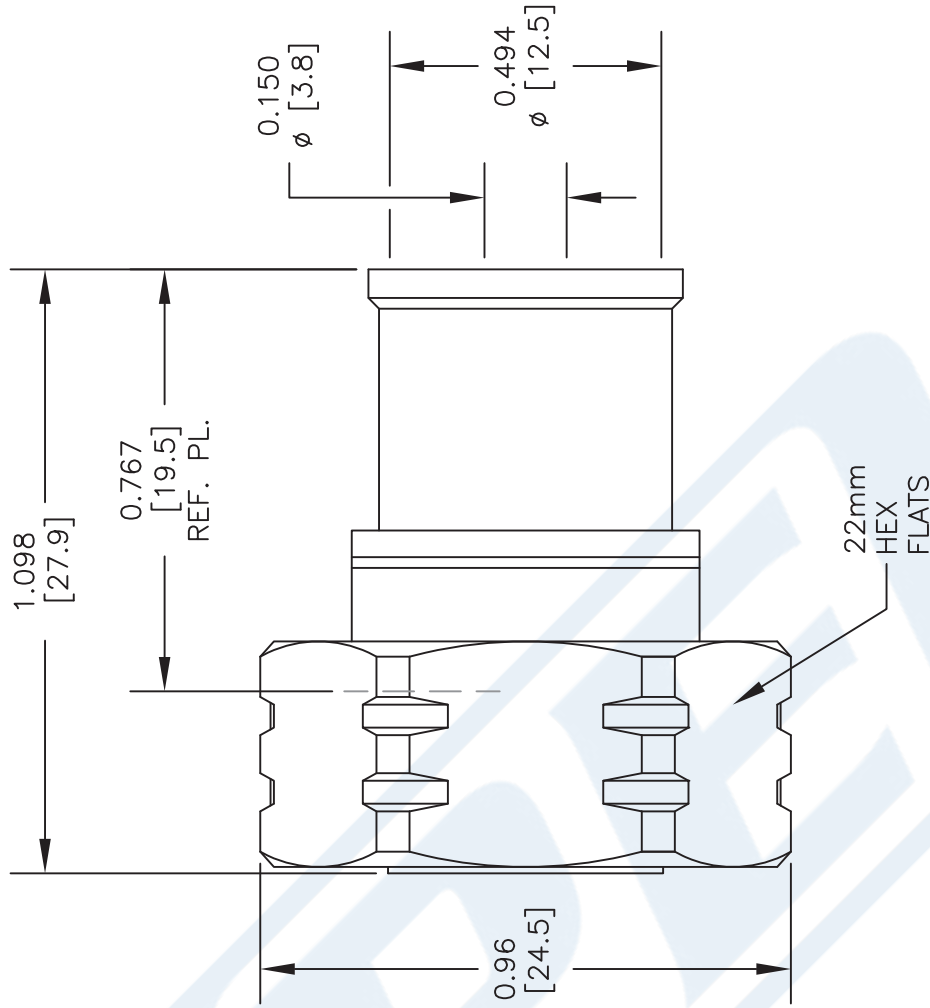
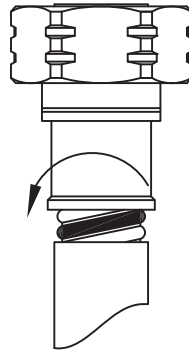
1. STRIP CABLE AS SHOWN, CHAMFER CENTER CONDUCTOR & DEBURR CABLE.



2. INSERT INSULATOR CLIP. INSERT CENTER CONTACT AND SOLDER. WRAP THE CABLE BY SOLDER WIRE (Dia 1.2mm).



3. PUSH THE CONNECTOR BODY INTO THE CABLE, UNTIL IT STOPS. SOLDER THE CONNECTOR BODY WITH CABLE.



STANDARD TOLERANCES

.X ±0.2
.XX ±0.1
.XXX ±0.05

*STANDARD TOLERANCES APPLY ONLY TO DIMENSIONS IN INCHES

NOTES:

1. UNLESS OTHERWISE SPECIFIED ALL DIMENSIONS ARE NOMINAL.
2. ALL SPECIFICATIONS ARE SUBJECT TO CHANGE WITHOUT NOTICE AT ANY TIME.
3. DIMENSIONS ARE IN INCHES [mm].

DWG TITLE

PE45299

CAGE CODE 53919

CAD FILE 011917

SCALE N/A

SIZE A

2233



THE ENGINEER'S RF SOURCE
Pasternack Enterprises, Inc.
P.O. Box 16759 | Irvine | CA | 92623

Phone: (949) 261-1920 | Fax: (949) 261-7451

Website: www.pasternack.com | E-Mail: sales@pasternack.com



4.3-10 Male Low PIM Connector Solder Attachment for PE-1/2SFHC, IP67 Rated

RF Connectors Technical Data Sheet

PE45299

Configuration

- 4.3-10 Male Connector
- Straight Body Geometry
- PE-1/2SFHC Interface Type
- Solder/Solder Attachment
- 22 mm Hex
- Low PIM Design

Features

- Max. Operating Frequency 6 GHz
- Excellent VSWR of 1.15:1
- PIM levels lower than -166 dBc
- Silver Plated Brass Contact
- IP 67 (Mated)
- Low Coupling Torque
- Corrosion Resistant Tri-Metal Finish
- Low-PIM rating of -166 dBc

Applications

- General Purpose Test
- Wireless Communications
- Custom Cable Assemblies
- Low PIM Applications
- Mobile Communications Systems
- Base Stations
- Distributed Antenna Systems (DAS)
- Small Cells
- Feeder Cables

Description

Pasternack's PE45299 4.3-10 male connector with solder/solder attachment for PE-1/2SFHC is part of our full line of RF components available for same-day shipping. Our 4.3-10 male connector operates up to a maximum frequency of 6 GHz and offers excellent VSWR of 1.15:1. The 4.3-10 male connector also has low passive intermodulation of -166 dBc. The connector has an IP67 rating to protect against dust and temporary moisture protection under immersion conditions.

Our 4.3-10 male connector PE45299 datasheet specifications and drawing with dimensions are shown below in this PDF. Pasternack's broad catalog of RF, microwave and millimeter wave connectors allows designers to configure and customize their signal connections however they like. Whether the need is to provide an I/O for a board design, or simply create a custom cable assembly configuration, Pasternack has the right connector for the job. Pasternack can also expertly build your custom cable assemblies for you and ship same-day.

Electrical Specifications

Description	Minimum	Typical	Maximum	Units
Frequency Range	DC		6	GHz
VSWR			1.15:1	
Insertion Loss			0.13	dB
Passive Intermodulation		-166		dBc
Operating Voltage (AC)			1,000	Vrms
Dielectric Withstanding Voltage (AC)			2,500	Vrms
Insulation Resistance	5,000			MOhms

Click the following link (or enter part number in "SEARCH" on website) to obtain additional part information including price, inventory and certifications: [4.3-10 Male Low PIM Connector Solder Attachment for PE-1/2SFHC, IP67 Rated PE45299](#)



4.3-10 Male Low PIM Connector Solder Attachment for PE-1/2SFHC, IP67 Rated

RF Connectors Technical Data Sheet

PE45299

Mechanical Specifications

Size	
Length	1.1 in [27.94 mm]
Width/Dia.	0.96 in [24.38 mm]
Weight	0.067 lbs [30.39 g]
Mating Cycles	100 Cycles

Material Specifications

Description	Material	Plating
Contact	Brass	Silver
Insulation	PTFE	
Body	Brass	Tri-Metal
Coupling Nut	Brass	Tri-Metal
Gasket	EPDM Rubber	

Environmental Specifications

Temperature

Operating Range	-55 to +90 deg C
Ingress Protection (IP) Rating	IP 67 (Mated)

Click the following link (or enter part number in "SEARCH" on website) to obtain additional part information including price, inventory and certifications: [4.3-10 Male Low PIM Connector Solder Attachment for PE-1/2SFHC, IP67 Rated PE45299](#)



4.3-10 Male Low PIM Connector Solder Attachment for PE-1/2SFHC, IP67 Rated

RF Connectors Technical Data Sheet

PE45299

Compliance Certifications (see [product page](#) for current document)

Plotted and Other Data

Notes:

4.3-10 Male Low PIM Connector Solder Attachment for PE-1/2SFHC, IP67 Rated from Pasternack Enterprises has same day shipment for domestic and International orders. Our RF, microwave and millimeter wave products maintain a 99.4% availability and are part of the broadest selection in the industry.

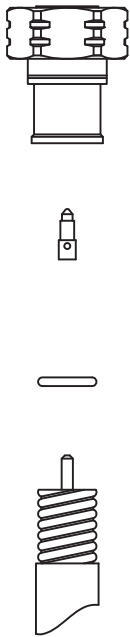
Click the following link (or enter part number in "SEARCH" on website) to obtain additional part information including price, inventory and certifications: [4.3-10 Male Low PIM Connector Solder Attachment for PE-1/2SFHC, IP67 Rated PE45299](#)

URL: <https://www.pasternack.com/4.3-10-male-pe-1-2sfhc-connector-pe45299-p.aspx>

The information contained in this document is accurate to the best of our knowledge and representative of the part described herein. It may be necessary to make modifications to the part and/or the documentation of the part, in order to implement improvements. Pasternack reserves the right to make such changes as required. Unless otherwise stated, all specifications are nominal. Pasternack does not make any representation or warranty regarding the suitability of the part described herein for any particular purpose, and Pasternack does not assume any liability arising out of the use of any part or documentation.

PE45299 CAD Drawing

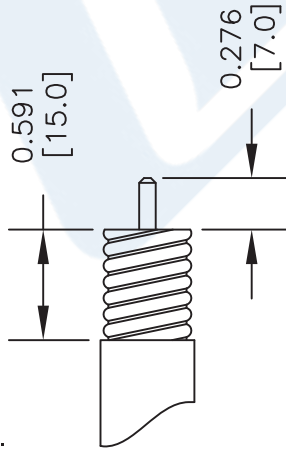
4.3-10 Male Low PIM Connector Solder Attachment for PE-1/2SFHC, IP67 Rated



CABLE INSULATOR CONTACT BODY

ASSEMBLY PROCEDURES

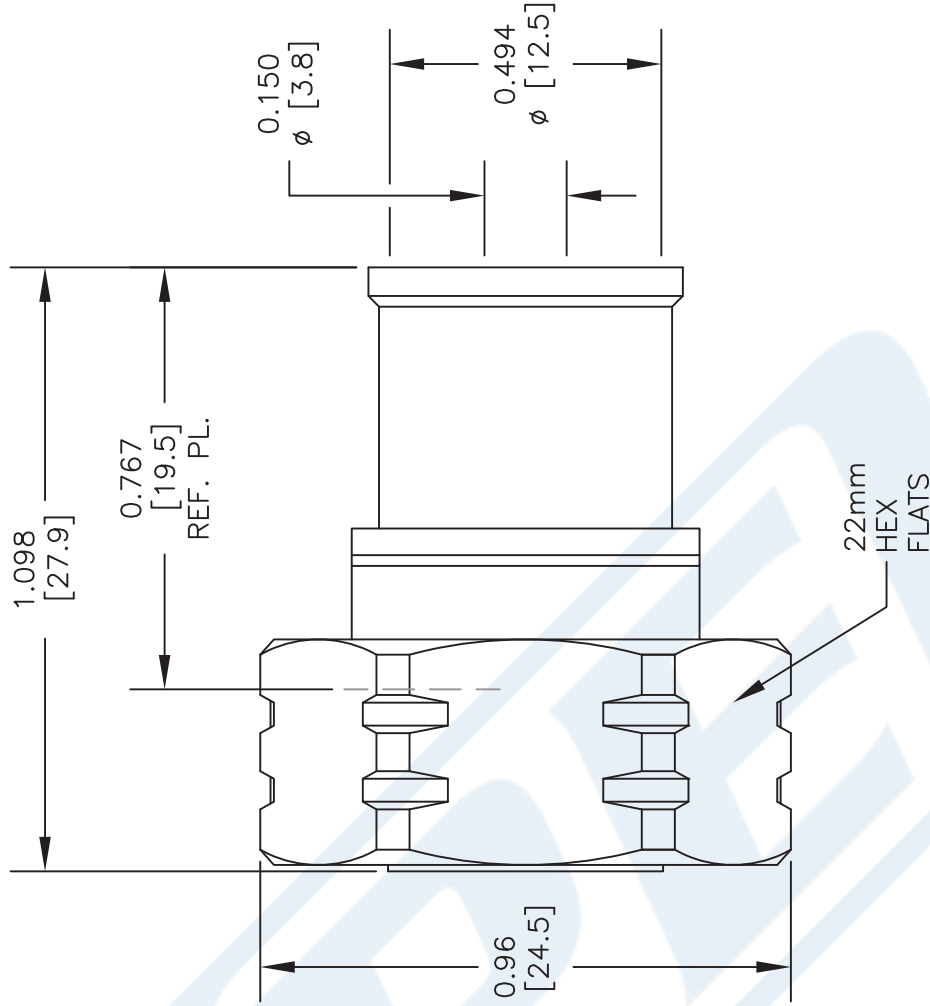
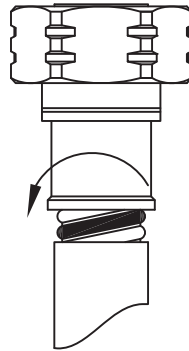
1. STRIP CABLE AS SHOWN, CHAMFER CENTER CONDUCTOR & DEBURR CABLE.



2. INSERT INSULATOR CLIP. INSERT CENTER CONTACT AND SOLDER. WRAP THE CABLE BY SOLDER WIRE (Dia 1.2mm).



3. PUSH THE CONNECTOR BODY INTO THE CABLE, UNTIL IT STOPS. SOLDER THE CONNECTOR BODY WITH CABLE.



STANDARD TOLERANCES

.X ±0.2
.XX ±0.1
.XXX ±0.05

*STANDARD TOLERANCES APPLY ONLY TO DIMENSIONS IN INCHES

NOTES:

1. UNLESS OTHERWISE SPECIFIED ALL DIMENSIONS ARE NOMINAL.
2. ALL SPECIFICATIONS ARE SUBJECT TO CHANGE WITHOUT NOTICE AT ANY TIME.
3. DIMENSIONS ARE IN INCHES [mm].

DWG TITLE

PE45299

CAGE CODE 53919

CAD FILE 011917

SCALE N/A

SIZE A

2233



THE ENGINEER'S RF SOURCE
Pasternack Enterprises, Inc.
P.O. Box 16759 | Irvine | CA | 92623

Phone: (949) 261-1920 | Fax: (949) 261-7451
Website: www.pasternack.com | E-Mail: sales@pasternack.com



Low Loss SPP-500-LLPL Plenum Rated Corrugated Coax Cable with Blue FEP Jacket Superflexible

RF Cables Technical Data Sheet



SPP-500-LLPL

Times Microwave Systems Coax Cable Specification

Configuration

- Low Loss, Plenum Corrugated Cable
- 1 Shield(s)

Features

- PIM < -160 dBc
- UL910 Plenum Rated Cable
- Lightweight and Extremely Flexible
- Low Loss Dielectric 76% VoP
- Shielding >100 dB
- UV Resistant FEP Jacket

Applications

- Distributed Antenna Systems (DAS)
- Plenum Installations
- Small Cells
- Multi-Carrier Communication Systems
- PIM Testing
- Antenna Jumpers

Description

SPP-500-LLPL low loss, low PIM Plenum Rated coax cable by Times Microwave is part of our full line of RF components available for same-day shipping. The SPP-500-LLPL coaxial cable features a low loss dielectric with an 76% velocity of propagation (VoP), BCCAL center conductor and a helically corrugated, copper outer conductor. This cable is UL listed, type CMP (plenum) rated coax. These features combine to make the Times Microwave SPP-500-LLPL a super flexible, low PIM coax cable that is well suited for use as an antenna jumper cable, Distributed Antenna Systems (DAS), small cell, and other applications where Fire Rated material is required. The durable FEP outer jacket makes this cable appropriate for a wide range of indoor or outdoor applications.

Our datasheet specifications and drawing with dimensions for Times Microwave SPP-500-LLPL coax cable are shown below in this PDF. Whether the need is to provide a low PIM jumper connection, low PIM feeder cable or simply create a custom cable assembly configuration, Pasternack has the right SPP-500-LLPL low PIM cable assembly for the job. See our web site to find the right connector cable combination for your application.

Electrical Specifications

Description	Minimum	Typical	Maximum	Units
Frequency Range	DC		5.8	GHz
Impedance		50		Ohms
Velocity of Propagation		76		%
Passive Intermodulation			-160	dBc
Nominal Capacitance		26.2 [85.96]		pF/ft [pF/m]

Click the following link (or enter part number in "SEARCH" on website) to obtain additional part information including price, inventory and certifications: [Low Loss SPP-500-LLPL Plenum Rated Corrugated Coax Cable with Blue FEP Jacket Superflexible SPP-500-LLPL](#)



Low Loss SPP-500-LLPL Plenum Rated Corrugated Coax Cable with Blue FEP Jacket Superflexible

RF Cables
Technical Data Sheet



SPP-500-LLPL

Performance by Frequency Band

Description	F1	F2	F3	F4	F5	Units
Frequency	0.45	1.5	2	2.5	5.8	GHz
Attenuation, Typ	2.29	4.41	5.12	5.82	9.23	dB/100ft
	7.51	14.47	16.8	19.09	30.28	dB/100m
Input Power (CW), Max	2,500	1,340	1,150	1,020	650	Watts

Mechanical Specifications

Diameter	0.5 in [12.7 mm]
Weight	0.072 lbs/ft [0.11 Kg/m]
Min. Bend Radius (Installation)	1.5 in [38.1 mm]

Construction Specifications

Description	Material and Plating	Diameter
Inner Conductor	Copper Clad Aluminum ¹	0.136 in 3.45 mm
Conductor Type	Solid	
Dielectric	PTFE	0.37 in 9.4 mm
Outer Conductor	Copper Corrugated	0.472 in 11.99 mm
Jacket	FEP, Blue	0.5 in [12.7 mm]

Environmental Specifications

Temperature	
Operating Range	-55 to +200 deg C

Click the following link (or enter part number in "SEARCH" on website) to obtain additional part information including price, inventory and certifications: [Low Loss SPP-500-LLPL Plenum Rated Corrugated Coax Cable with Blue FEP Jacket Superflexible SPP-500-LLPL](#)



Low Loss SPP-500-LLPL Plenum Rated Corrugated Coax Cable with Blue FEP Jacket Superflexible

RF Cables Technical Data Sheet



SPP-500-LLPL

Compliance Certifications (see [product page](#) for current document)

Plotted and Other Data

Notes:

Low Loss SPP-500-LLPL Plenum Rated Corrugated Coax Cable with Blue FEP Jacket Superflexible from Pasternack Enterprises has same day shipment for domestic and International orders. Our RF, microwave and millimeter wave products maintain a 99.4% availability and are part of the broadest selection in the industry.

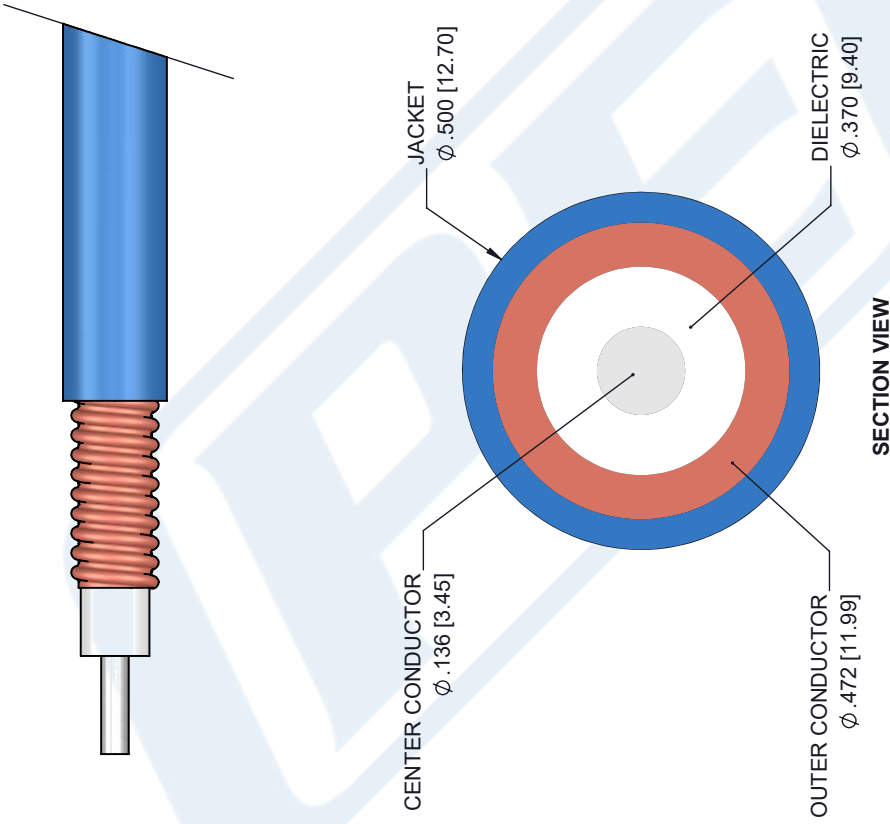
Click the following link (or enter part number in "SEARCH" on website) to obtain additional part information including price, inventory and certifications: [Low Loss SPP-500-LLPL Plenum Rated Corrugated Coax Cable with Blue FEP Jacket Superflexible SPP-500-LLPL](#)

URL: <https://www.pasternack.com/low-loss-corrugated-spp500llpl-fep-jacket-spp-500-llpl-p.aspx>

The information contained in this document is accurate to the best of our knowledge and representative of the part described herein. It may be necessary to make modifications to the part and/or the documentation of the part, in order to implement improvements. Pasternack reserves the right to make such changes as required. Unless otherwise stated, all specifications are nominal. Pasternack does not make any representation or warranty regarding the suitability of the part described herein for any particular purpose, and Pasternack does not assume any liability arising out of the use of any part or documentation.

TIMES MICROWAVE SYSTEMS **SPP-500-LLPL CAD Drawing**
 Low Loss SPP-500-LLPL Plenum Rated Corrugated Coax
 Cable with Blue FEP Jacket Superflexible

REVISIONS			
REV.	DESCRIPTION	DATE	APPROVED
A	INITIAL RELEASE	03/04/19	S. ELLIS



UNLESS OTHERWISE SPECIFIED LEADING DIMENSIONS ARE INCHES DIMENSIONS IN [] ARE MILLIMETERS TOLERANCES: X±.2 [5.08] FRACTIONS XX±.01 [.25] ±1/32 XXX±.005 [1.3] ANGLES ± 1° ALL DIMENSIONS SHOWN ARE FOR REFERENCE ONLY. THIRD-ANGLE PROJECTION		THE INFORMATION AND DESIGN IN THIS DOCUMENT IS THE PROPERTY OF PASTERNAK CORPORATION. ALL RIGHTS RESERVED. SHEET 1 OF 1 SCALE N/A
SIZE CAGE DRAWN BY PART NUMBER A 53919 K.DANG SPP-500-LLPL	REV A	REV A

THESE COMMODITIES, TECHNOLOGY OR SOFTWARE WERE EXPORTED FROM THE UNITED STATES IN ACCORDANCE WITH THE EXPORT ADMINISTRATION REGULATIONS. DIVERSION CONTRARY TO U.S. LAW PROHIBITED.