



## SHV plug clamp right angle for RG214

### RF Connectors Technical Data Sheet

**PE45851**

#### Configuration

- SHV Plug Connector
- MIL-STD-348A
- 50 Ohms
- Right Angle Body Geometry
- Connector Interface Types: RG214

#### Features

- Max. Operating Frequency 300 MHz
- Gold over Nickel over copper Plated Brass Contact

#### Applications

- General Purpose Test
- Custom Cable Assemblies

#### Description

Pasternack's PE45851 SHV plug right angle connector with crimp/solder attachment for RG214 is part of our full line of RF components available for same-day shipping. Our SHV plug connector operates up to a maximum frequency of 300 MHz. Its right angle body geometry allows for easier connections in tight spaces.

Our SHV plug right angle connector PE45851 datasheet specifications and drawing with dimensions are shown below in this PDF. Pasternack's broad catalog of RF, microwave and millimeter wave connectors allows designers to configure and customize their signal connections however they like. Whether the need is to provide an I/O for a board design, or simply create a custom cable assembly configuration, Pasternack has the right connector for the job. Pasternack can also expertly build your custom cable assemblies for you and ship same-day.

#### Electrical Specifications

Description	Minimum	Typical	Maximum	Units
Frequency Range	DC		300	MHz
Operating Voltage (AC)			3,500	Vrms
Dielectric Withstanding Voltage (AC)			5,000	Vrms
Inner Conductor DC Resistance			2	mOhms
Outer Conductor DC Resistance			1.5	mOhms
Insulation Resistance	5,000			MOhms

#### Mechanical Specifications

##### Size

Length	1.43 in [36.32 mm]
Width/Dia.	0.57 in [14.48 mm]
Height	1.57 in [39.88 mm]
Weight	0.048 lbs [21.77 g]

Click the following link (or enter part number in "SEARCH" on website) to obtain additional part information including price, inventory and certifications: [SHV plug clamp right angle for RG214 PE45851](#)



## SHV plug clamp right angle for RG214

### RF Connectors Technical Data Sheet

**PE45851**

#### Material Specifications

Description	Material	Plating
Contact	Brass	Gold over Nickel over copper
Contact Spring		Tinned Copper
Insulation	Teflon	
Body	Brass	Tinned Copper
Coupling Nut	Brass	Tinned Copper
Gasket	Silicon	
Washer	Brass	Tinned Copper N3200-0214-11/W
O-Ring	Silicon	

#### Environmental Specifications

##### Temperature

Operating Range

-65 to +165 deg C

Thermal Shock

MIL-STD-202, Method 107, Condition B

**Compliance Certifications** (see [product page](#) for current document)

#### Plotted and Other Data

Notes:

SHV plug clamp right angle for RG214 from Pasternack Enterprises has same day shipment for domestic and International orders. Our RF, microwave and millimeter wave products maintain a 99.4% availability and are part of the broadest selection in the industry.

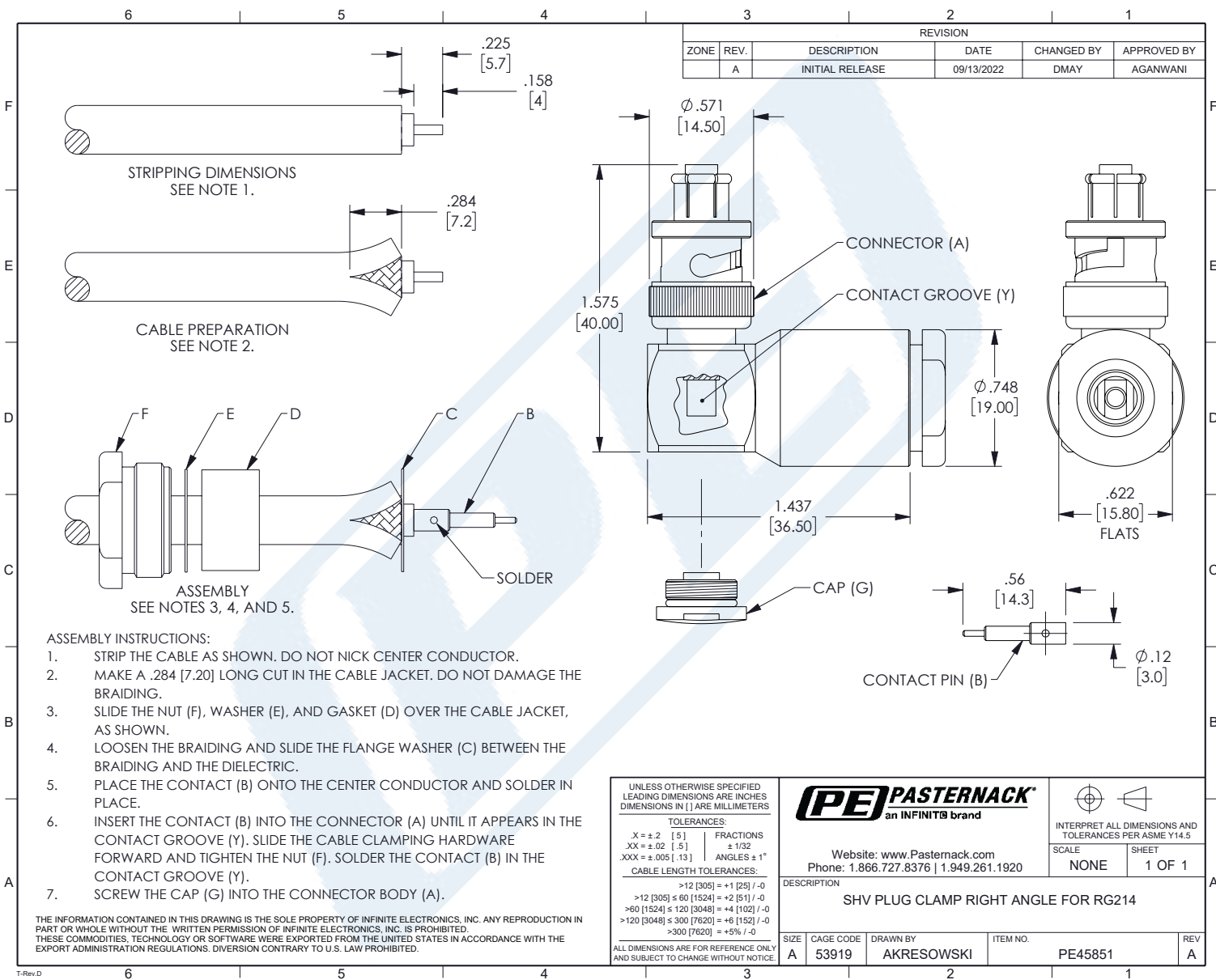
Click the following link (or enter part number in "SEARCH" on website) to obtain additional part information including price, inventory and certifications: [SHV plug clamp right angle for RG214 PE45851](#)

URL: <https://www.pasternack.com/shv-plug-rg214-connector-pe45851-p.aspx>

The information contained in this document is accurate to the best of our knowledge and representative of the part described herein. It may be necessary to make modifications to the part and/or the documentation of the part, in order to implement improvements. Pasternack reserves the right to make such changes as required. Unless otherwise stated, all specifications are nominal. Pasternack does not make any representation or warranty regarding the suitability of the part described herein for any particular purpose, and Pasternack does not assume any liability arising out of the use of any part or documentation.

# PE45851 CAD Drawing

## SHV plug clamp right angle for RG214





## SHV plug crimp for RG11

### RF Connectors Technical Data Sheet

**PE45846**

#### Configuration

- SHV Plug Connector
- MIL-STD-348B
- 50 Ohms
- Straight Body Geometry
- Connector Interface Types: RG11

#### Features

- Max. Operating Frequency 300 MHz
- Gold over Nickel over copper Plated Brass Contact

#### Applications

- General Purpose Test
- Custom Cable Assemblies

#### Description

Pasternack's PE45846 SHV plug connector with crimp/solder attachment for RG11 is part of our full line of RF components available for same-day shipping. Our SHV plug connector operates up to a maximum frequency of 300 MHz.

Our SHV plug connector PE45846 datasheet specifications and drawing with dimensions are shown below in this PDF. Pasternack's broad catalog of RF, microwave and millimeter wave connectors allows designers to configure and customize their signal connections however they like. Whether the need is to provide an I/O for a board design, or simply create a custom cable assembly configuration, Pasternack has the right connector for the job. Pasternack can also expertly build your custom cable assemblies for you and ship same-day.

#### Electrical Specifications

Description	Minimum	Typical	Maximum	Units
Frequency Range	DC		300	MHz
Operating Voltage (AC)			3,500	Vrms
Dielectric Withstanding Voltage (AC)			5,000	Vrms
Inner Conductor DC Resistance			2	mOhms
Outer Conductor DC Resistance			1.5	mOhms
Insulation Resistance	5,000			MOhms

#### Mechanical Specifications

##### Size

Length	2.08 in [52.83 mm]
Width/Dia.	0.57 in [14.48 mm]
Height	0.57 in [14.48 mm]
Weight	0.062 lbs [28.12 g]

Click the following link (or enter part number in "SEARCH" on website) to obtain additional part information including price, inventory and certifications: [SHV plug crimp for RG11 PE45846](#)



## SHV plug crimp for RG11

### RF Connectors Technical Data Sheet

**PE45846**

#### Material Specifications

Description	Material	Plating
Contact	Brass	Gold over Nickel over copper
Contact Spring		Tinned Copper
Insulation	Teflon	
Body	Brass	Tinned Copper
Coupling Nut	Brass	Tinned Copper
Gasket	Silicon	
Crimp Sleeve	Brass	Tinned Copper
Washer	Brass	Tinned Copper BNC3100-6/W

#### Environmental Specifications

##### Temperature

Operating Range

-65 to +165 deg C

Thermal Shock

MIL-STD-202, Method 107, Condition B

**Compliance Certifications** (see [product page](#) for current document)

#### Plotted and Other Data

Notes:

SHV plug crimp for RG11 from Pasternack Enterprises has same day shipment for domestic and International orders. Our RF, microwave and millimeter wave products maintain a 99.4% availability and are part of the broadest selection in the industry.

Click the following link (or enter part number in "SEARCH" on website) to obtain additional part information including price, inventory and certifications: [SHV plug crimp for RG11 PE45846](#)

URL: <https://www.pasternack.com/shv-plug-rg11-connector-pe45846-p.aspx>

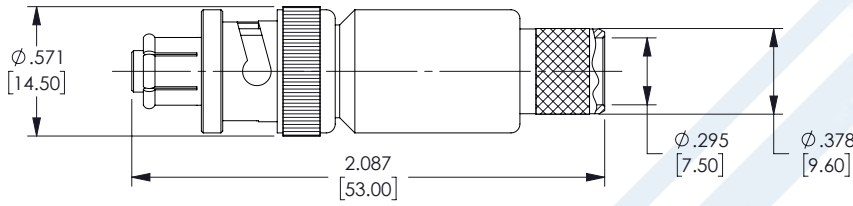
The information contained in this document is accurate to the best of our knowledge and representative of the part described herein. It may be necessary to make modifications to the part and/or the documentation of the part, in order to implement improvements. Pasternack reserves the right to make such changes as required. Unless otherwise stated, all specifications are nominal. Pasternack does not make any representation or warranty regarding the suitability of the part described herein for any particular purpose, and Pasternack does not assume any liability arising out of the use of any part or documentation.

# PE45846 CAD Drawing

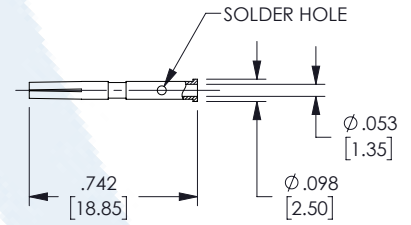
## SHV plug crimp for RG11

### REVISIONS

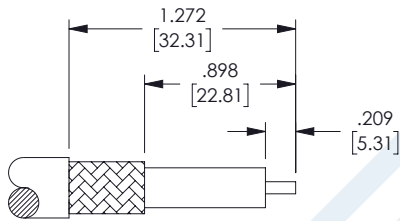
REV.	DESCRIPTION	DATE	APPROVED
A	INITIAL RELEASE	09/13/2022	AGANWANI



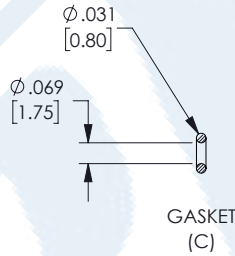
CONNECTOR (A)



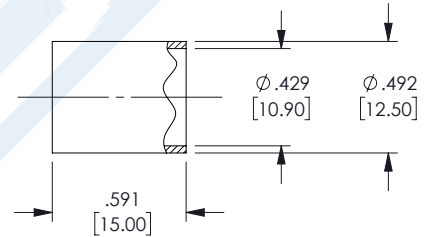
CONTACT (B)



STRIPPING DIMENSIONS



GASKET (C)



FERRULE (D)

### CRIMP SIZE REQUIRED

CONTACT: SOLDER

FERRULE: .421 [10.7] HEX CRIMP TOOL

### ASSEMBLY INSTRUCTIONS:

1. STRIP THE CABLE AS SHOWN. DO NOT NICK CENTER CONDUCTOR.
2. SLIDE THE FERRULE (D) OVER THE CABLE JACKET.
3. PLACE THE GASKET (C) AND THEN THE CONTACT (B) ONTO THE CENTER CONDUCTOR. SOLDER CONTACT TO CENTER CONDUCTOR.
4. LOOSEN THE CABLE BRAID, THEN SLIDE THE CONNECTOR (A) INTO PLACE. THE CABLE BRAID MUST OVERLAP THE KNURLED SECTION AT THE REAR END OF THE CONNECTOR (A).
5. SLIDE THE FERRULE (D) OVER THE CABLE BRAID AND CRIMP IN PLACE.

THESE COMMODITIES, TECHNOLOGY OR SOFTWARE WERE EXPORTED FROM THE UNITED STATES IN ACCORDANCE WITH THE EXPORT ADMINISTRATION REGULATIONS. DIVERSION CONTRARY TO U.S. LAW PROHIBITED.

UNLESS OTHERWISE SPECIFIED LEADING DIMENSIONS ARE INCHES DIMENSIONS IN [ ] ARE MILLIMETERS

#### TOLERANCES:

.X = ±.2 [5.08] FRACTIONS ± 1/32  
 .XX = ±.02 [.51] ANGLES ± 1°  
 .XXX = ±.005 [.13]

#### CABLE LENGTH (L) TOLERANCES:

L ≤ 12 [305] = +1 [25] / -0  
 12 [305] < L ≤ 60 [1524] = +2 [51] / -0  
 60 [1524] < L ≤ 120 [3048] = +4 [102] / -0  
 120 [3048] < L ≤ 300 [7620] = +6 [152] / -0  
 300 [7620] < L = +5%L / -0

ALL DIMENSIONS SHOWN ARE FOR REFERENCE ONLY.



Pasternack Enterprises, Inc.  
 P.O. Box 16759, Irvine, CA 92623.  
 Phone: 1.949.261.1920 | 1.866.727.8376  
 Fax: 1.949.261.7451  
 Website: www.pasternack.com  
 E-mail: sales@pasternack.com

### THIRD-ANGLE PROJECTION

THE INFORMATION AND DESIGN IN THIS DOCUMENT IS THE PROPERTY OF PASTERNAK CORPORATION ALL RIGHTS RESERVED.

SHEET 1 OF 1

SCALE N/A

SIZE	CAGE CODE	DRAWN BY	ITEM NO.	REV
A	53919	AKRESOWSK	PE45846	A

T-Rev.D



## 75 Ohm Flexible RG11 Coax Cable Single Shielded with Black PVC Jacket

### TECHNICAL DATA SHEET

### RG11A/U

75 Ohm Flexible RG11 Coax Cable Single Shielded with Black PVC Jacket

#### Configuration

Inner Conductor Material and Plating	Copper, Tin
Dielectric Type	PE
Shield Materials	Copper
Jacket Material and Color	PVC, Black

#### Electrical Specifications

Impedance, Ohms	75
Velocity of Propagation, %	65.9
Maximum Operating Frequency, MHz	1000
RF Shielding, dB	45
Capacitance, pF/ft [pF/m]	20.5 [67.26]

#### Mechanical Specifications

##### Temperature

Operating Range, deg C	-40 to +80
------------------------	------------

##### Inner Conductor

Number of Strands	7
Material	Copper
Plating	Tin
Diameter, in [mm]	0.048 [1.22]

##### Dielectric:

Type	PE
Diameter, in [mm]	0.285 [7.24]

##### Shield:

Number of	1
Material 1	Copper
Diameter, in [mm]	0.314 [7.98]

##### Jacket:

Material	PVC
Diameter, in [mm]	0.405 [10.29]
Color	Black
One Time Minimum Bend Radius, in [mm]	4.5 [114.3]
Weight, lbs/ft [Kg/m]	0.101 [0.15]

Click the following link (or enter part number in "SEARCH" on website) to obtain additional part information including price, inventory and certifications: [75 Ohm Flexible RG11 Coax Cable Single Shielded with Black PVC Jacket RG11A/U](#)

The information contained in this document is accurate to the best of our knowledge and representative of the part described herein. It may be necessary to make modifications to the part and/or the documentation of the part, in order to implement improvements. Pasternack reserves the right to make such changes as required. Unless otherwise stated, all specifications are nominal.



75 Ohm Flexible RG11 Coax Cable Single  
Shielded with Black PVC Jacket

**TECHNICAL DATA SHEET**

**RG11A/U**

**Compliance Certifications** (visit [www.Pasternack.com](http://www.Pasternack.com) for current document)

RoHS Compliant

Yes

**Plotted and Other Data**

Notes:

Values at 25 °C, sea level

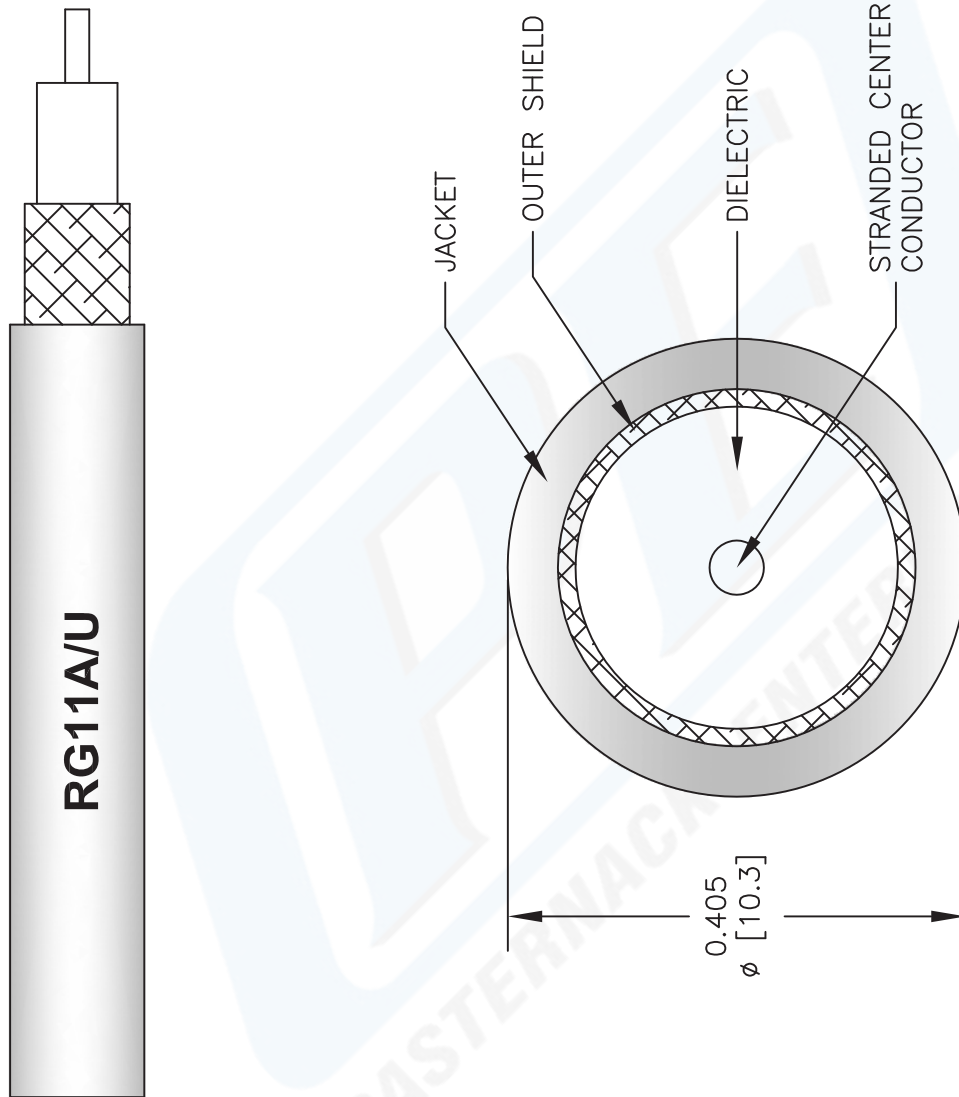
URL: <http://www.pasternack.com/flexible-0.405-rg11-75-ohm-coax-cable-pvc-jacket-rg11a-u-p.aspx>

75 Ohm Flexible RG11 Coax Cable Single Shielded with Black PVC Jacket from Pasternack Enterprises has same day shipment for domestic and International orders. Our RF, microwave and fiber optic products maintain a 99% availability and are part of the broadest selection in the industry.

The information contained in this document is accurate to the best of our knowledge and representative of the part described herein. It may be necessary to make modifications to the part and/or the documentation of the part, in order to implement improvements. Pasternack reserves the right to make such changes as required. Unless otherwise stated, all specifications are nominal.

# RG11A/U CAD Drawing

75 Ohm Flexible RG11 Coax Cable Single Shielded with Black PVC Jacket



NOTES:  
 1. UNLESS OTHERWISE SPECIFIED ALL DIMENSIONS ARE NOMINAL.  
 2. ALL SPECIFICATIONS ARE SUBJECT TO CHANGE WITHOUT NOTICE AT ANY TIME.  
 3. DIMENSIONS ARE IN INCHES [mm].

DWG TITLE  
**RG11A/U**

FSCM NO. 53919

2233

SIZE A

SCALE N/A

CAD FILE 022808-A

**PE PASTERNAK®**  
 Pasternack Enterprises, Inc.  
 P.O. Box 16759 | Irvine | CA | 92623

Phone: (949) 261-1920 | Fax: (949) 261-7451  
 Website: www.pasternack.com | E-Mail: sales@pasternack.com