

3.5mm Female Bulkhead Mount Connector
Clamp/Solder Attachment for PE-SR402AL, PE-SR402FL, RG402, .235 inch D Hole

RF Connectors
Technical Data Sheet

PE4985

Configuration

- 3.5mm Female Connector
- 50 Ohms
- Straight Body Geometry
- Connector Interface Types: PE-SR402AL, PE-SR402FL, RG402
- Bulkhead

Features

- Gold Plated Contact

Applications

- General Purpose Test
- Rack and Panel Mount Applications
- Custom Cable Assemblies

Description

Pasternack's PE4985 3.5mm female bulkhead connector with clamp/solder attachment for PE-SR402AL, PE-SR402FL and RG402 (.235 inch D hole) is part of our full line of RF components available for same-day shipping. This 3.5mm bulkhead connector allows designers to create external connections on their product enclosures, and can be used in a variety of other rack mount and panel mount applications.

Our 3.5mm female bulkhead connector PE4985 datasheet specifications and drawing with dimensions are shown below in this PDF. Pasternack's broad catalog of RF, microwave and millimeter wave connectors allows designers to configure and customize their signal connections however they like. Whether the need is to provide an I/O for a board design, or simply create a custom cable assembly configuration, Pasternack has the right connector for the job. Pasternack can also expertly build your custom cable assemblies for you and ship same-day.

Mechanical Specifications


Size

Length	0.865 in [21.97 mm]
Width/Dia.	0.438 in [11.13 mm]
Weight	0.013 lbs [5.9 g]

Material Specifications

Description	Material	Plating
Contact		Gold
Insulation	PTFE	
Body	Passivated Stainless Steel	

Click the following link (or enter part number in "SEARCH" on website) to obtain additional part information including price, inventory and certifications: [3.5mm Female Bulkhead Mount Connector Clamp/Solder Attachment for PE-SR402AL, PE-SR402FL, RG402, .235 inch D Hole PE4985](#)



3.5mm Female Bulkhead Mount Connector
Clamp/Solder Attachment for PE-SR402AL, PE-
SR402FL, RG402, .235 inch D Hole

RF Connectors
Technical Data Sheet

PE4985

Environmental Specifications

Compliance Certifications (see [product page](#) for current document)

Plotted and Other Data

Notes:

3.5mm Female Bulkhead Mount Connector Clamp/Solder Attachment for PE-SR402AL, PE-SR402FL, RG402, .235 inch D Hole from Pasternack Enterprises has same day shipment for domestic and International orders. Our RF, microwave and millimeter wave products maintain a 99.4% availability and are part of the broadest selection in the industry.

Click the following link (or enter part number in "SEARCH" on website) to obtain additional part information including price, inventory and certifications: [3.5mm Female Bulkhead Mount Connector Clamp/Solder Attachment for PE-SR402AL, PE-SR402FL, RG402, .235 inch D Hole PE4985](#)

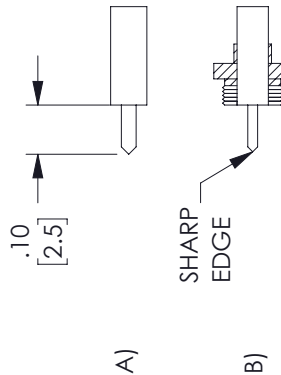
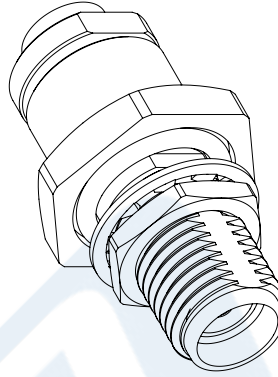
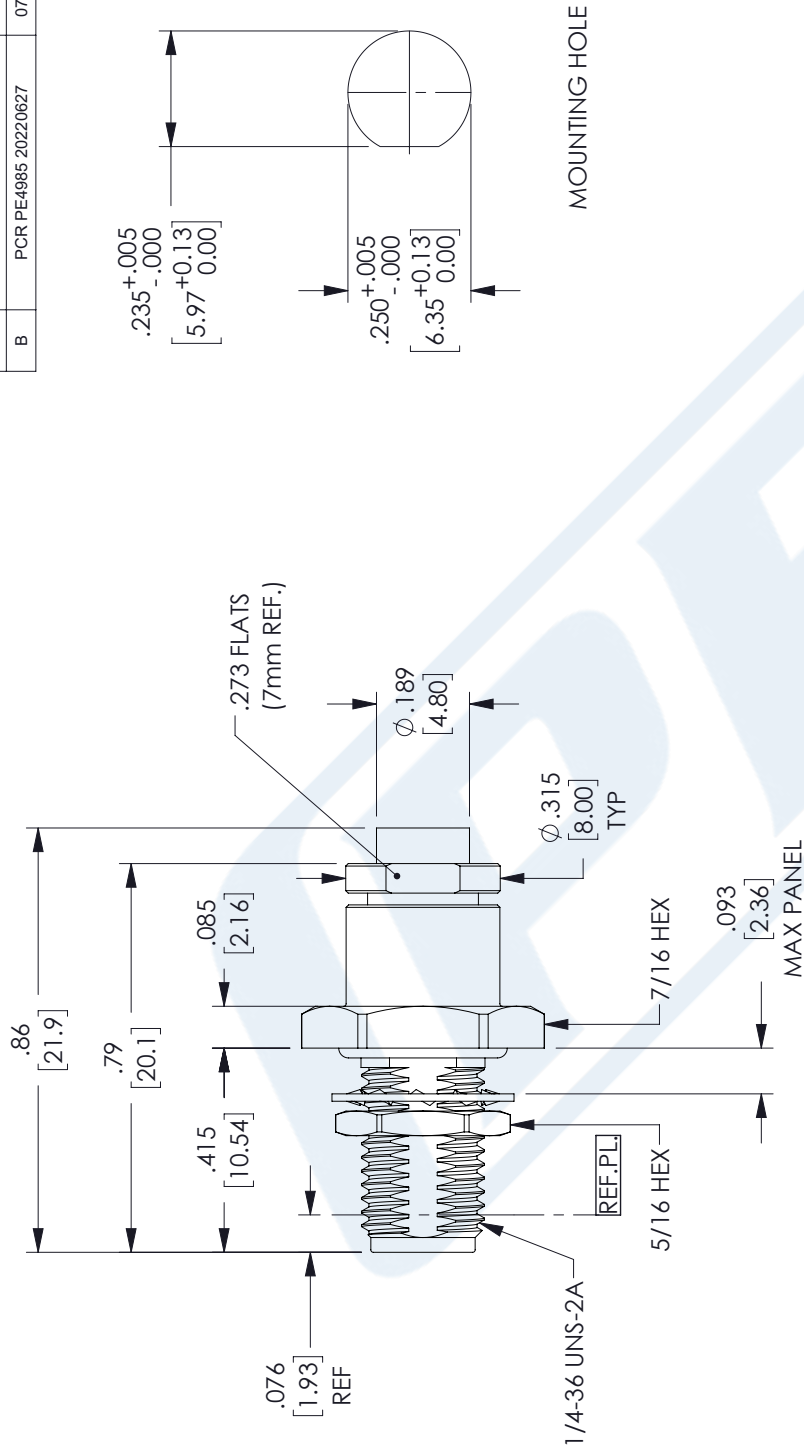
URL: <https://www.pasternack.com/3.5mm-female-pe-sr402al-pe-sr402fl-rg402-connector-pe4985-p.aspx>

The information contained in this document is accurate to the best of our knowledge and representative of the part described herein. It may be necessary to make modifications to the part and/or the documentation of the part, in order to implement improvements. Pasternack reserves the right to make such changes as required. Unless otherwise stated, all specifications are nominal. Pasternack does not make any representation or warranty regarding the suitability of the part described herein for any particular purpose, and Pasternack does not assume any liability arising out of the use of any part or documentation.

PE4985 CAD Drawing

3.5mm Female Bulkhead Mount Connector Clamp/Solder Attachment for PE-SR402AL, PE-SR402FL, RG402, .235 inch D Hole

REV.	DESCRIPTION	DATE	APPROVED
B	PCR PE4985 20220627	07/06/2022	AGANWANI



ASSEMBLY PROCEDURES

1. STRIP CABLE AS SHOWN IN (A). DO NOT NICK CENTER CONDUCTOR.
2. INSERT CABLE THROUGH CLAMP NUT AS SHOWN IN (B). SOLDER OUTER CONDUCTOR TO CLAMP NUT.
3. SCREW ASSEMBLY INTO BODY UNTIL SEATED AND TORQUE 25-30 IN-LBS.

THESE COMMODITIES, TECHNOLOGY OR SOFTWARE WERE EXPORTED FROM THE UNITED STATES IN ACCORDANCE WITH THE EXPORT ADMINISTRATION REGULATIONS. DIVERSION CONTRARY TO U.S. LAW PROHIBITED.

UNLESS OTHERWISE SPECIFIED LEADING DIMENSIONS ARE INCHES DIMENSIONS IN [] ARE MILLIMETERS

TOLERANCES:
 .X = ±.2 [5.08] FRACTIONS ±.132
 .XX = ±.02 [.51] ±.132
 .XXX = ±.005 [.13] ANGLES ± 1°

CABLE LENGTH (L) TOLERANCES:
 L ≤ 12 [305] = +1 [25] / -0
 12 [305] < L ≤ 60 [1524] = +2 [51] / -0
 60 [1524] < L ≤ 120 [3048] = +4 [102] / -0
 120 [3048] < L ≤ 300 [7620] = +6 [152] / -0
 300 [7620] < L = +5%L / -0

ALL DIMENSIONS SHOWN ARE FOR REFERENCE ONLY.



Pasternack Enterprises, Inc.
 P. O. Box 16759, Irvine, CA 92623.
 Phone: 1.949.261.1920 | 1.866.727.8376
 Fax: 1.949.261.7451
 Website: www.pasternack.com
 E-mail: sales@pasternack.com

THIRD-ANGLE PROJECTION	THE INFORMATION AND DESIGN IN THIS DOCUMENT IS THE PROPERTY OF PASTERNAK CORPORATION ALL RIGHTS RESERVED.
SHEET 1 OF 1	SCALE N/A
CAGE CODE A 53919	ITEM NO. PE4985
DRAWN BY KGLEBOVA	REV B



3.5mm Female Bulkhead Mount Connector
Clamp/Solder Attachment for PE-SR402AL, PE-SR402FL, RG402, .235 inch D Hole

RF Connectors
Technical Data Sheet

PE4985

Configuration

- 3.5mm Female Connector
- 50 Ohms
- Straight Body Geometry
- Connector Interface Types: PE-SR402AL, PE-SR402FL, RG402
- Bulkhead

Features

- Gold Plated Contact

Applications

- General Purpose Test
- Rack and Panel Mount Applications
- Custom Cable Assemblies

Description

Pasternack's PE4985 3.5mm female bulkhead connector with clamp/solder attachment for PE-SR402AL, PE-SR402FL and RG402 (.235 inch D hole) is part of our full line of RF components available for same-day shipping. This 3.5mm bulkhead connector allows designers to create external connections on their product enclosures, and can be used in a variety of other rack mount and panel mount applications.

Our 3.5mm female bulkhead connector PE4985 datasheet specifications and drawing with dimensions are shown below in this PDF. Pasternack's broad catalog of RF, microwave and millimeter wave connectors allows designers to configure and customize their signal connections however they like. Whether the need is to provide an I/O for a board design, or simply create a custom cable assembly configuration, Pasternack has the right connector for the job. Pasternack can also expertly build your custom cable assemblies for you and ship same-day.

Mechanical Specifications


Size

Length	0.865 in [21.97 mm]
Width/Dia.	0.438 in [11.13 mm]
Weight	0.013 lbs [5.9 g]

Material Specifications

Description	Material	Plating
Contact		Gold
Insulation	PTFE	
Body	Passivated Stainless Steel	

Click the following link (or enter part number in "SEARCH" on website) to obtain additional part information including price, inventory and certifications: [3.5mm Female Bulkhead Mount Connector Clamp/Solder Attachment for PE-SR402AL, PE-SR402FL, RG402, .235 inch D Hole PE4985](#)



3.5mm Female Bulkhead Mount Connector
Clamp/Solder Attachment for PE-SR402AL, PE-
SR402FL, RG402, .235 inch D Hole

RF Connectors
Technical Data Sheet

PE4985

Environmental Specifications

Compliance Certifications (see [product page](#) for current document)

Plotted and Other Data

Notes:

3.5mm Female Bulkhead Mount Connector Clamp/Solder Attachment for PE-SR402AL, PE-SR402FL, RG402, .235 inch D Hole from Pasternack Enterprises has same day shipment for domestic and International orders. Our RF, microwave and millimeter wave products maintain a 99.4% availability and are part of the broadest selection in the industry.

Click the following link (or enter part number in "SEARCH" on website) to obtain additional part information including price, inventory and certifications: [3.5mm Female Bulkhead Mount Connector Clamp/Solder Attachment for PE-SR402AL, PE-SR402FL, RG402, .235 inch D Hole PE4985](#)

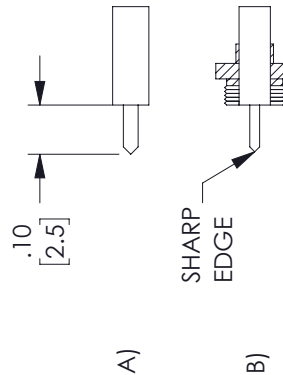
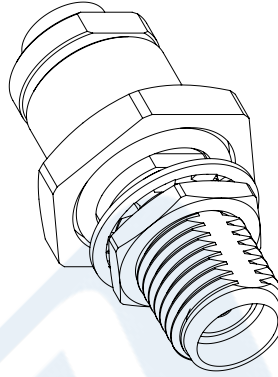
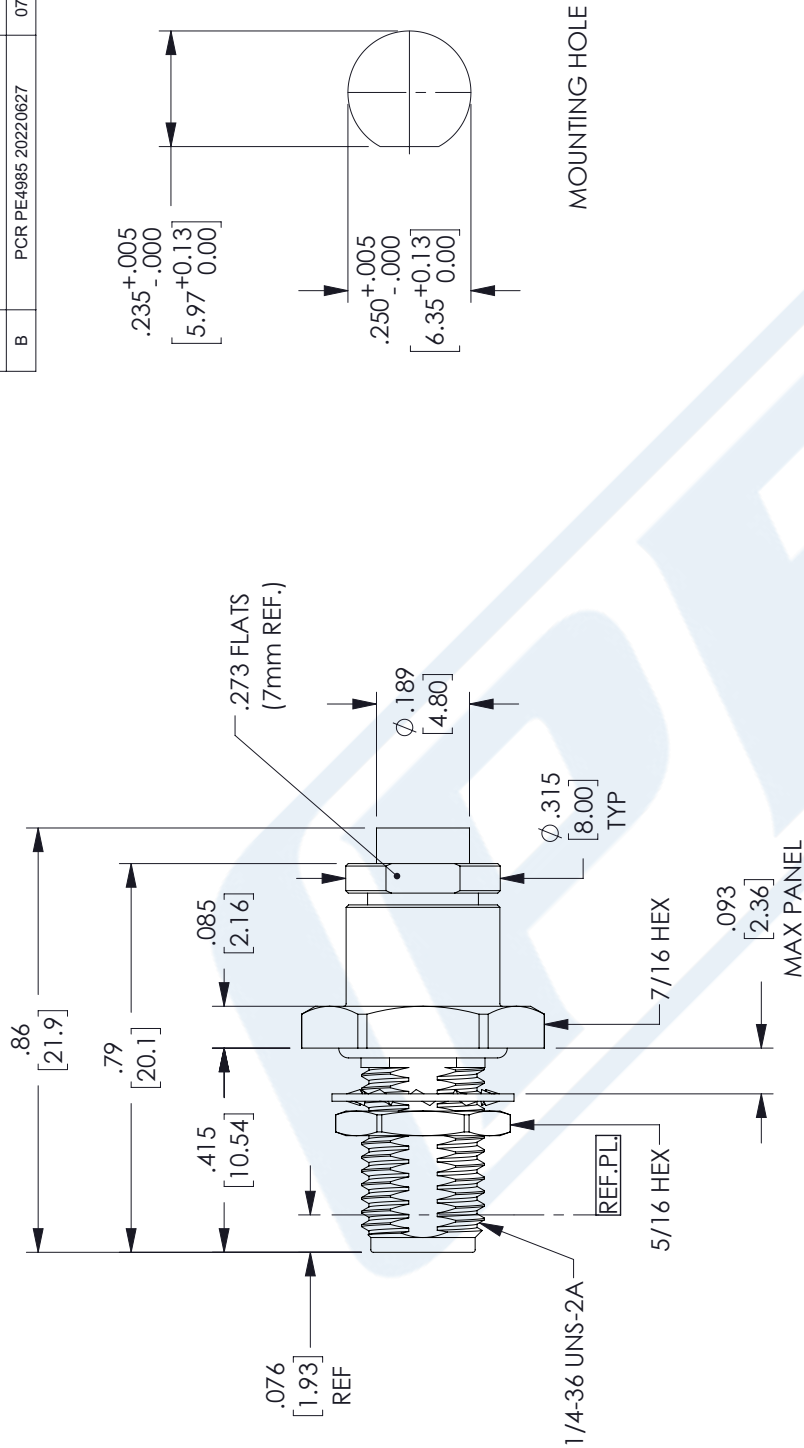
URL: <https://www.pasternack.com/3.5mm-female-pe-sr402al-pe-sr402fl-rg402-connector-pe4985-p.aspx>

The information contained in this document is accurate to the best of our knowledge and representative of the part described herein. It may be necessary to make modifications to the part and/or the documentation of the part, in order to implement improvements. Pasternack reserves the right to make such changes as required. Unless otherwise stated, all specifications are nominal. Pasternack does not make any representation or warranty regarding the suitability of the part described herein for any particular purpose, and Pasternack does not assume any liability arising out of the use of any part or documentation.

PE4985 CAD Drawing

3.5mm Female Bulkhead Mount Connector Clamp/Solder Attachment for PE-SR402AL, PE-SR402FL, RG402, .235 inch D Hole

REV.	DESCRIPTION	DATE	APPROVED
B	PCR PE4985 20220627	07/06/2022	AGANWANI



ASSEMBLY PROCEDURES

1. STRIP CABLE AS SHOWN IN (A). DO NOT NICK CENTER CONDUCTOR.
2. INSERT CABLE THROUGH CLAMP NUT AS SHOWN IN (B). SOLDER OUTER CONDUCTOR TO CLAMP NUT.
3. SCREW ASSEMBLY INTO BODY UNTIL SEATED AND TORQUE 25-30 IN-LBS.

THESE COMMODITIES, TECHNOLOGY OR SOFTWARE WERE EXPORTED FROM THE UNITED STATES IN ACCORDANCE WITH THE EXPORT ADMINISTRATION REGULATIONS. DIVERSION CONTRARY TO U.S. LAW PROHIBITED.

UNLESS OTHERWISE SPECIFIED LEADING DIMENSIONS ARE INCHES DIMENSIONS IN [] ARE MILLIMETERS

TOLERANCES:
 .X = ±.2 [5.08] FRACTIONS ±.132
 .XX = ±.02 [.51] ±.132
 .XXX = ±.005 [.13] ANGLES ± 1°

CABLE LENGTH (L) TOLERANCES:
 L ≤ 12 [305] = +1 [25] / -0
 12 [305] < L ≤ 60 [1524] = +2 [51] / -0
 60 [1524] < L ≤ 120 [3048] = +4 [102] / -0
 120 [3048] < L ≤ 300 [7620] = +6 [152] / -0
 300 [7620] < L = +5%L / -0

ALL DIMENSIONS SHOWN ARE FOR REFERENCE ONLY.



Pasternack Enterprises, Inc.
 P. O. Box 16759, Irvine, CA 92623.
 Phone: 1.949.261.1920 | 1.866.727.8376
 Fax: 1.949.261.7451
 Website: www.pasternack.com
 E-mail: sales@pasternack.com

THIRD-ANGLE PROJECTION	THE INFORMATION AND DESIGN IN THIS DOCUMENT IS THE PROPERTY OF PASTERNAK CORPORATION ALL RIGHTS RESERVED.
SHEET 1 OF 1	SCALE N/A
CAGE CODE A 53919	ITEM NO. PE4985
DRAWN BY KGLEBOVA	REV B

RG402 Coax Cable with Copper Outer Conductor

RF Cables Technical Data Sheet

RG402/U

Configuration

- Semi-Rigid Cable
- M17/130-RG402
- 1 Shield(s)

Electrical Specifications

Description	Minimum	Typical	Maximum	Units
Frequency Range	DC		34	GHz
Impedance		50		Ohms
Velocity of Propagation		69.5		%
Dielectric Withstanding Voltage (AC)			5,000	Vrms
Corona Discharge at 60 Hz			1,900	Vrms

Performance by Frequency Band

Description	F1	F2	F3	F4	F5	Units
Frequency	0.5	1	5	10	18	GHz
Attenuation, Typ	7.6	11.1	28.1	43.4	63.6	dB/100ft dB/100m
	24.93	36.42	92.19	142.39	208.66	
Input Power (CW), Max	600	450	180	120	73	Watts

Description	F6	F7	F8	F9	F10	Units
Frequency	26.5					GHz
Attenuation, Typ	82.8					dB/100ft dB/100m
	271.65					
Input Power (CW), Max	70					Watts

Mechanical Specifications

Min. Bend Radius (Repeated) 0.25 in [6.35 mm]

Click the following link (or enter part number in "SEARCH" on website) to obtain additional part information including price, inventory and certifications: [RG402 Coax Cable with Copper Outer Conductor RG402/U](#)

RG402 Coax Cable with Copper Outer Conductor

RF Cables Technical Data Sheet

RG402/U

Construction Specifications

Description	Material and Plating	Diameter
Inner Conductor	Copper Clad Steel, Silver, 1 Strand	0.036 in 0.91 mm
Conductor Type	Solid	
Dielectric	PTFE	0.118 in [3 mm]
Outer Conductor	Copper .141	
Jacket	Tan	

Environmental Specifications

Temperature

Operating Range -55 to +125 deg C

Compliance Certifications (see [product page](#) for current document)

Plotted and Other Data

Notes:

RG402 Coax Cable with Copper Outer Conductor from Pasternack Enterprises has same day shipment for domestic and International orders. Our RF, microwave and millimeter wave products maintain a 99.4% availability and are part of the broadest selection in the industry.

Click the following link (or enter part number in "SEARCH" on website) to obtain additional part information including price, inventory and certifications: [RG402 Coax Cable with Copper Outer Conductor RG402/U](#)

URL: <https://www.pasternack.com/semirigid-0.141-rg402-50-ohm-coax-cable-copper-rg402-u-p.aspx>

The information contained in this document is accurate to the best of our knowledge and representative of the part described herein. It may be necessary to make modifications to the part and/or the documentation of the part, in order to implement improvements. Pasternack reserves the right to make such changes as required. Unless otherwise stated, all specifications are nominal. Pasternack does not make any representation or warranty regarding the suitability of the part described herein for any particular purpose, and Pasternack does not assume any liability arising out of the use of any part or documentation.

RG402/U CAD Drawing

RG402 Coax Cable with Copper Outer Conductor



NOTES:
1. UNLESS OTHERWISE SPECIFIED ALL DIMENSIONS ARE NOMINAL.
2. ALL SPECIFICATIONS ARE SUBJECT TO CHANGE WITHOUT NOTICE AT ANY TIME.
3. DIMENSIONS ARE IN INCHES [mm].

DWG TITLE

RG402/U

FSCM NO. 53919

CAD FILE 111816

SCALE N/A

SIZE A

41742

(PE) PASTERNAK®
THE ENGINEER'S RF SOURCE

Pasternack Enterprises, Inc.
P.O. Box 16759 | Irvine | CA | 92623
Phone: (949) 261-1920 | Fax: (949) 261-7451
Website: www.pasternack.com | E-Mail: sales@pasternack.com