



SHV plug crimp right angle for RG59

RF Connectors Technical Data Sheet

PE45847

Configuration

- SHV Plug Connector
- MIL-STD-348B
- 50 Ohms
- Right Angle Body Geometry
- Connector Interface Types: RG59

Features

- Max. Operating Frequency 300 MHz
- Gold over Nickel over copper Plated Brass Contact

Applications

- General Purpose Test
- Custom Cable Assemblies

Description

Pasternack's PE45847 SHV plug right angle connector with crimp/solder attachment for RG59 is part of our full line of RF components available for same-day shipping. Our SHV plug connector operates up to a maximum frequency of 300 MHz. Its right angle body geometry allows for easier connections in tight spaces.

Our SHV plug right angle connector PE45847 datasheet specifications and drawing with dimensions are shown below in this PDF. Pasternack's broad catalog of RF, microwave and millimeter wave connectors allows designers to configure and customize their signal connections however they like. Whether the need is to provide an I/O for a board design, or simply create a custom cable assembly configuration, Pasternack has the right connector for the job. Pasternack can also expertly build your custom cable assemblies for you and ship same-day.

Electrical Specifications

Description	Minimum	Typical	Maximum	Units
Frequency Range	DC		300	MHz
Operating Voltage (AC)			3,500	Vrms
Dielectric Withstanding Voltage (AC)			5,000	Vrms
Inner Conductor DC Resistance			2	mOhms
Outer Conductor DC Resistance			1.5	mOhms
Insulation Resistance	50,000			MOhms

Mechanical Specifications

Size

Length	1.01 in [25.65 mm]
Width/Dia.	0.57 in [14.48 mm]
Height	1.48 in [37.59 mm]
Weight	0.062 lbs [28.12 g]

Click the following link (or enter part number in "SEARCH" on website) to obtain additional part information including price, inventory and certifications: [SHV plug crimp right angle for RG59 PE45847](#)



SHV plug crimp right angle for RG59

RF Connectors Technical Data Sheet

PE45847

Material Specifications

Description	Material	Plating
Contact	Brass	Gold over Nickel over copper
Contact Spring		Tinned Copper
Insulation	Teflon	
Body	Brass	Tinned Copper
Coupling Nut	Brass	Tinned Copper
Gasket	Silicone	
Crimp Sleeve	Brass	Tinned Copper
Washer	Brass	Tinned Copper BNC3100-4/W

Environmental Specifications

Temperature

Operating Range
Thermal Shock

-65 to +165 deg C
MIL-STD-202, Method 107, Condition B

Compliance Certifications (see [product page](#) for current document)

Plotted and Other Data

Notes:

SHV plug crimp right angle for RG59 from Pasternack Enterprises has same day shipment for domestic and International orders. Our RF, microwave and millimeter wave products maintain a 99.4% availability and are part of the broadest selection in the industry.

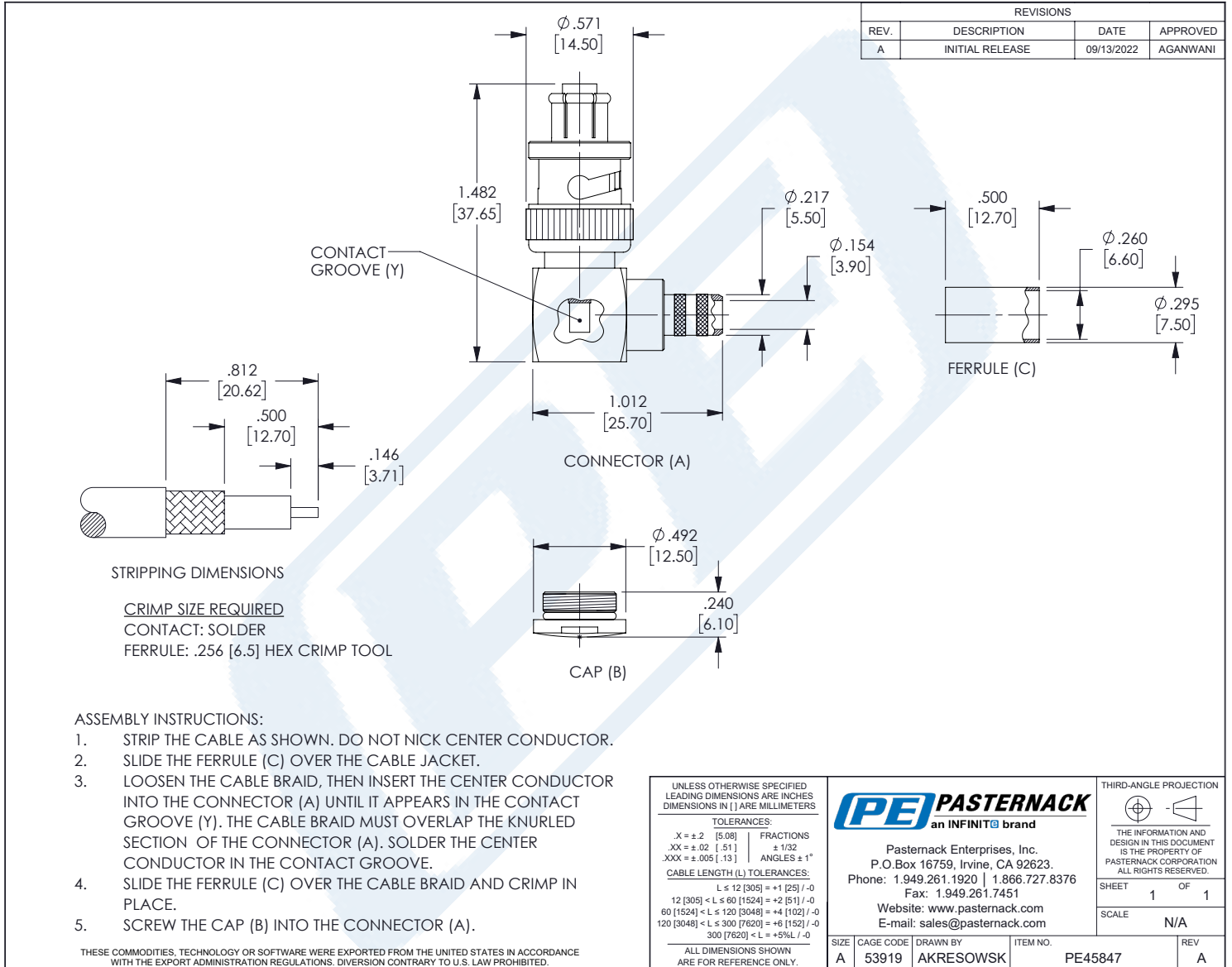
Click the following link (or enter part number in "SEARCH" on website) to obtain additional part information including price, inventory and certifications: [SHV plug crimp right angle for RG59 PE45847](#)

URL: <https://www.pasternack.com/shv-plug-rg59-connector-pe45847-p.aspx>

The information contained in this document is accurate to the best of our knowledge and representative of the part described herein. It may be necessary to make modifications to the part and/or the documentation of the part, in order to implement improvements. Pasternack reserves the right to make such changes as required. Unless otherwise stated, all specifications are nominal. Pasternack does not make any representation or warranty regarding the suitability of the part described herein for any particular purpose, and Pasternack does not assume any liability arising out of the use of any part or documentation.

PE45847 CAD Drawing

SHV plug crimp right angle for RG59



T-Rev.D



SHV plug crimp right angle for RG59

RF Connectors Technical Data Sheet

PE45847

Configuration

- SHV Plug Connector
- MIL-STD-348B
- 50 Ohms
- Right Angle Body Geometry
- Connector Interface Types: RG59

Features

- Max. Operating Frequency 300 MHz
- Gold over Nickel over copper Plated Brass Contact

Applications

- General Purpose Test
- Custom Cable Assemblies

Description

Pasternack's PE45847 SHV plug right angle connector with crimp/solder attachment for RG59 is part of our full line of RF components available for same-day shipping. Our SHV plug connector operates up to a maximum frequency of 300 MHz. Its right angle body geometry allows for easier connections in tight spaces.

Our SHV plug right angle connector PE45847 datasheet specifications and drawing with dimensions are shown below in this PDF. Pasternack's broad catalog of RF, microwave and millimeter wave connectors allows designers to configure and customize their signal connections however they like. Whether the need is to provide an I/O for a board design, or simply create a custom cable assembly configuration, Pasternack has the right connector for the job. Pasternack can also expertly build your custom cable assemblies for you and ship same-day.

Electrical Specifications

Description	Minimum	Typical	Maximum	Units
Frequency Range	DC		300	MHz
Operating Voltage (AC)			3,500	Vrms
Dielectric Withstanding Voltage (AC)			5,000	Vrms
Inner Conductor DC Resistance			2	mOhms
Outer Conductor DC Resistance			1.5	mOhms
Insulation Resistance	50,000			MOhms

Mechanical Specifications

Size

Length	1.01 in [25.65 mm]
Width/Dia.	0.57 in [14.48 mm]
Height	1.48 in [37.59 mm]
Weight	0.062 lbs [28.12 g]

Click the following link (or enter part number in "SEARCH" on website) to obtain additional part information including price, inventory and certifications: [SHV plug crimp right angle for RG59 PE45847](#)



SHV plug crimp right angle for RG59

RF Connectors Technical Data Sheet

PE45847

Material Specifications

Description	Material	Plating
Contact	Brass	Gold over Nickel over copper
Contact Spring		Tinned Copper
Insulation	Teflon	
Body	Brass	Tinned Copper
Coupling Nut	Brass	Tinned Copper
Gasket	Silicone	
Crimp Sleeve	Brass	Tinned Copper
Washer	Brass	Tinned Copper BNC3100-4/W

Environmental Specifications

Temperature

Operating Range
Thermal Shock

-65 to +165 deg C
MIL-STD-202, Method 107, Condition B

Compliance Certifications (see [product page](#) for current document)

Plotted and Other Data

Notes:

SHV plug crimp right angle for RG59 from Pasternack Enterprises has same day shipment for domestic and International orders. Our RF, microwave and millimeter wave products maintain a 99.4% availability and are part of the broadest selection in the industry.

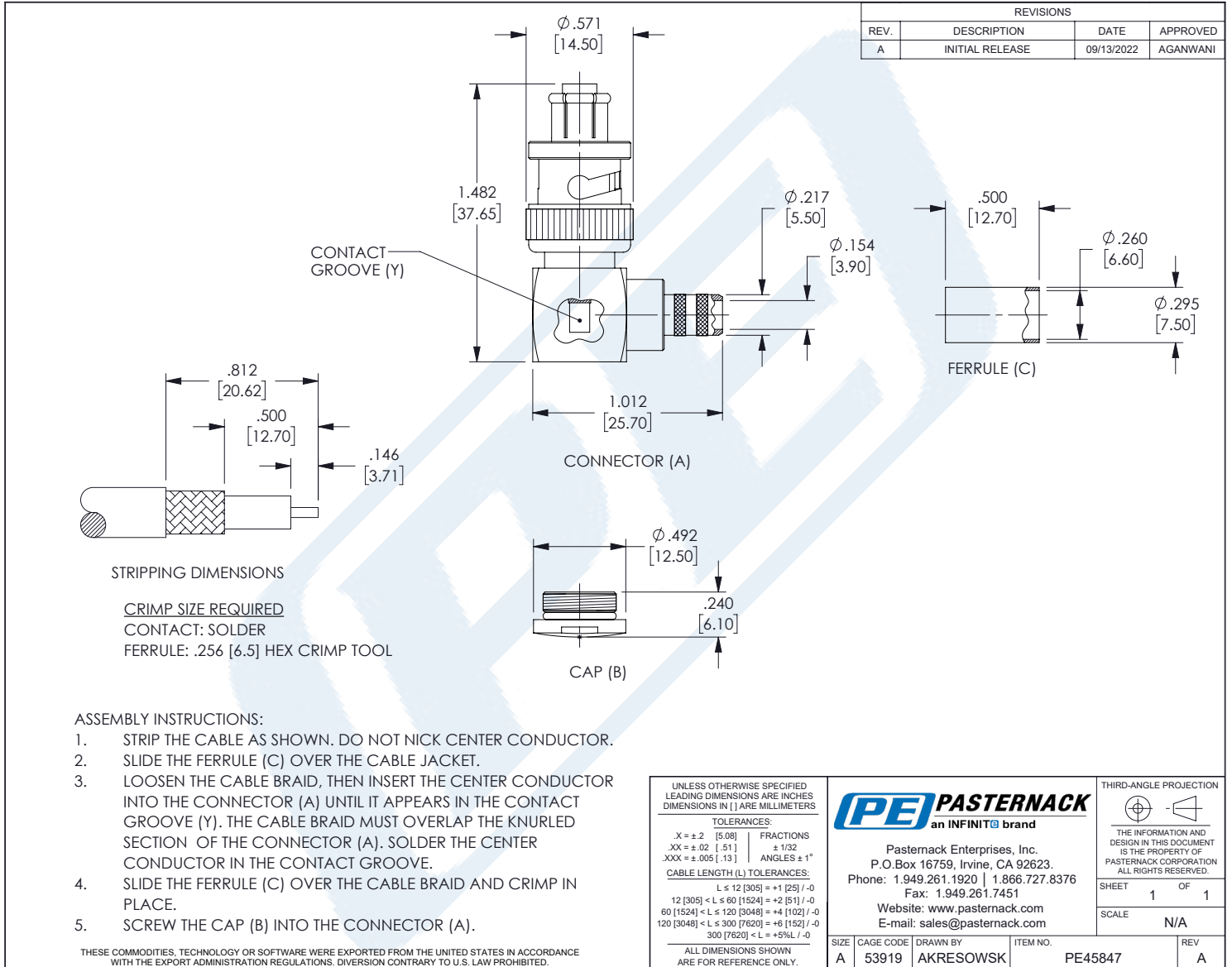
Click the following link (or enter part number in "SEARCH" on website) to obtain additional part information including price, inventory and certifications: [SHV plug crimp right angle for RG59 PE45847](#)

URL: <https://www.pasternack.com/shv-plug-rg59-connector-pe45847-p.aspx>

The information contained in this document is accurate to the best of our knowledge and representative of the part described herein. It may be necessary to make modifications to the part and/or the documentation of the part, in order to implement improvements. Pasternack reserves the right to make such changes as required. Unless otherwise stated, all specifications are nominal. Pasternack does not make any representation or warranty regarding the suitability of the part described herein for any particular purpose, and Pasternack does not assume any liability arising out of the use of any part or documentation.

PE45847 CAD Drawing

SHV plug crimp right angle for RG59



T-Rev.D

93 Ohm Flexible RG62 Coax Cable Single Shielded with Black PVC Jacket

TECHNICAL DATA SHEET

RG62A/U

93 Ohm Flexible RG62 Coax Cable Single Shielded with Black PVC Jacket

Configuration

Inner Conductor Material and Plating	Copper Clad Steel
Dielectric Type	PE (AS)
Shield Materials	Copper Braid
Jacket Material and Color	PVC, Black

Electrical Specifications

Impedance, Ohms	93
Velocity of Propagation, %	83
Maximum Operating Frequency, MHz	1000
RF Shielding, dB	45
Capacitance, pF/ft [pF/m]	14.5 [47.57]

Electrical Specifications by Frequency

Frequency 1

Frequency, MHz	10
Attenuation, dB/100ft [dB/100m]	0.9 [2.95]

Frequency 2

Frequency, MHz	200
Attenuation, dB/100ft [dB/100m]	3.8 [12.47]

Frequency 3

Frequency, MHz	1000
Attenuation, dB/100ft [dB/100m]	8.7 [28.54]

Mechanical Specifications

Temperature

Operating Range, deg C	-40 to +80
------------------------	------------

Inner Conductor

Number of Strands	1
Material	Copper Clad Steel
Diameter, in [mm]	0.025 [0.64]

Dielectric:

Type	PE (AS)
Diameter, in [mm]	0.146 [3.71]

Click the following link (or enter part number in "SEARCH" on website) to obtain additional part information including price, inventory and certifications: [93 Ohm Flexible RG62 Coax Cable Single Shielded with Black PVC Jacket RG62A/U](#)

The information contained in this document is accurate to the best of our knowledge and representative of the part described herein. It may be necessary to make modifications to the part and/or the documentation of the part, in order to implement improvements. Pasternack reserves the right to make such changes as required. Unless otherwise stated, all specifications are nominal.

93 Ohm Flexible RG62 Coax Cable Single
Shielded with Black PVC Jacket

TECHNICAL DATA SHEET

RG62A/U

Shield:

Number of	1
Material 1	Copper Braid

Jacket:

Material	PVC
Diameter, in [mm]	0.242 [6.15]
Color	Black
One Time Minimum Bend Radius, in [mm]	2.5 [63.5]
Weight, lbs/ft [Kg/m]	0.038 [0.06]

Compliance Certifications (visit www.Pasternack.com for current document)

Plotted and Other Data

Notes: Values at 25 °C, sea level

93 Ohm Flexible RG62 Coax Cable Single Shielded with Black PVC Jacket from Pasternack Enterprises has same day shipment for domestic and International orders. Our RF, microwave and fiber optic products maintain a 99% availability and are part of the broadest selection in the industry.

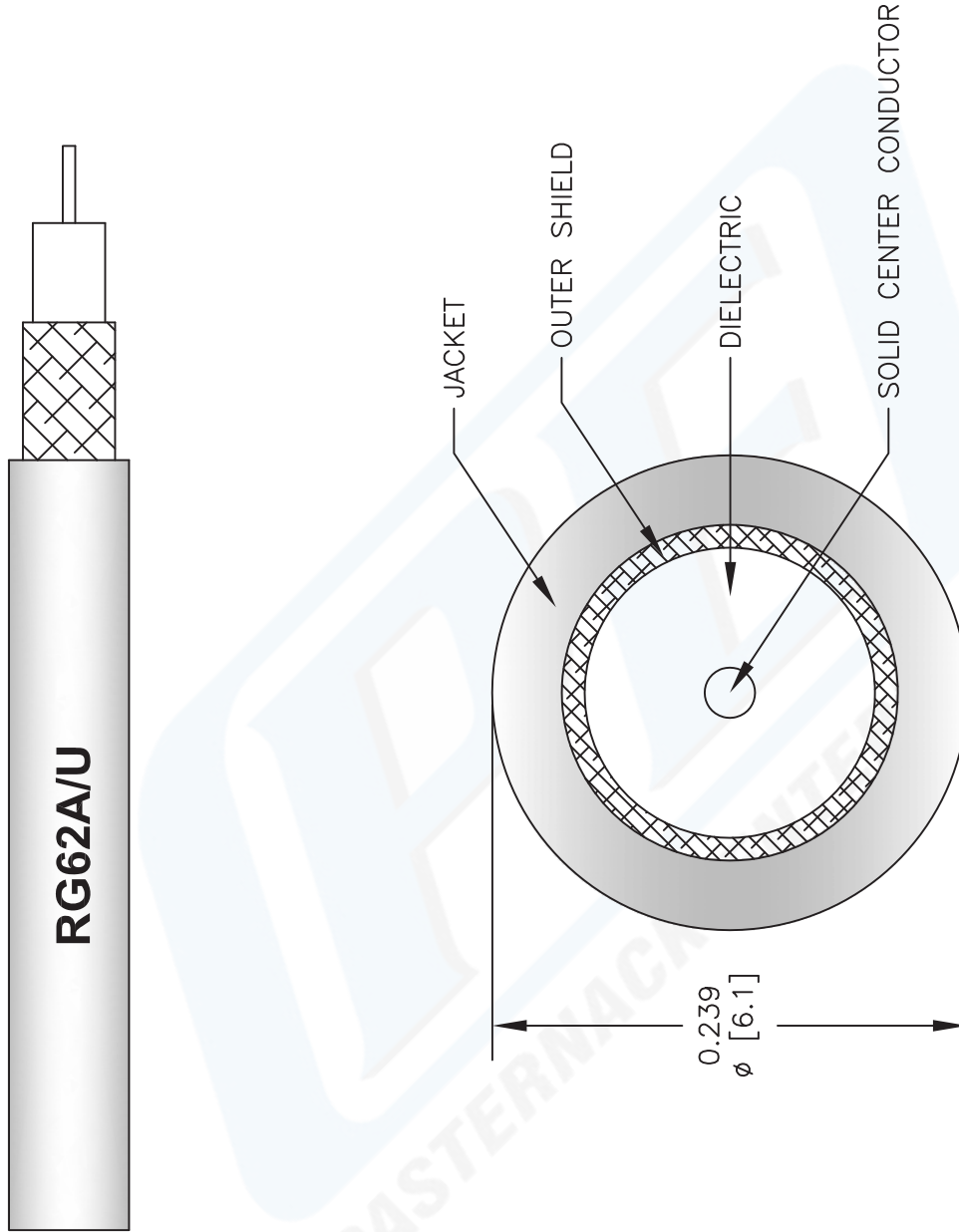
Click the following link (or enter part number in "SEARCH" on website) to obtain additional part information including price, inventory and certifications: [93 Ohm Flexible RG62 Coax Cable Single Shielded with Black PVC Jacket RG62A/U](#)

URL: <http://www.pasternack.com/flexible-0.242-rg62-93-ohm-coax-cable-pvc-jacket-rg62a-u-p.aspx>

The information contained in this document is accurate to the best of our knowledge and representative of the part described herein. It may be necessary to make modifications to the part and/or the documentation of the part, in order to implement improvements. Pasternack reserves the right to make such changes as required. Unless otherwise stated, all specifications are nominal.

RG62A/U CAD Drawing

93 Ohm Flexible RG62 Coax Cable Single Shielded with Black PVC Jacket



NOTES:
 1. UNLESS OTHERWISE SPECIFIED ALL DIMENSIONS ARE NOMINAL.
 2. ALL SPECIFICATIONS ARE SUBJECT TO CHANGE WITHOUT NOTICE AT ANY TIME.
 3. DIMENSIONS ARE IN INCHES [mm].

DWG TITLE
RG62A/U

FSCM NO. 53919

2233

SIZE A

SCALE N/A

CAD FILE 121912-B

PE PASTERNAK®
 Pasternack Enterprises, Inc.
 P.O. Box 16759 | Irvine | CA | 92623
Phone: (949) 261-1920 | **Fax:** (949) 261-7451
Website: www.pasternack.com | **E-Mail:** sales@pasternack.com