



## TNC Male Connector Clamp/Solder Attachment For PE-SR402AL, PE-SR402FL, RG402

### RF Connectors Technical Data Sheet

**PE4143**

#### Configuration

- TNC Male Connector
- 50 Ohms
- Straight Body Geometry

- Connector Interface Types: PE-SR402AL, PE-SR402FL, RG402

#### Applications

- General Purpose Test
- Custom Cable Assemblies

#### Description

Pasternack's PE4143 TNC male connector with clamp/solder attachment for PE-SR402AL, PE-SR402FL and RG402 is part of our full line of RF components available for same-day shipping.

Our TNC male connector PE4143 datasheet specifications and drawing with dimensions are shown below in this PDF. Pasternack's broad catalog of RF, microwave and millimeter wave connectors allows designers to configure and customize their signal connections however they like. Whether the need is to provide an I/O for a board design, or simply create a custom cable assembly configuration, Pasternack has the right connector for the job. Pasternack can also expertly build your custom cable assemblies for you and ship same-day.

#### Mechanical Specifications

Weight

0.055 lbs [24.95 g]

#### Material Specifications

Description	Material	Plating
Body	Brass	Nickel

#### Environmental Specifications

**Compliance Certifications** (see [product page](#) for current document)

#### Plotted and Other Data

Notes:

Click the following link (or enter part number in "SEARCH" on website) to obtain additional part information including price, inventory and certifications: [TNC Male Connector Clamp/Solder Attachment For PE-SR402AL, PE-SR402FL, RG402 PE4143](#)



## TNC Male Connector Clamp/Solder Attachment For PE-SR402AL, PE-SR402FL, RG402

### RF Connectors Technical Data Sheet

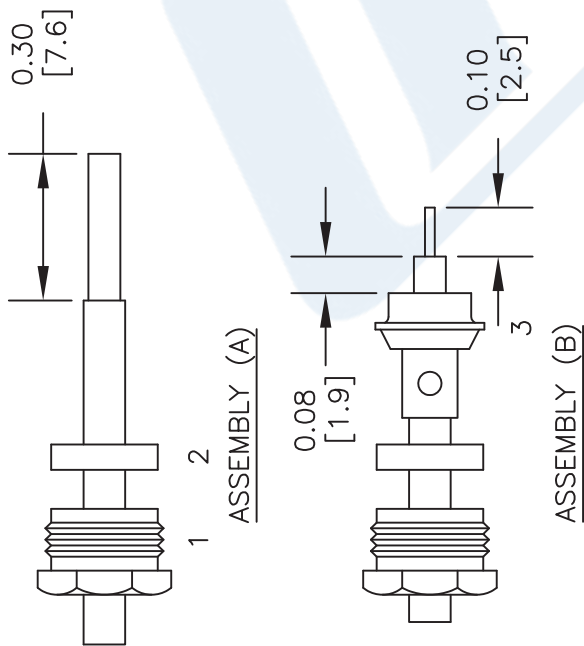
**PE4143**

TNC Male Connector Clamp/Solder Attachment For PE-SR402AL, PE-SR402FL, RG402 from Pasternack Enterprises has same day shipment for domestic and International orders. Our RF, microwave and millimeter wave products maintain a 99.4% availability and are part of the broadest selection in the industry.

Click the following link (or enter part number in "SEARCH" on website) to obtain additional part information including price, inventory and certifications: [TNC Male Connector Clamp/Solder Attachment For PE-SR402AL, PE-SR402FL, RG402 PE4143](https://www.pasternack.com/tnc-male-standard-pe-sr402al-pe-sr402fl-rg402-connector-pe4143-p.aspx)

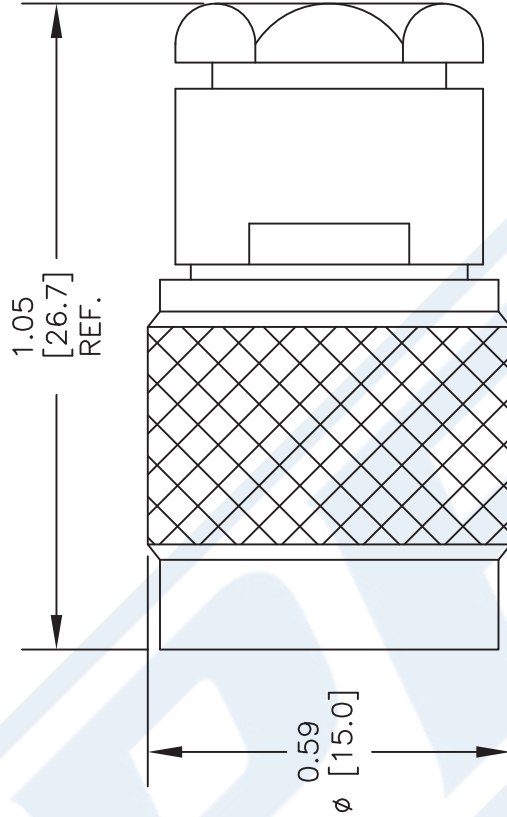
URL: <https://www.pasternack.com/tnc-male-standard-pe-sr402al-pe-sr402fl-rg402-connector-pe4143-p.aspx>

The information contained in this document is accurate to the best of our knowledge and representative of the part described herein. It may be necessary to make modifications to the part and/or the documentation of the part, in order to implement improvements. Pasternack reserves the right to make such changes as required. Unless otherwise stated, all specifications are nominal. Pasternack does not make any representation or warranty regarding the suitability of the part described herein for any particular purpose, and Pasternack does not assume any liability arising out of the use of any part or documentation.



### ASSEMBLY PROCEDURES

1. SLIDE CLAMP NUT (1) & GASKET (2) OVER CABLE. STRIP CABLE AS SHOWN IN ASSEMBLY (A). DO NOT CUT DIELECTRIC.
2. SLIDE ADAPTER (3) OVER CABLE UNTIL ADAPTER (3) BOTTOMS ON OUTER CONDUCTOR. SOLDER ADAPTER (3) TO OUTER CONDUCTOR USING MINIMUM HEAT.
3. STRIP CABLE AS SHOWN IN ASSEMBLY (B). SOLDER CONTACT TO CENTER CONDUCTOR. SLIDE ASSEMBLY FORWARD & TIGHTEN TO BODY.



DWG TITLE

**PE4143**

NOTES:  
 1. UNLESS OTHERWISE SPECIFIED ALL DIMENSIONS ARE NOMINAL.  
 2. ALL SPECIFICATIONS ARE SUBJECT TO CHANGE WITHOUT NOTICE AT ANY TIME.  
 3. DIMENSIONS ARE IN INCHES [mm].  
 4. FITS MIL-C-17 AND EQUIVALENT CABLES.

**Pasternack Enterprises, Inc.**  
 P.O. Box 16759 | Irvine | CA | 92623  
 Phone: (949) 261-1920 | Fax: (949) 261-7451  
 Website: [www.pasternack.com](http://www.pasternack.com) | E-Mail: [sales@pasternack.com](mailto:sales@pasternack.com)

FSCM NO. 53919

CAD FILE 042309

SCALE N/A

SIZE A

147



## 4.3-10 Male Low PIM Connector Solder Attachment for PE-SR402FL, PE-SR402FLJ, RG402, PE-SR402AL

### RF Connectors Technical Data Sheet

**PE45813**

#### Configuration

- 4.3-10 Male Connector
- 50 Ohms
- Straight Body Geometry

- Connector Interface Types: PE-SR402FL, PE-SR-402FLJ, RG402, PE-SR402AL
- Low PIM Design

#### Features

- Max. Operating Frequency 6 GHz
- PIM levels lower than -160 dBc

- Silver Plated Brass Contact

#### Applications

- General Purpose Test
- Custom Cable Assemblies
- Wireless Communications
- Low PIM Applications

#### Description

Pasternack's PE45813 4.3-10 male connector with solder/solder attachment for PE-SR402FL, PE-SR402FLJ, RG402 and PE-SR402AL is part of our full line of RF components available for same-day shipping. Our 4.3-10 male connector operates up to a maximum frequency of 6 GHz. The 4.3-10 male connector also has low passive intermodulation of -160 dBc.

Our 4.3-10 male connector PE45813 datasheet specifications and drawing with dimensions are shown below in this PDF. Pasternack's broad catalog of RF, microwave and millimeter wave connectors allows designers to configure and customize their signal connections however they like. Whether the need is to provide an I/O for a board design, or simply create a custom cable assembly configuration, Pasternack has the right connector for the job. Pasternack can also expertly build your custom cable assemblies for you and ship same-day.

#### Electrical Specifications

Description	Minimum	Typical	Maximum	Units
Frequency Range	DC		6	GHz
Passive Intermodulation			-160	dBc
Dielectric Withstanding Voltage (AC)			750	Vrms

#### Performance by Frequency

Description	F1	F2	F3	F4	F5	Units
Frequency Range	DC to 3	3 to 6				GHz
VSWR, Max	1.15:1	1.25:1				

Click the following link (or enter part number in "SEARCH" on website) to obtain additional part information including price, inventory and certifications: [4.3-10 Male Low PIM Connector Solder Attachment for PE-SR402FL, PE-SR402FLJ, RG402, PE-SR402AL PE45813](#)



## 4.3-10 Male Low PIM Connector Solder Attachment for PE-SR402FL, PE-SR402FLJ, RG402, PE-SR402AL

### RF Connectors Technical Data Sheet

**PE45813**

#### Mechanical Specifications

##### Size

Length	0.89 in [22.61 mm]
Width/Dia.	0.95 in [24.13 mm]
Height	0.95 in [24.13 mm]
Weight	0.076 lbs [34.47 g]

#### Material Specifications

Description	Material	Plating
Contact	Brass	Silver
Insulation	PTFE	
Body	Brass	Tri-Metal
Coupling Nut	Brass	Tri-Metal
O-Ring	Silicone	

#### Environmental Specifications

##### Temperature

Operating Range	-40 to +155 deg C
-----------------	-------------------

#### Compliance Certifications (see [product page](#) for current document)

#### Plotted and Other Data

Notes:

Click the following link (or enter part number in "SEARCH" on website) to obtain additional part information including price, inventory and certifications: [4.3-10 Male Low PIM Connector Solder Attachment for PE-SR402FL, PE-SR402FLJ, RG402, PE-SR402AL PE45813](#)



## 4.3-10 Male Low PIM Connector Solder Attachment for PE-SR402FL, PE-SR402FLJ, RG402, PE-SR402AL

### RF Connectors Technical Data Sheet

**PE45813**

4.3-10 Male Low PIM Connector Solder Attachment for PE-SR402FL, PE-SR402FLJ, RG402, PE-SR402AL from Pasternack Enterprises has same day shipment for domestic and International orders. Our RF, microwave and millimeter wave products maintain a 99.4% availability and are part of the broadest selection in the industry.

Click the following link (or enter part number in "SEARCH" on website) to obtain additional part information including price, inventory and certifications: [4.3-10 Male Low PIM Connector Solder Attachment for PE-SR402FL, PE-SR402FLJ, RG402, PE-SR402AL PE45813](https://www.pasternack.com/4.3-10-male-pe-sr402fl-pe-sr402flj-pe-sr402al-connector-pe45813-p.aspx)

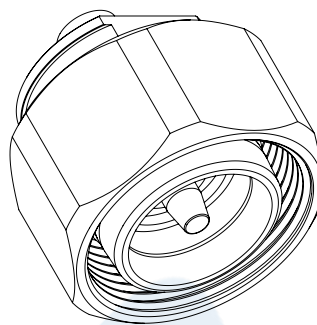
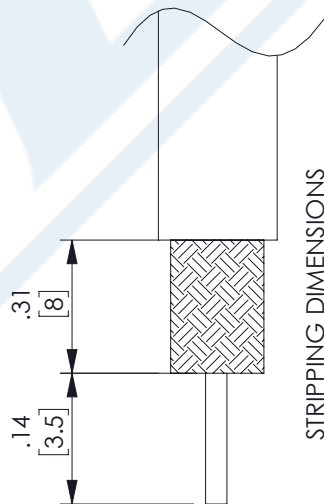
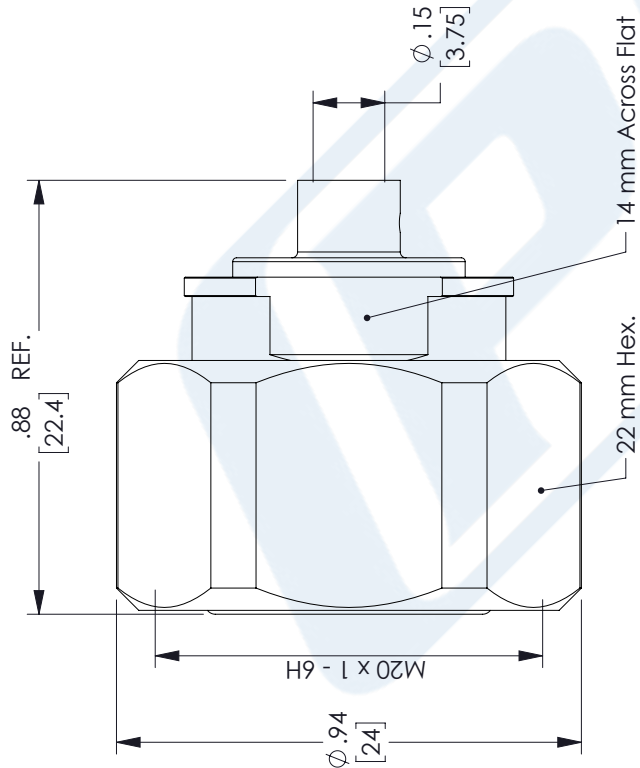
URL: <https://www.pasternack.com/4.3-10-male-pe-sr402fl-pe-sr402flj-pe-sr402al-connector-pe45813-p.aspx>

The information contained in this document is accurate to the best of our knowledge and representative of the part described herein. It may be necessary to make modifications to the part and/or the documentation of the part, in order to implement improvements. Pasternack reserves the right to make such changes as required. Unless otherwise stated, all specifications are nominal. Pasternack does not make any representation or warranty regarding the suitability of the part described herein for any particular purpose, and Pasternack does not assume any liability arising out of the use of any part or documentation.

# PE45813 CAD Drawing

4.3-10 Male Low PIM Connector Solder Attachment for PE-SR402FL, PE-SR402FLJ, RG402, PE-SR402AL

REVISIONS			
REV.	DESCRIPTION	DATE	APPROVED
A	INITIAL RELEASE	8/16/2022	AGANWANI



UNLESS OTHERWISE SPECIFIED  
LEADING DIMENSIONS ARE INCHES  
DIMENSIONS IN [ ] ARE MILLIMETERS

TOLERANCES:  
 .X = ± .2 [5.08]  
 .XX = ± .02 [.51]  
 .XXX = ± .005 [.13]  
 ANGLES ± 1°  
 CABLE LENGTH (L) TOLERANCES:  
 L ≤ 12 [305] = +1 [25] / -0  
 12 [305] < L ≤ 60 [1524] = +2 [51] / -0  
 60 [1524] < L ≤ 120 [3048] = +4 [102] / -0  
 120 [3048] < L ≤ 300 [7620] = +6 [152] / -0  
 300 [7620] < L = +5% / -0  
 ALL DIMENSIONS SHOWN  
 ARE FOR REFERENCE ONLY.



Pasternack Enterprises, Inc.  
 P.O. Box 16759, Irvine, CA 92623.  
 Phone: 1.949.261.1920 | 1.866.727.8376  
 Fax: 1.949.261.7451  
 Website: [www.pasternack.com](http://www.pasternack.com)  
 E-mail: [sales@pasternack.com](mailto:sales@pasternack.com)



THE INFORMATION AND  
DESIGN IN THIS DOCUMENT  
IS THE PROPERTY OF  
PASTERNAK CORPORATION  
ALL RIGHTS RESERVED.

SHEET 1 OF 1

SCALE N/A

SIZE	CAGE CODE	DRAWN BY	ITEM NO.	REV
A	53919	PSRINIVAS	PE45813	A

THESE COMMODITIES, TECHNOLOGY OR SOFTWARE WERE EXPORTED FROM THE UNITED STATES IN ACCORDANCE WITH THE EXPORT ADMINISTRATION REGULATIONS. DIVERSION CONTRARY TO U.S. LAW PROHIBITED.



## Formable 141 Semirigid Coax Cable with Tinned Braid Outer Conductor and Black FEP Jacket

### RF Cables Technical Data Sheet

PE-SR402FLJ

#### Configuration

- Formable Cable

#### Features

- Dimensionally the same as standard solid outer conductor semi-rigid coax
- Standard semi-rigid connectors can be used
- Cable is hand formable and does not require special tools to bend
- Connectors are easily soldered to Tin soaked outer conductor
- Cable can be formed more than once without damage to outer conductor
- High RF Shielding >100 dB

#### Description

Formable semi-rigid coax is a hand formable version of standard semi-rigid that does not require complicated and costly pre-formed cable assemblies. Because the dimensions and electrical characteristics are so closely matched to semi-rigid coax, standard semi-rigid connectors can be used. The tin soaked copper braid outer shield provides excellent RF shielding. FEP Jacket reduces the chance of shorting exposed contacts or circuit conductors.

#### Electrical Specifications

Description	Minimum	Typical	Maximum	Units
Frequency Range	DC		34	GHz
Impedance		50		Ohms
Velocity of Propagation		70		%
Time Delay		1.43 4.69		ns/ft ns/m
Shielding Effectiveness	100			dB
Operating Voltage (AC)			1,900	Vrms
Dielectric Withstanding Voltage (AC)			3,000	Vrms
Inner Conductor DC Resistance			8.23	Ohms/1000ft
Nominal Capacitance		29 [95.14]		pF/ft [pF/m]
Insulation Resistance	1,524			MOhms/1000ft

#### Performance by Frequency Band

Description	F1	F2	F3	F4	F5	Units
Frequency	0.5	1	5	10	20	GHz
Attenuation, Typ	8.23	12.5	32	48.158	73.152	dB/100ft
	27	41.01	104.99	158	240	dB/100m
Input Power (CW), Max	436.5	303.4	126.7	85.5	56.6	Watts

Click the following link (or enter part number in "SEARCH" on website) to obtain additional part information including price, inventory and certifications: [Formable PE-SR402FLJ Coax Cable with Tinned Copper Braid Outer Conductor and Black FEP Jacket PE-SR402FLJ](#)



## Formable 141 Semirigid Coax Cable with Tinned Braid Outer Conductor and Black FEP Jacket

### RF Cables Technical Data Sheet

PE-SR402FLJ

#### Mechanical Specifications

Diameter	0.161 in [4.09 mm]
Weight	0.032 lbs/ft [0.05 Kg/m]
Min. Bend Radius (Installation)	0.315 in [8 mm]
Min. Bend Radius (Repeated)	1.575 in [40.01 mm]

#### Construction Specifications

Description	Material and Plating	Diameter
Inner Conductor	Copper, Silver1	0.036 in 0.91 mm
Conductor Type	Solid	
Dielectric	PTFE	0.117 in 2.97 mm
Outer Conductor	Tinned Copper Braid	0.139 in 3.53 mm
Jacket	FEP, Black	0.161 in [4.09 mm]

#### Environmental Specifications

##### Temperature

Operating Range	-65 to +150 deg C
Storage Range	10 to +35 deg C

**Compliance Certifications** (see [product page](#) for current document)

#### Plotted and Other Data

Notes:

Formable 141 Semirigid Coax Cable with Tinned Braid Outer Conductor and Black FEP Jacket from Pasternack Enterprises has same day shipment for domestic and International orders. Our RF, microwave and millimeter wave products maintain a 99.4% availability and are part of the broadest selection in the industry.

Click the following link (or enter part number in "SEARCH" on website) to obtain additional part information including price, inventory and certifications: [Formable PE-SR402FLJ Coax Cable with Tinned Copper Braid Outer Conductor and Black FEP Jacket PE-SR402FLJ](#)

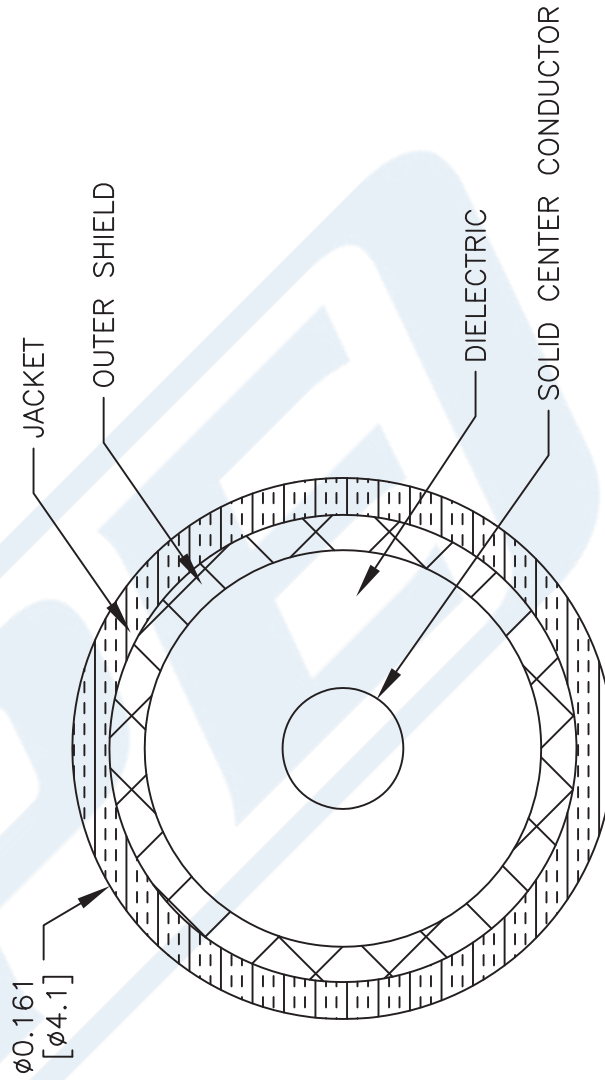
URL: <https://www.pasternack.com/50-ohm-formable-141-semirigid-tinned-braid-outer-conductor-fep-jacket-black-pe-sr402flj-p.aspx>

# PE-SR402FLJ CAD Drawing

Formable 141 Semirigid Coax Cable with Tinned Braid  
Outer Conductor and Black FEP Jacket



PE-SR402FLJ



NOTES:

1. UNLESS OTHERWISE SPECIFIED ALL DIMENSIONS ARE NOMINAL.
2. ALL SPECIFICATIONS ARE SUBJECT TO CHANGE WITHOUT NOTICE AT ANY TIME.
3. DIMENSIONS ARE IN INCHES [mm].

DWG TITLE

PE-SR402FLJ

FSCM NO. 53919

SCALE N/A

SIZE A

41742



Pasternack Enterprises, Inc.  
P.O. Box 16759 | Irvine | CA | 92623  
Phone: (949) 261-1920 | Fax: (949) 261-7451  
Website: [www.pasternack.com](http://www.pasternack.com) | E-Mail: [sales@pasternack.com](mailto:sales@pasternack.com)