



SMA Male Low PIM Connector Solder Attachment for PE-SR402FL, PE-SR402FLJ, RG402, PE-SR402AL

RF Connectors
Technical Data Sheet

PE45831

Configuration

- SMA Male Connector
- 50 Ohms
- Straight Body Geometry
- Connector Interface Types: PE-SR402FL, PE-SR-402FLJ, RG402, PE-SR402AL
- Low PIM Design

Features

- Max. Operating Frequency 26 GHz
- PIM levels lower than -155 dBc
- Silver Plated Brass Contact

Applications

- General Purpose Test
- Custom Cable Assemblies
- Wireless Communications
- Low PIM Applications

Description

Pasternack's PE45831 SMA male connector with solder/solder attachment for PE-SR402FL, PE-SR402FLJ, RG402 and PE-SR402AL is part of our full line of RF components available for same-day shipping. Our SMA male connector operates up to a maximum frequency of 26 GHz. The SMA male connector also has low passive intermodulation of -155 dBc.

Our SMA male connector PE45831 datasheet specifications and drawing with dimensions are shown below in this PDF. Pasternack's broad catalog of RF, microwave and millimeter wave connectors allows designers to configure and customize their signal connections however they like. Whether the need is to provide an I/O for a board design, or simply create a custom cable assembly configuration, Pasternack has the right connector for the job. Pasternack can also expertly build your custom cable assemblies for you and ship same-day.

Electrical Specifications

Description	Minimum	Typical	Maximum	Units
Frequency Range	DC		26	GHz
Passive Intermodulation			-155	dBc
Dielectric Withstanding Voltage (AC)			750	Vrms

Performance by Frequency

Description	F1	F2	F3	F4	F5	Units
Frequency Range	DC to 18	18 to 26				GHz
VSWR, Max	1.25:1	1.35:1				

Click the following link (or enter part number in "SEARCH" on website) to obtain additional part information including price, inventory and certifications: [SMA Male Low PIM Connector Solder Attachment for PE-SR402FL, PE-SR402FLJ, RG402, PE-SR402AL PE45831](#)



SMA Male Low PIM Connector Solder Attachment for PE-SR402FL, PE-SR402FLJ, RG402, PE-SR402AL

RF Connectors
Technical Data Sheet

PE45831

Mechanical Specifications

Size	
Length	0.5 in [12.7 mm]
Width/Dia.	0.36 in [9.14 mm]
Height	0.36 in [9.14 mm]
Weight	0.006 lbs [2.72 g]

Material Specifications

Description	Material	Plating
Contact	Brass	Silver
Insulation	PTFE	
Body	Brass	Tri-Metal
Coupling Nut	Brass	Tri-Metal

Environmental Specifications

Temperature	
Operating Range	-40 to +155 deg C

Compliance Certifications (see [product page](#) for current document)

Plotted and Other Data

Notes:

Click the following link (or enter part number in "SEARCH" on website) to obtain additional part information including price, inventory and certifications: [SMA Male Low PIM Connector Solder Attachment for PE-SR402FL, PE-SR402FLJ, RG402, PE-SR402AL PE45831](#)



SMA Male Low PIM Connector Solder Attachment for PE-SR402FL, PE-SR402FLJ, RG402, PE-SR402AL

RF Connectors Technical Data Sheet

PE45831

SMA Male Low PIM Connector Solder Attachment for PE-SR402FL, PE-SR402FLJ, RG402, PE-SR402AL from Pasternack Enterprises has same day shipment for domestic and International orders. Our RF, microwave and millimeter wave products maintain a 99.4% availability and are part of the broadest selection in the industry.

Click the following link (or enter part number in "SEARCH" on website) to obtain additional part information including price, inventory and certifications: [SMA Male Low PIM Connector Solder Attachment for PE-SR402FL, PE-SR402FLJ, RG402, PE-SR402AL PE45831](https://www.pasternack.com/sma-male-pe-sr402fl-pe-sr402flj-rg402-pe-sr402al-connector-pe45831-p.aspx)

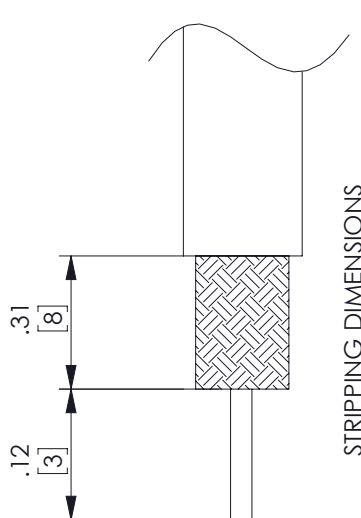
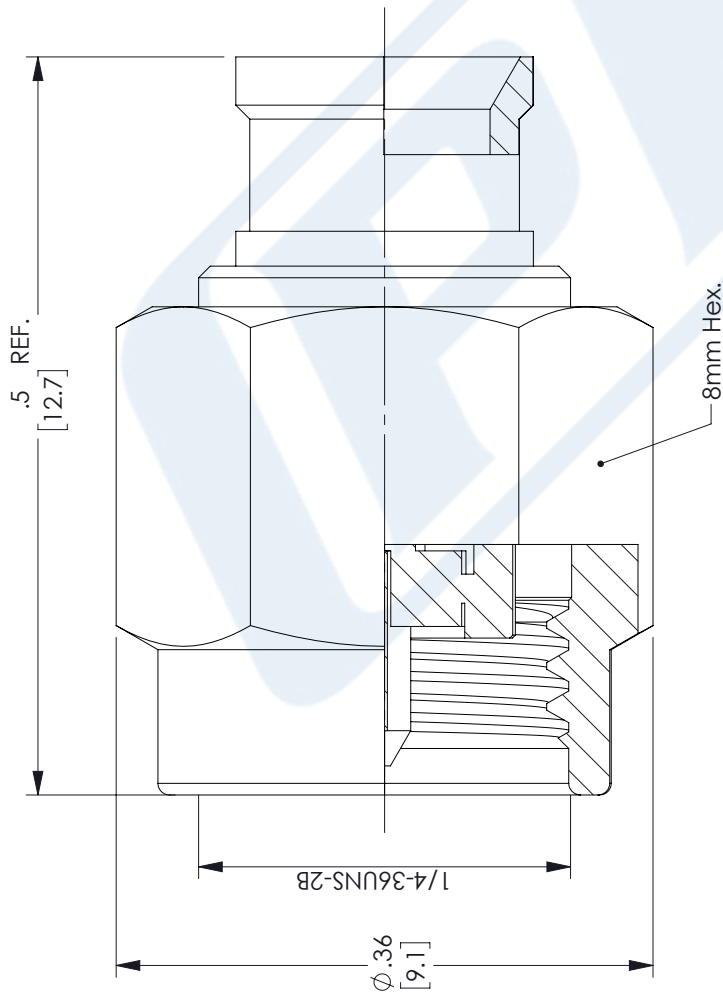
URL: <https://www.pasternack.com/sma-male-pe-sr402fl-pe-sr402flj-rg402-pe-sr402al-connector-pe45831-p.aspx>

The information contained in this document is accurate to the best of our knowledge and representative of the part described herein. It may be necessary to make modifications to the part and/or the documentation of the part, in order to implement improvements. Pasternack reserves the right to make such changes as required. Unless otherwise stated, all specifications are nominal. Pasternack does not make any representation or warranty regarding the suitability of the part described herein for any particular purpose, and Pasternack does not assume any liability arising out of the use of any part or documentation.

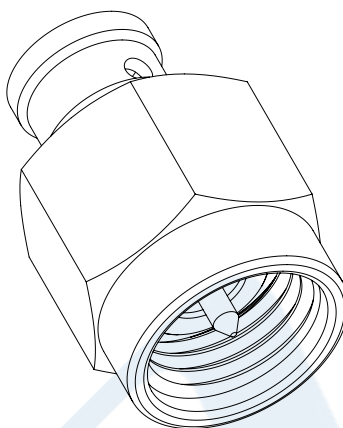
PE45831 CAD Drawing

SMA Male Low PIM Connector Solder Attachment for PE-SR402FL, PE-SR402FLJ, RG402, PE-SR402AL

REVISIONS		
REV.	DESCRIPTION	DATE
A	INITIAL RELEASE	8/16/2022
		AGANWANI



STRIPPING DIMENSIONS



UNLESS OTHERWISE SPECIFIED
LEADING DIMENSIONS ARE INCHES
DIMENSIONS IN [] ARE MILLIMETERS

TOLERANCES:
 .X = ±.2 [5.08] FRACTIONS ± 1/32
 .XX = ±.02 [.51] ANGLES ± 1°
 .XXX = ±.005 [.13]

CABLE LENGTH (L) TOLERANCES:
 L ≤ 12 [305] = +1 [25] / -0
 12 [305] < L ≤ 60 [1524] = +2 [51] / -0
 60 [1524] < L ≤ 120 [3048] = +4 [102] / -0
 120 [3048] < L ≤ 300 [7620] = +6 [152] / -0
 300 [7620] < L = +5%L / -0

ALL DIMENSIONS SHOWN
ARE FOR REFERENCE ONLY.

PE PASTERNAK
an INFINITI® brand

Pasternack Enterprises, Inc.
P. O. Box 16759, Irvine, CA 92623.
Phone: 1.949.261.1920 | 1.866.727.8376
Fax: 1.949.261.7451
Website: www.pasternack.com
E-mail: sales@pasternack.com

THIRD-ANGLE PROJECTION

THE INFORMATION AND DESIGN IN THIS DOCUMENT IS THE PROPERTY OF PASTERNAK CORPORATION. ALL RIGHTS RESERVED.

SHEET 1 OF 1
SCALE N/A

REV A
ITEM NO. PE45831

SIZE A
CAGE CODE 53919
DRAWN BY PSRINIVAS



N Female Low PIM Connector Solder Attachment 4 Hole Flange Mount for PE-SR402FL, PE-SR402FLJ, RG402, PE-SR402AL

RF Connectors Technical Data Sheet

PE45824

Configuration

- N Female Connector
- 50 Ohms
- Straight Body Geometry
- Connector Interface Types: PE-SR402FL, PE-SR-402FLJ, RG402, PE-SR402AL
- 4 Hole Flange
- Low PIM Design

Features

- Max. Operating Frequency 6 GHz
- Silver Plated Bronze Contact

Applications

- General Purpose Test
- Rack and Panel Mount Applications
- Wireless Communications
- Custom Cable Assemblies
- Low PIM Applications

Description

Pasternack's PE45824 type N female 4 hole flange mount connector with solder/solder attachment for PE-SR402FL, PE-SR402FLJ, RG402 and PE-SR402AL is part of our full line of RF components available for same-day shipping. Our type N female connector operates up to a maximum frequency of 6 GHz. This type N 4 hole flange connector allows designers to create external connections on their product enclosures, and can be used in a variety of other rack mount and panel mount applications.

Our type N female 4 hole flange connector PE45824 datasheet specifications and drawing with dimensions are shown below in this PDF. Pasternack's broad catalog of RF, microwave and millimeter wave connectors allows designers to configure and customize their signal connections however they like. Whether the need is to provide an I/O for a board design, or simply create a custom cable assembly configuration, Pasternack has the right connector for the job. Pasternack can also expertly build your custom cable assemblies for you and ship same-day.

Electrical Specifications

Description	Minimum	Typical	Maximum	Units
Frequency Range	DC		6	GHz
Insertion Loss			0.15	dB
Dielectric Withstanding Voltage (AC)			750	Vrms

Performance by Frequency

Description	F1	F2	F3	F4	F5	Units
Frequency Range	DC to 3					GHz
VSWR, Max	1.25:1					

Electrical Specification Notes:
Insertion Loss is measured as $< 0.06 * \text{SQRT}(f(\text{GHz}))(\text{dB})$

Click the following link (or enter part number in "SEARCH" on website) to obtain additional part information including price, inventory and certifications: [N Female Low PIM Connector Solder Attachment 4 Hole Flange Mount for PE-SR402FL, PE-SR402FLJ, RG402, PE-SR402AL PE45824](#)



N Female Low PIM Connector Solder Attachment 4 Hole Flange Mount for PE-SR402FL, PE-SR402FLJ, RG402, PE-SR402AL

RF Connectors
Technical Data Sheet

PE45824

Mechanical Specifications

Size	
Length	1.16 in [29.46 mm]
Width/Dia.	1 in [25.40 mm]
Height	1 in [25.4 mm]
Weight	0.087 lbs [39.46 g]

Material Specifications

Description	Material	Plating
Contact	Bronze	Silver
Insulation	PTFE	
Body	Brass	Tri-Metal

Environmental Specifications

Temperature	
Operating Range	-65 to +85 deg C

Compliance Certifications (see [product page](#) for current document)

Plotted and Other Data

Notes:

N Female Low PIM Connector Solder Attachment 4 Hole Flange Mount for PE-SR402FL, PE-SR402FLJ, RG402, PE-SR402AL from Pasternack Enterprises has same day shipment for domestic and International orders. Our RF, microwave and millimeter wave products maintain a 99.4% availability and are part of the broadest selection in the industry.

Click the following link (or enter part number in "SEARCH" on website) to obtain additional part information including price, inventory and certifications: [N Female Low PIM Connector Solder Attachment 4 Hole Flange Mount for PE-SR402FL, PE-SR402FLJ, RG402, PE-SR402AL PE45824](#)

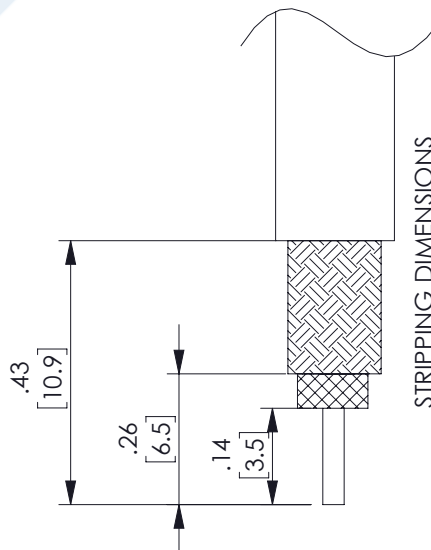
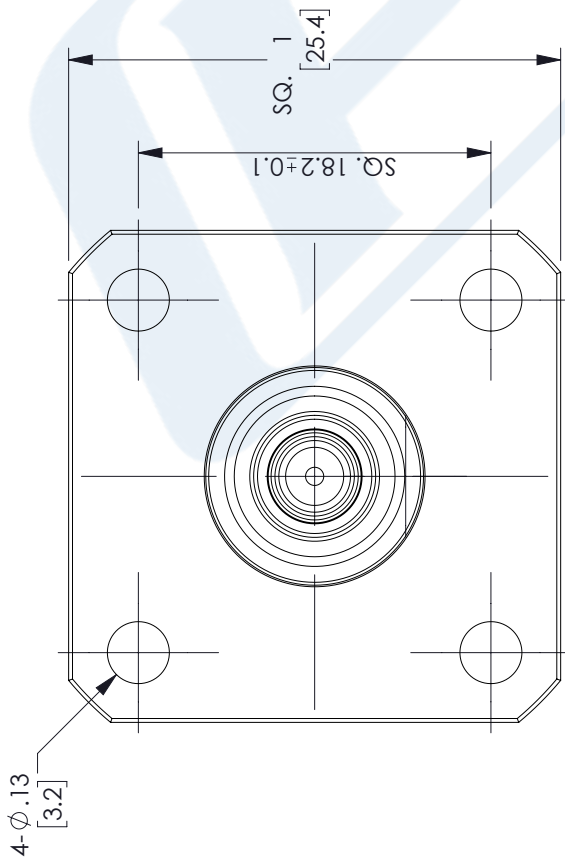
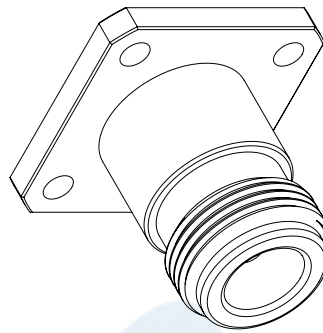
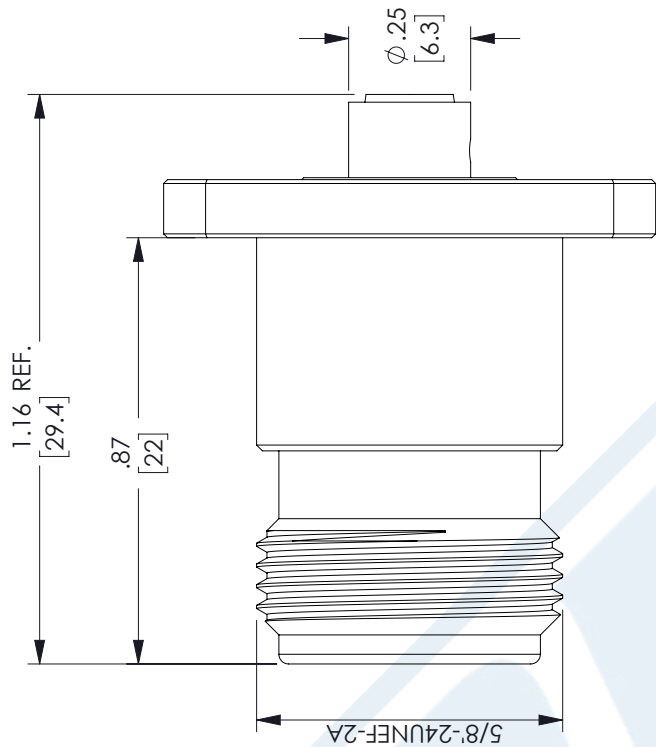
URL: <https://www.pasternack.com/n-female-pe-sr402fl-pe-sr402flj-rg402-pe-sr402al-connector-pe45824-p.aspx>

The information contained in this document is accurate to the best of our knowledge and representative of the part described herein. It may be necessary to make modifications to the part and/or the documentation of the part, in order to implement improvements. Pasternack reserves the right to make such changes as required. Unless otherwise stated, all specifications are nominal. Pasternack does not make any representation or warranty regarding the suitability of the part described herein for any particular purpose, and Pasternack does not assume any liability arising out of the use of any part or documentation.

PE45824 CAD Drawing

N Female Low PIM Connector Solder Attachment 4 Hole Flange Mount
for PE-SR402FL, PE-SR402FLJ, RG402, PE-SR402AL

REVISIONS		
REV.	DESCRIPTION	DATE
A	INITIAL RELEASE	8/17/2022
		AGANWANI



THIRD-ANGLE PROJECTION

THE INFORMATION AND DESIGN IN THIS DOCUMENT IS THE PROPERTY OF PASTERNAK CORPORATION ALL RIGHTS RESERVED.

SHEET 1 OF 1

SCALE N/A

REV A

PE PASTERNAK
an INFINITE brand

Pasternack Enterprises, Inc.
P. O. Box 16759, Irvine, CA 92623.
Phone: 1.949.261.1920 | 1.866.727.8376
Fax: 1.949.261.7451
Website: www.pasternack.com
E-mail: sales@pasternack.com

ITEM NO. PE45824

SIZE A

CAGE CODE 53919

DRAWN BY PSRINIVAS

UNLESS OTHERWISE SPECIFIED LEADING DIMENSIONS ARE INCHES DIMENSIONS IN [] ARE MILLIMETERS

TOLERANCES:

.X = ±.2	[5.08]	FRACTIONS
.XX = ±.02	[.51]	±.1/32
.XXX = ±.005	[.13]	ANGLES ± 1°

CABLE LENGTH (L) TOLERANCES:

L ≤ 12 [305]	= +1 [25] / -0
12 [305] < L ≤ 60 [1524]	= +2 [51] / -0
60 [1524] < L ≤ 120 [3048]	= +4 [102] / -0
120 [3048] < L ≤ 300 [7620]	= +6 [152] / -0
300 [7620] < L	= +5%L / -0

ALL DIMENSIONS SHOWN ARE FOR REFERENCE ONLY.

THESE COMMODITIES, TECHNOLOGY OR SOFTWARE WERE EXPORTED FROM THE UNITED STATES IN ACCORDANCE WITH THE EXPORT ADMINISTRATION REGULATIONS. DIVERSION CONTRARY TO U.S. LAW PROHIBITED.



RG402 Tinned Coax Cable with Tinned Copper Outer Conductor

RF Cables Technical Data Sheet

PE-SR402TN

Configuration

- Semi-Rigid Cable
- MIL-C-17

Electrical Specifications

Description	Minimum	Typical	Maximum	Units
Frequency Range	DC		36	GHz
Impedance		50		Ohms
Velocity of Propagation		69.5		%

Performance by Frequency Band

Description	F1	F2	F3	F4	F5	Units
Frequency	1	10	20			GHz
Attenuation, Typ	12	45	70			dB/100ft dB/100m
	39.37	147.64	229.66			
Input Power (CW), Max	450	120	70			Watts

Mechanical Specifications

Min. Bend Radius (Installation) 1 in [25.4 mm]

Construction Specifications

Description	Material and Plating	Diameter
Inner Conductor	Copper Clad Steel, Silver, Strand	0.036 in [0.91 mm]
Conductor Type	Solid	
Dielectric	PTFE	0.118 in [3 mm]
Outer Conductor	Tinned Copper	0.141 in [3.58 mm]

Click the following link (or enter part number in "SEARCH" on website) to obtain additional part information including price, inventory and certifications: [RG402 Tinned Coax Cable with Tinned Copper Outer Conductor PE-SR402TN](#)



RG402 Tinned Coax Cable with Tinned Copper Outer Conductor

RF Cables Technical Data Sheet

PE-SR402TN

Environmental Specifications

Temperature

Operating Range

-55 to +125 deg C

Compliance Certifications (see [product page](#) for current document)

Plotted and Other Data

Notes:

RG402 Tinned Coax Cable with Tinned Copper Outer Conductor from Pasternack Enterprises has same day shipment for domestic and International orders. Our RF, microwave and millimeter wave products maintain a 99.4% availability and are part of the broadest selection in the industry.

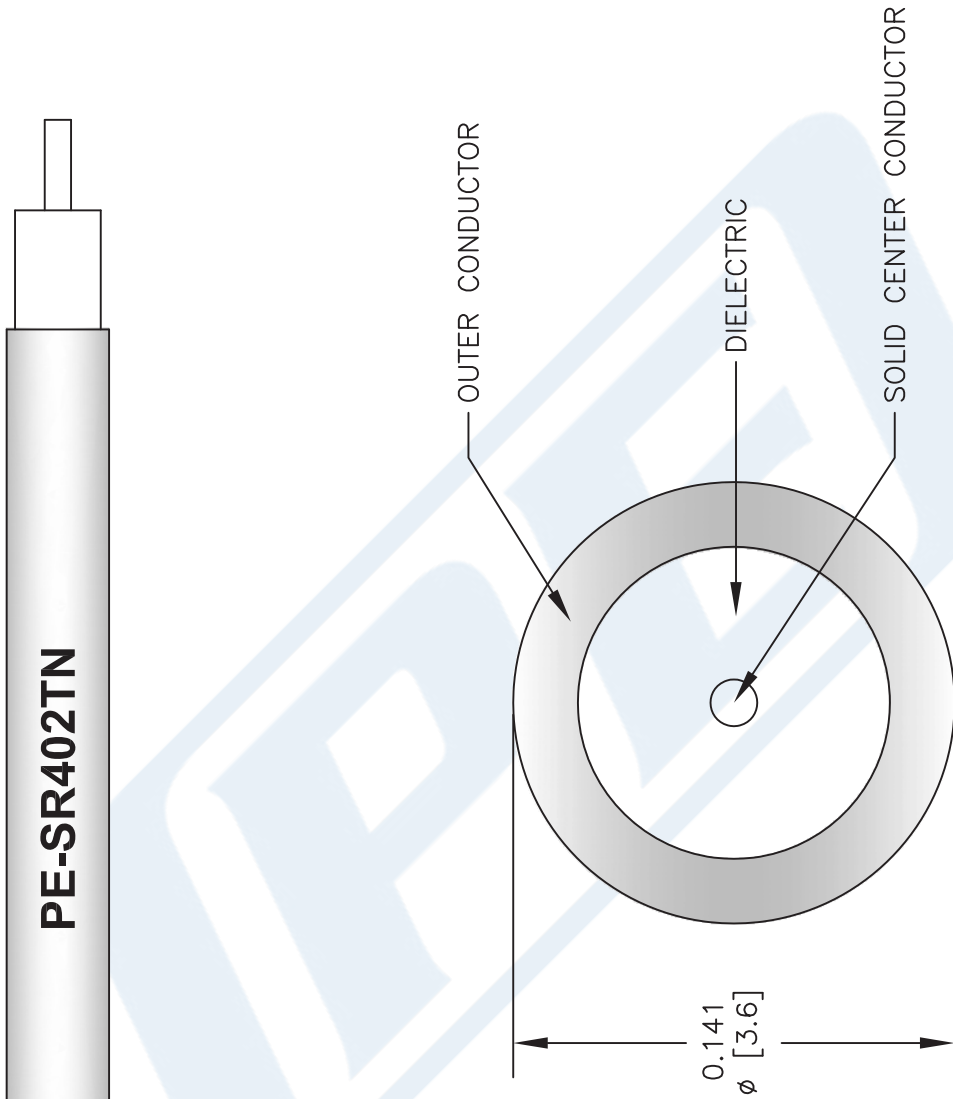
Click the following link (or enter part number in "SEARCH" on website) to obtain additional part information including price, inventory and certifications: [RG402 Tinned Coax Cable with Tinned Copper Outer Conductor PE-SR402TN](#)

URL: <https://www.pasternack.com/50-ohm-semi-rigid-rg402-tinned-tinned-copper-pe-sr402tn-p.aspx>

The information contained in this document is accurate to the best of our knowledge and representative of the part described herein. It may be necessary to make modifications to the part and/or the documentation of the part, in order to implement improvements. Pasternack reserves the right to make such changes as required. Unless otherwise stated, all specifications are nominal. Pasternack does not make any representation or warranty regarding the suitability of the part described herein for any particular purpose, and Pasternack does not assume any liability arising out of the use of any part or documentation.

PE-SR402TN CAD Drawing

RG402 Tinned Coax Cable with Tinned Copper Outer Conductor



NOTES:
 1. UNLESS OTHERWISE SPECIFIED ALL DIMENSIONS ARE NOMINAL.
 2. ALL SPECIFICATIONS ARE SUBJECT TO CHANGE WITHOUT NOTICE AT ANY TIME.
 3. DIMENSIONS ARE IN INCHES [mm].

DWG TITLE
PE-SR402TN

FSCM NO. 53919

CAD FILE 073113

SCALE N/A

SIZE A

2233

PE PASTERNAK®
 Pasternack Enterprises, Inc.
 P.O. Box 16759 | Irvine | CA | 92623
Phone: (949) 261-1920 | **Fax:** (949) 261-7451
Website: www.pasternack.com | **E-Mail:** sales@pasternack.com