



75 Ohm BNC Female Connector Clamp/
Solder Attachment For RG59

TECHNICAL DATA SHEET

PE4613

75 Ohm BNC Female Connector Clamp/Solder Attachment For RG59

Configuration

Connector	BNC Female
Connector Interface Type	RG59
Cable Attachment Method (Shield/Contact)	Clamp/Solder
Body Style	Straight

Electrical Specifications

Impedance, Ohms	75
-----------------	----

Mechanical Specifications

Size

Length, in [mm]	1.13 [28.7]
Width/Dia., in [mm]	0.57 [14.48]
Weight, lbs [g]	0.041 [18.6]

Connector

Type	BNC Female
Contact Material and Plating	Brass, Gold
Body Material and Plating	Brass, Nickel
Dielectric Type	Teflon

Compliance Certifications (visit www.Pasternack.com for current document)

RoHS Compliant	Yes
----------------	-----

Plotted and Other Data

Notes:	Values at 25 °C, sea level
--------	----------------------------

75 Ohm BNC Female Connector Clamp/Solder Attachment For RG59 from Pasternack Enterprises has same day shipment for domestic and International orders. Our RF, microwave and fiber optic products maintain a 99% availability and are part of the broadest selection in the industry.

Click the following link (or enter part number in "SEARCH" on website) to obtain additional part information including price, inventory and certifications: [75 Ohm BNC Female Connector Clamp/Solder Attachment For RG59 PE4613](http://www.pasternack.com/bnc-female-standard-rg59-connector-pe4613-p.aspx)

URL: <http://www.pasternack.com/bnc-female-standard-rg59-connector-pe4613-p.aspx>

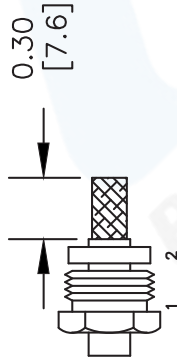
The information contained in this document is accurate to the best of our knowledge and representative of the part described herein. It may be necessary to make modifications to the part and/or the documentation of the part, in order to implement improvements. Pasternack reserves the right to make such changes as required. Unless otherwise stated, all specifications are nominal.

PE4613 CAD Drawing

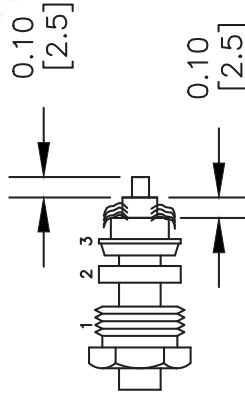
75 Ohm BNC Female Connector Clamp/Solder Attachment For RG59

ASSEMBLY PROCEDURES

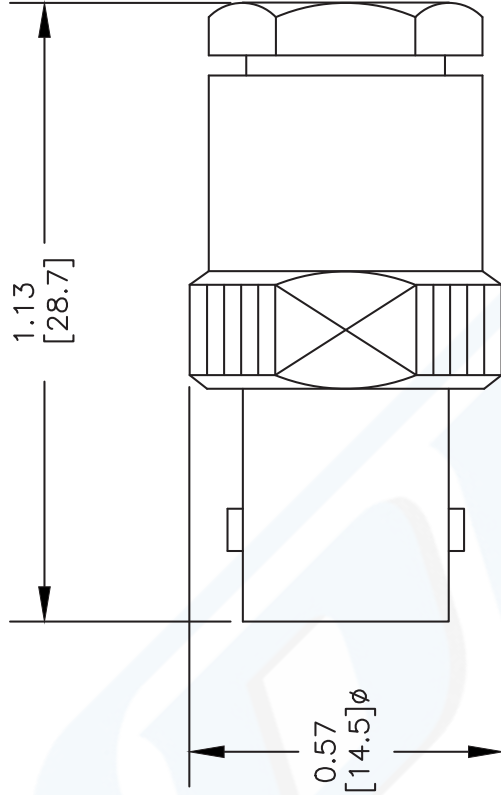
SLIDE CLAMP NUT (1) & GASKET (2) OVER CABLE. STRIP CABLE AS SHOWN. DO NOT NICK BRAID WHILE CUTTING JACKET. TAPER END OF BRAID TO PERMIT ASSEMBLY OF BRAID CLAMP (3) SLIDE BRAID CLAMP(3) OVER BRAID & SEAT AGAINST CABLE.



FORM BRAID OVER CLAMP NUT (3). TRIM BRAID BACK TO SHOULDER. CUT DIELECTRIC TO DIMENSION SHOWN. DO NOT NICK CENTER CONDUCTOR. SOLDER CONTACT TO CENTER CONDUCTOR. REMOVE EXCESS SOLDER. DO NOT OVER HEAT DIELECTRIC. INSERT CABLE ASSEMBLY INTO BODY & TIGHTEN.



NOTE: RG62 USES PTFE INSERT.
INSERT PTFE BEFORE CONTACT. TAPER END FIRST.



DWG TITLE

PE4613

NOTES:
1. UNLESS OTHERWISE SPECIFIED ALL DIMENSIONS ARE NOMINAL.
2. ALL SPECIFICATIONS ARE SUBJECT TO CHANGE WITHOUT NOTICE AT ANY TIME.
3. DIMENSIONS ARE IN INCHES [mm].
4. FITS MIL-C-17 AND EQUIVALENT CABLES.

FSCM NO. 53919

CAD FILE 052902

SCALE N/A

SIZE A

XXXX

PE PASTERNAK®

Pasternack Enterprises, Inc.
P.O. Box 16759 | Irvine | CA | 92623
Phone: (949) 261-1920 | Fax: (949) 261-7451
Website: www.pasternack.com | E-Mail: sales@pasternack.com



75 Ohm SMB Jack Connector Clamp/
Solder Attachment For RG59, RG62

TECHNICAL DATA SHEET

PE4272

75 Ohm SMB Jack Connector Clamp/Solder Attachment For RG59, RG62

Configuration

Connector	SMB Jack
Connector Interface Type	RG59, RG62
Cable Attachment Method (Shield/Contact)	Clamp/Solder
Body Style	Straight

Electrical Specifications

Impedance, Ohms	75
-----------------	----

Mechanical Specifications

Size

Length, in [mm]	0.615 [15.62]
Width/Dia., in [mm]	0.344 [8.74]
Weight, lbs [g]	0.013 [5.9]

Connector

Type	SMB Jack
Contact Material and Plating	Gold
Body Material and Plating	Brass, Nickel
Dielectric Type	Teflon

Compliance Certifications (visit www.Pasternack.com for current document)

RoHS Compliant	Yes
----------------	-----

Plotted and Other Data

Notes:	Values at 25 °C, sea level
--------	----------------------------

75 Ohm SMB Jack Connector Clamp/Solder Attachment For RG59, RG62 from Pasternack Enterprises has same day shipment for domestic and International orders. Our RF, microwave and fiber optic products maintain a 99% availability and are part of the broadest selection in the industry.

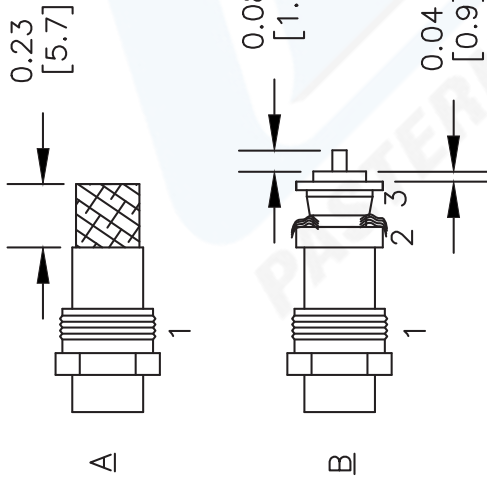
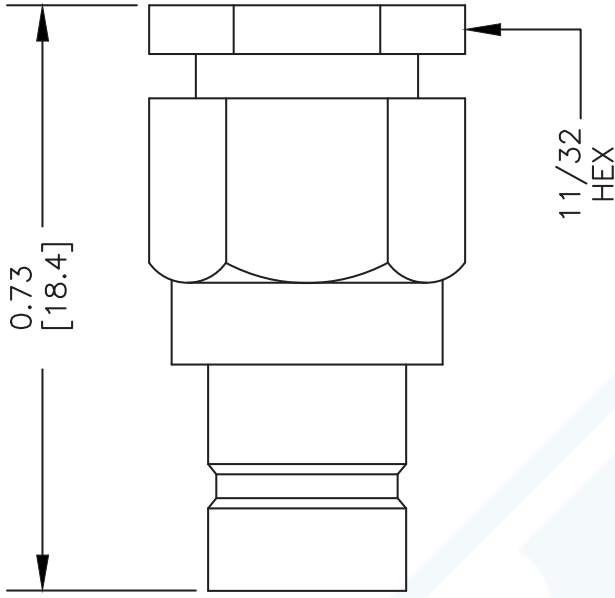
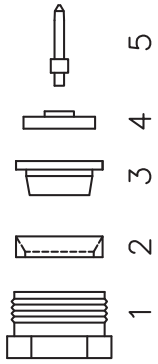
Click the following link (or enter part number in "SEARCH" on website) to obtain additional part information including price, inventory and certifications: [75 Ohm SMB Jack Connector Clamp/Solder Attachment For RG59, RG62 PE4272](http://www.pasternack.com/smb-jack-standard-rg59-rg62-connector-pe4272-p.aspx)

URL: <http://www.pasternack.com/smb-jack-standard-rg59-rg62-connector-pe4272-p.aspx>

The information contained in this document is accurate to the best of our knowledge and representative of the part described herein. It may be necessary to make modifications to the part and/or the documentation of the part, in order to implement improvements. Pasternack reserves the right to make such changes as required. Unless otherwise stated, all specifications are nominal.

PE4272 CAD Drawing

75 Ohm SMB Jack Connector Clamp/Solder Attachment For RG59, RG62



STRIPPING DIMENSIONS

ASSEMBLY PROCEDURES

1. SLIDE CLAMP NUT (1) OVER CABLE AS SHOWN IN A. SLIDE COMPRESSION WASHER (2) OVER BRAID & SEAT AGAINST JACKET. FLAIR BRAID OVER COMPRESSION WASHER (2).
2. SLIDE BRAID CLAMP (3) OVER DIELECTRIC & UNDER BRAID. PUSH INTO WASHER UNTIL IT STOPS. STRIP CABLE AS SHOWN IN B. TRIM EXCESS BRAID FLUSH WITH SURFACE OF COMPRESSION WASHER (2). INSERT INSULATOR (4) OVER DIELECTRIC WITH CENTER CONDUCTOR PROTRUDING THROUGH HOLE.
3. SOLDER CONTACT (5) TO CENTER CONDUCTOR. INSERT CABLE ASSEMBLY INTO BODY & TIGHTEN.



Pasternack Enterprises, Inc.
 P.O. Box 16759 | Irvine | CA | 92623
 Phone: (949) 261-1920 | Fax: (949) 261-7451
 Website: www.pasternack.com | E-Mail: sales@pasternack.com

DWG TITLE

PE4272

NOTES:
 1. UNLESS OTHERWISE SPECIFIED ALL DIMENSIONS ARE NOMINAL.
 2. ALL SPECIFICATIONS ARE SUBJECT TO CHANGE WITHOUT NOTICE AT ANY TIME.
 3. DIMENSIONS ARE IN INCHES [mm].
 4. FITS MIL-C-17 AND EQUIVALENT CABLES.

REV. -

FSCM NO. 53919

CAD FILE 042309

SCALE N/A

SIZE A

2233

75 Ohm Flexible RG59 Coax Cable Single Shielded with Black PVC (NC) Jacket

RF Cables Technical Data Sheet

RG59B/U

Configuration

- Flexible Cable
- 1 Shield(s)

Electrical Specifications

Description	Minimum	Typical	Maximum	Units
Frequency Range	DC		1,000	MHz
Impedance		75.3		Ohms
Velocity of Propagation		66		%
Operating Voltage (AC)			2,300	Vrms
Nominal Capacitance		20.4 [66.93]		pF/ft [pF/m]

Performance by Frequency Band

Description	F1	F2	F3	F4	F5	Units
Frequency	100	200	550	800	1,000	MHz
Attenuation, Max	3.81	5.37	9.18	11.21	12.68	dB/100ft
	12.5	17.62	30.12	36.78	41.6	

Mechanical Specifications

Diameter	0.242 in [6.15 mm]
Weight	0.039 lbs/ft [0.06 Kg/m]

Construction Specifications

Description	Material and Plating	Diameter
Inner Conductor	Copper Clad Steel1	0.022 in 0.56 mm
Conductor Type	Solid	
Dielectric	PE	0.146 in 3.71 mm
First Shield	Copper Braid	0.165 in 4.19 mm

Click the following link (or enter part number in "SEARCH" on website) to obtain additional part information including price, inventory and certifications: [75 Ohm Flexible RG59 Coax Cable Single Shielded with Black PVC \(NC\) Jacket RG59B/U](#)

75 Ohm Flexible RG59 Coax Cable Single Shielded with Black PVC (NC) Jacket

RF Cables Technical Data Sheet

RG59B/U

Jacket	PVC (NC), Black	0.242 in [6.15 mm]
--------	-----------------	--------------------

Environmental Specifications

Temperature

Operating Range

-25 to +70 deg C

Compliance Certifications (see [product page](#) for current document)

Plotted and Other Data

Notes:

75 Ohm Flexible RG59 Coax Cable Single Shielded with Black PVC (NC) Jacket from Pasternack Enterprises has same day shipment for domestic and International orders. Our RF, microwave and millimeter wave products maintain a 99.4% availability and are part of the broadest selection in the industry.

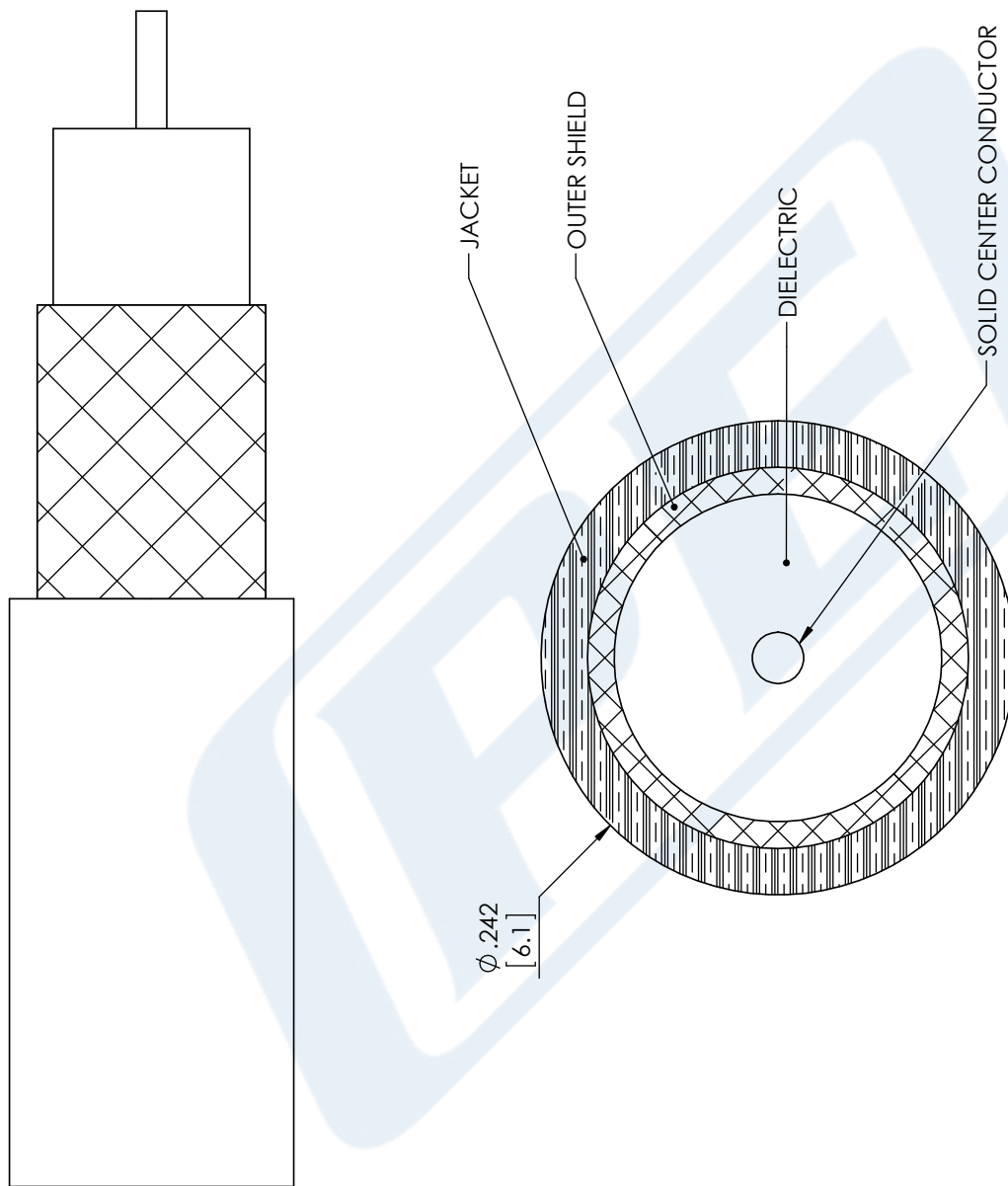
Click the following link (or enter part number in "SEARCH" on website) to obtain additional part information including price, inventory and certifications: [75 Ohm Flexible RG59 Coax Cable Single Shielded with Black PVC \(NC\) Jacket RG59B/U](#)

URL: <https://www.pasternack.com/flexible-0.242-rg59-75-ohm-coax-cable-pvc-jacket-rg59b-u-p.aspx>

The information contained in this document is accurate to the best of our knowledge and representative of the part described herein. It may be necessary to make modifications to the part and/or the documentation of the part, in order to implement improvements. Pasternack reserves the right to make such changes as required. Unless otherwise stated, all specifications are nominal. Pasternack does not make any representation or warranty regarding the suitability of the part described herein for any particular purpose, and Pasternack does not assume any liability arising out of the use of any part or documentation.

RG59B/U CAD Drawing

75 Ohm Flexible RG59 Coax Cable Single Shielded with Black PVC (NC) Jacket



STANDARD TOLERANCES

- .X ±0.2
- .XX ±0.01
- .XXX ±0.005

*STANDARD TOLERANCES APPLY ONLY TO DIMENSIONS IN INCHES



Pasternack Enterprises, Inc.
 P.O. Box 16759 | Irvine | CA | 92623
Phone: (949) 261-1920 | **Fax:** (949) 261-7451
Website: www.pasternack.com | **E-Mail:** sales@pasternack.com

DWG TITLE

RG59B/U

CAGE CODE 53919

NOTES:
 1. UNLESS OTHERWISE SPECIFIED ALL DIMENSIONS ARE NOMINAL.
 2. ALL SPECIFICATIONS ARE SUBJECT TO CHANGE WITHOUT NOTICE AT ANY TIME.
 3. DIMENSIONS ARE IN INCHES [mm].

CAD FILE 11/28/17

SCALE N/A

SIZE A

CN2245