



SMB Plug Connector Crimp/Solder Attachment  
for RG316-DS, RG188-DS

**RF Connectors**  
**Technical Data Sheet**

**PE44792**

**Configuration**

- SMB Plug Connector
- MIL-STD-348A
- 50 Ohms
- Straight Body Geometry
- Connector Interface Types: RG316-DS, RG188-DS

**Features**

- Max. Operating Frequency 4 GHz
- Gold Plated Beryllium Copper Contact
- 30 $\mu$  in. minimum contact plating

**Applications**

- General Purpose Test
- Custom Cable Assemblies

**Description**

Pasternack's PE44792 SMB plug connector with crimp/solder attachment for RG316-DS and RG188-DS is part of our full line of RF components available for same-day shipping. Our SMB plug connector operates up to a maximum frequency of 4 GHz. Our SMB plug connector PE44792 datasheet specifications and drawing with dimensions are shown below in this PDF. Pasternack's broad catalog of RF, microwave and millimeter wave connectors allows designers to configure and customize their signal connections however they like. Whether the need is to provide an I/O for a board design, or simply create a custom cable assembly configuration, Pasternack has the right connector for the job. Pasternack can also expertly build your custom cable assemblies for you and ship same-day.

**Electrical Specifications**

Description	Minimum	Typical	Maximum	Units
Frequency Range	DC		4	GHz
Operating Voltage (AC)			335	Vrms
Dielectric Withstanding Voltage (AC)			1,000	Vrms

**Performance by Frequency**

Description	F1	F2	F3	F4	F5	Units
Frequency Range	DC to 3					GHz
VSWR, Max	1.37:1					

**Mechanical Specifications**

Size	
Length	0.91 in [23.11 mm]
Width/Dia.	0.256 in [6.50 mm]
Height	3.3 in [83.82 mm]

Click the following link (or enter part number in "SEARCH" on website) to obtain additional part information including price, inventory and certifications: [SMB Plug Connector Crimp/Solder Attachment for RG316-DS, RG188-DS PE44792](#)



SMB Plug Connector Crimp/Solder Attachment  
for RG316-DS, RG188-DS

**RF Connectors**  
**Technical Data Sheet**

**PE44792**

Weight 0.075 lbs [34.02 g]

**Material Specifications**

Description	Material	Plating
Contact	Beryllium Copper	Gold 30µ in. minimum
Insulation	Teflon	
Body	Brass	Nickel 100µ in. minimum

**Environmental Specifications**

**Temperature**

Operating Range -65 to +165 deg C

**Compliance Certifications** (see [product page](#) for current document)

**Plotted and Other Data**

Notes:

SMB Plug Connector Crimp/Solder Attachment for RG316-DS, RG188-DS from Pasternack Enterprises has same day shipment for domestic and International orders. Our RF, microwave and millimeter wave products maintain a 99.4% availability and are part of the broadest selection in the industry.

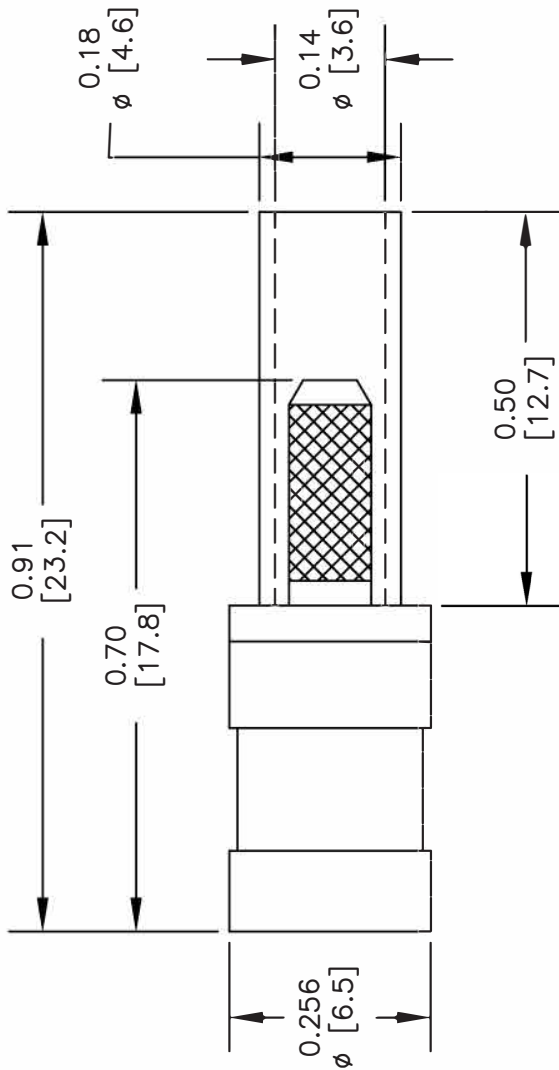
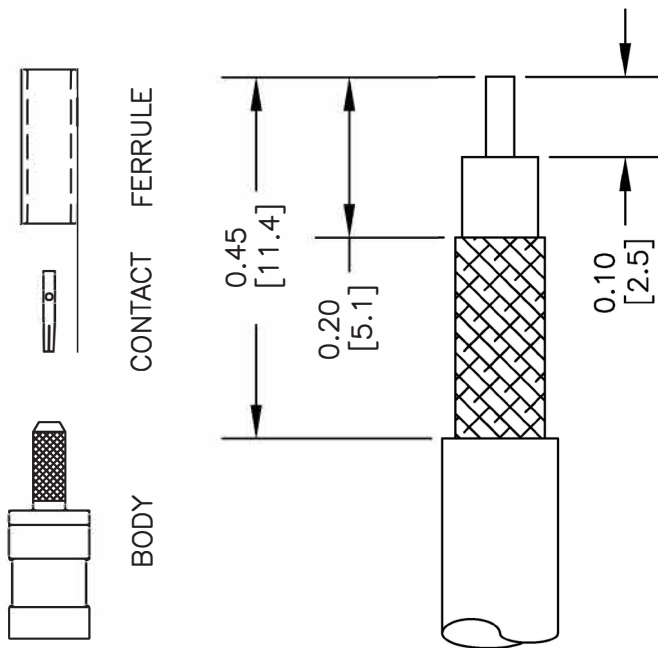
Click the following link (or enter part number in "SEARCH" on website) to obtain additional part information including price, inventory and certifications: [SMB Plug Connector Crimp/Solder Attachment for RG316-DS, RG188-DS PE44792](#)

URL: <https://www.pasternack.com/smb-plug-rg316-ds-rg188-ds-connector-pe44792-p.aspx>

The information contained in this document is accurate to the best of our knowledge and representative of the part described herein. It may be necessary to make modifications to the part and/or the documentation of the part, in order to implement improvements. Pasternack reserves the right to make such changes as required. Unless otherwise stated, all specifications are nominal. Pasternack does not make any representation or warranty regarding the suitability of the part described herein for any particular purpose, and Pasternack does not assume any liability arising out of the use of any part or documentation.

# PE44792 CAD Drawing

SMB Plug Connector Crimp/Solder Attachment for RG316-DS, RG188-DS



STRIPPING DIMENSIONS

CRIMP SIZE REQUIRED

CONTACT: SOLDER

FERRULE: .151" HEX CRIMP TOOL



Pasternack Enterprises, Inc.

P.O. Box 16759 | Irvine | CA | 92623

Phone: (949) 261-1920 | Fax: (949) 261-7451

Website: [www.pasternack.com](http://www.pasternack.com) | E-Mail: [sales@pasternack.com](mailto:sales@pasternack.com)

DWG TITLE

**PE44792**

NOTES:  
 1. UNLESS OTHERWISE SPECIFIED ALL DIMENSIONS ARE NOMINAL.  
 2. ALL SPECIFICATIONS ARE SUBJECT TO CHANGE WITHOUT NOTICE AT ANY TIME.  
 3. DIMENSIONS ARE IN INCHES [mm].  
 4. FITS MIL-C-17 AND EQUIVALENT CABLES.

FSCM NO. 53919

CAD FILE 100813

SCALE N/A

SIZE A

150



SMA Male Right Angle Connector Clamp/Solder Attachment For RG188-DS, RG316-DS

TECHNICAL DATA SHEET

PE4407

**SMA Male Right Angle Connector Clamp/Solder Attachment For RG188-DS, RG316-DS**

**Configuration**

Connector	SMA Male
Connector Specification	MIL-C-39012
Connector Interface Type	RG188-DS, RG316-DS
Cable Attachment Method (Shield/Contact)	Clamp/Solder
Body Style	Right Angle

**Electrical Specifications**

Impedance, Ohms	50
-----------------	----

**Mechanical Specifications**

**Temperature**

Operating Range, deg C	-65 to +165
------------------------	-------------

**Size**

Length, in [mm]	0.715 [18.16]
Width/Dia., in [mm]	0.312 [7.92]
Height, in [mm]	0.615 [15.62]
Weight, lbs [g]	0.013 [5.9]

**Connector**

Type	SMA Male
Contact Material and Plating	Gold
Contact Plating Specification	MIL-G-45204
Coupling Nut Material and Plating	Brass, Nickel
Hex Size, in.	5/16
Torque, in-lbs [Nm]	5 [0.57]
Body Material and Plating	Brass, Nickel
Dielectric Type	Teflon

Click the following link (or enter part number in "SEARCH" on website) to obtain additional part information including price, inventory and certifications: [SMA Male Right Angle Connector Clamp/Solder Attachment For RG188-DS, RG316-DS PE4407](#)

The information contained in this document is accurate to the best of our knowledge and representative of the part described herein. It may be necessary to make modifications to the part and/or the documentation of the part, in order to implement improvements. Pasternack reserves the right to make such changes as required. Unless otherwise stated, all specifications are nominal.



SMA Male Right Angle Connector Clamp/Solder  
Attachment For RG188-DS, RG316-DS

TECHNICAL DATA SHEET

PE4407

**Compliance Certifications** (visit [www.Pasternack.com](http://www.Pasternack.com) for current document)

**Plotted and Other Data**

Notes:

Values at 25 °C, sea level

SMA Male Right Angle Connector Clamp/Solder Attachment For RG188-DS, RG316-DS from Pasternack Enterprises has same day shipment for domestic and International orders. Our RF, microwave and fiber optic products maintain a 99% availability and are part of the broadest selection in the industry.

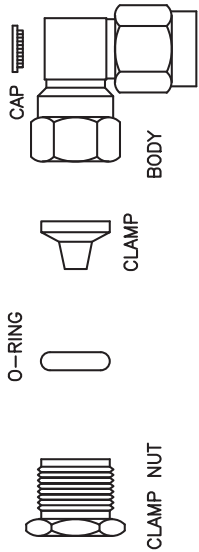
Click the following link (or enter part number in "SEARCH" on website) to obtain additional part information including price, inventory and certifications: [SMA Male Right Angle Connector Clamp/Solder Attachment For RG188-DS, RG316-DS PE4407](http://www.pasternack.com/sma-male-standard-rg188-ds-rg316-ds-connector-pe4407-p.aspx)

URL: <http://www.pasternack.com/sma-male-standard-rg188-ds-rg316-ds-connector-pe4407-p.aspx>

The information contained in this document is accurate to the best of our knowledge and representative of the part described herein. It may be necessary to make modifications to the part and/or the documentation of the part, in order to implement improvements. Pasternack reserves the right to make such changes as required. Unless otherwise stated, all specifications are nominal.

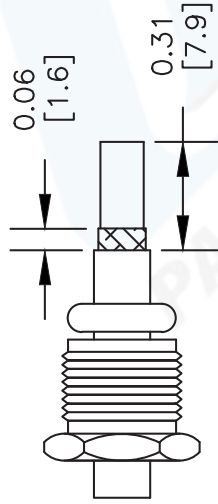
# PE4407 CAD Drawing

SMA Male Right Angle Connector Clamp/Solder Attachment For RG188-DS, RG316-DS

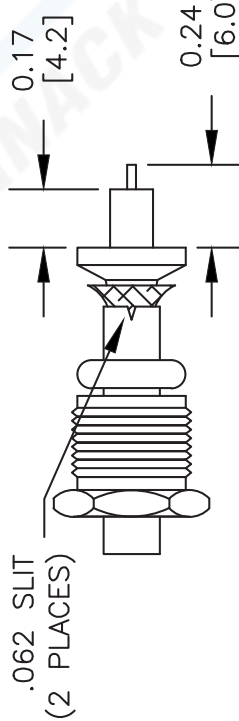


### ASSEMBLY PROCEDURES

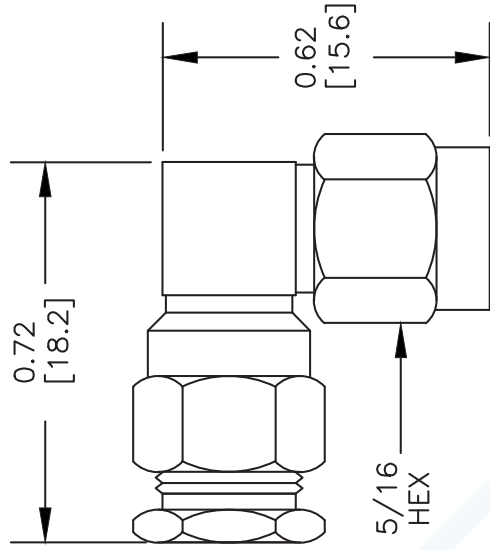
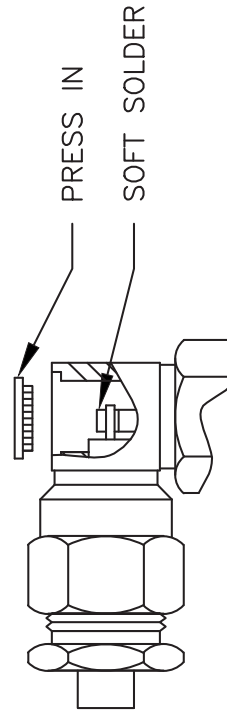
1. SLIDE CLAMP NUT AND O-RING ONTO CABLE. STRIP CABLE TO DIMENSIONS SHOWN. DO NOT NICK BRAID.



2. FLARE BRAID, SLIDE CLAMP OVER AND UNDER BRAID UNTIL THE CLAMP STOPS. TRIM EXCESS BRAID TO THE DIAMETER OF CLAMP SHOULDERS. TRIM CABLE TO DIMENSIONS SHOWN. DO NOT NICK CENTER CONDUCTOR.



3. SLIDE ASSEMBLY INTO BODY, WITH CENTER CONDUCTOR STARTING INTO SLOT OF CONTACT. TIGHTEN NUT SECURELY. SOLDER CENTER CONDUCTOR TO CONTACT & PRESS CAP INTO BODY.



DWG TITLE

**PE4407**

NOTES:

1. UNLESS OTHERWISE SPECIFIED ALL DIMENSIONS ARE NOMINAL.
2. ALL SPECIFICATIONS ARE SUBJECT TO CHANGE WITHOUT NOTICE AT ANY TIME.
3. DIMENSIONS ARE IN INCHES [mm].
4. FITS MIL-C-17 AND EQUIVALENT CABLES.

**PE PASTERNAK®**  
 Pasternack Enterprises, Inc.  
 P.O. Box 16759 | Irvine | CA | 92623  
 Phone: (949) 261-1920 | Fax: (949) 261-7451  
 Website: www.pasternack.com | E-Mail: sales@pasternack.com

REV. B

FSCM NO. 53919

CAD FILE 082908

SCALE N/A

SIZE A

2233

## Flexible RG316-DS Coax Cable Double Shielded with Tan FEP Jacket

### RF Cables Technical Data Sheet

RG316-DS

#### Configuration

- Flexible Cable
- 2 Shield(s)

#### Electrical Specifications

Description	Minimum	Typical	Maximum	Units
Frequency Range	DC		3	GHz
Impedance		50		Ohms
Velocity of Propagation		69.5		%
Shielding Effectiveness	85			dB
Operating Voltage (AC)			1,200	Vrms
Inner Conductor DC Resistance			83.82	Ohms/1000ft
Outer Conductor DC Resistance			5.33	Ohms/1000ft
Nominal Capacitance		28.96 [95.01]		pF/ft [pF/m]
Insulation Resistance	304.8			MOhms/1000ft

#### Performance by Frequency Band

Description	F1	F2	F3	F4	F5	Units
Frequency	0.1	0.4	1	2	3	GHz
Attenuation, Max	10.97	20.97	37.95	45.05	57.94	dB/100ft
	35.99	68.8	124.51	147.8	190.09	dB/100m
Attenuation, Typ	8.29	17.5	29	39.41	53.55	dB/100ft
	27.2	57.41	95.14	129.3	175.69	dB/100m
Input Power (CW), Max	375	185	120	85	65	Watts

#### Mechanical Specifications

Diameter	0.114 in [2.9 mm]
Weight	0.015 lbs/ft [0.02 Kg/m]
Min. Bend Radius (Installation)	0.59 in [14.99 mm]
Min. Bend Radius (Repeated)	1.57 in [39.88 mm]

Click the following link (or enter part number in "SEARCH" on website) to obtain additional part information including price, inventory and certifications: [Flexible RG316-DS Coax Cable Double Shielded with Tan FEP Jacket RG316-DS](#)

## Flexible RG316-DS Coax Cable Double Shielded with Tan FEP Jacket

### RF Cables Technical Data Sheet

RG316-DS

#### Construction Specifications

Description	Material and Plating	Diameter
Inner Conductor	Copper Clad Steel, Silver, 7 Strands	0.02 in 0.51 mm
Conductor Type	Stranded	
Dielectric	PTFE	0.06 in [1.52 mm]
First Shield	Silver Plated Copper Braid	
Second Shield	Silver Plated Copper Braid	0.094 in 2.39 mm
Jacket	FEP, Tan	0.114 in [2.9 mm]

#### Environmental Specifications

##### Temperature

Operating Range

-55 to +200 deg C

Storage Range

0 to +40 deg C

**Compliance Certifications** (see [product page](#) for current document)

#### Plotted and Other Data

Notes:

Flexible RG316-DS Coax Cable Double Shielded with Tan FEP Jacket from Pasternack Enterprises has same day shipment for domestic and International orders. Our RF, microwave and millimeter wave products maintain a 99.4% availability and are part of the broadest selection in the industry.

Click the following link (or enter part number in "SEARCH" on website) to obtain additional part information including price, inventory and certifications: [Flexible RG316-DS Coax Cable Double Shielded with Tan FEP Jacket RG316-DS](#)

URL: <https://www.pasternack.com/flexible-0.114-rg316-ds-50-ohm-coax-cable-fep-jacket-rg316-ds-p.aspx>

The information contained in this document is accurate to the best of our knowledge and representative of the part described herein. It may be necessary to make modifications to the part and/or the documentation of the part, in order to implement improvements. Pasternack reserves the right to make such changes as required. Unless otherwise stated, all specifications are nominal. Pasternack does not make any representation or warranty regarding the suitability of the part described herein for any particular purpose, and Pasternack does not assume any liability arising out of the use of any part or documentation.

# RG316-DS CAD Drawing

Flexible RG316-DS Coax Cable Double Shielded with Tan FEP Jacket

REVISIONS			
REV.	DESCRIPTION	DATE	APPROVED
1.1	PCR RG316-DS 20190701	07/15/19	S.ELLIS



UNLESS OTHERWISE SPECIFIED LEADING DIMENSIONS ARE INCHES DIMENSIONS IN [ ] ARE MILLIMETERS	
TOLERANCES:	
X±.2 [5.08]	FRACTIONS ±.132
.XX±.01 [.25]	±.132
.XXX±.005 [.13]	ANGLES ± 1°
ALL DIMENSIONS SHOWN ARE FOR REFERENCE ONLY.	
THIRD-ANGLE PROJECTION	

**PE PASTERNAK**  
an INFINITO brand

Pasternack Enterprises, Inc.  
P.O. Box 16759, Irvine, CA 92623.  
Phone: 1.949.261.1920 | 1.866.727.8376  
Fax: 1.949.261.7451  
www.pasternack.com | e-mail: sales@pasternack.com

SIZE [CAGE] DRAWN BY PART NUMBER REV  
A 53919 K.Dang RG316-DS A

THE INFORMATION AND DESIGN IN THIS DOCUMENT IS THE PROPERTY OF PASTERNAK CORPORATION. ALL RIGHTS RESERVED.	
SHEET 1	OF 1
SCALE N/A	

THESE COMMODITIES, TECHNOLOGY OR SOFTWARE WERE EXPORTED FROM THE UNITED STATES IN ACCORDANCE WITH THE EXPORT ADMINISTRATION REGULATIONS. DIVERSION CONTRARY TO U.S. LAW PROHIBITED.