



BNC Female Connector Clamp/Solder Attachment 4 Hole Flange Mount for RG316-DS, RG188-DS, IP67 Rated

RF Connectors Technical Data Sheet

PE44887

Configuration

- BNC Female Connector
- MIL-STD-348
- 50 Ohms
- Straight Body Geometry
- RG316-DS, RG188-DS Interface Type
- Clamp/Solder Attachment
- 4 Hole Flange

Features

- Max. Operating Frequency 2 GHz
- Gold Plated Beryllium Copper Contact
- IP67 Rated

Applications

- General Purpose Test
- Rack and Panel Mount Applications
- Custom Cable Assemblies

Description

Pasternack's PE44887 BNC female 4 hole flange mount connector with clamp/solder attachment for RG316-DS and RG188-DS is part of our full line of RF components available for same-day shipping. Our BNC female connector operates up to a maximum frequency of 2 GHz. This BNC 4 hole flange connector allows designers to create external connections on their product enclosures, and can be used in a variety of other rack mount and panel mount applications. The connector has an IP67 rating to protect against dust and temporary moisture protection under immersion conditions.

Our BNC female 4 hole flange connector PE44887 datasheet specifications and drawing with dimensions are shown below in this PDF. Pasternack's broad catalog of RF, microwave and millimeter wave connectors allows designers to configure and customize their signal connections however they like. Whether the need is to provide an I/O for a board design, or simply create a custom cable assembly configuration, Pasternack has the right connector for the job. Pasternack can also expertly build your custom cable assemblies for you and ship same-day.

Electrical Specifications

Description	Minimum	Typical	Maximum	Units
Frequency Range	DC		2	GHz

Mechanical Specifications

Size

- Length 1.13 in [28.7 mm]
- Width/Dia. 0.7 in [17.78 mm]
- Weight 0.04 lbs [18.14 g]

Click the following link (or enter part number in "SEARCH" on website) to obtain additional part information including price, inventory and certifications: [BNC Female Connector Clamp/Solder Attachment 4 Hole Flange Mount for RG316-DS, RG188-DS, IP67 Rated PE44887](#)



BNC Female Connector Clamp/Solder Attachment 4 Hole
Flange Mount for RG316-DS, RG188-DS, IP67 Rated

RF Connectors Technical Data Sheet

PE44887

Material Specifications

Description	Material	Plating
Contact	Beryllium Copper	Gold
Insulation	PTFE	
Body	Brass	Nickel

Environmental Specifications

Temperature

Operating Range

-65 to +165 deg C

Ingress Protection (IP) Rating

IP67 Rated

Compliance Certifications (see [product page](#) for current document)

Plotted and Other Data

Notes:

BNC Female Connector Clamp/Solder Attachment 4 Hole Flange Mount for RG316-DS, RG188-DS, IP67 Rated from Pasternack Enterprises has same day shipment for domestic and International orders. Our RF, microwave and millimeter wave products maintain a 99% availability and are part of the broadest selection in the industry.

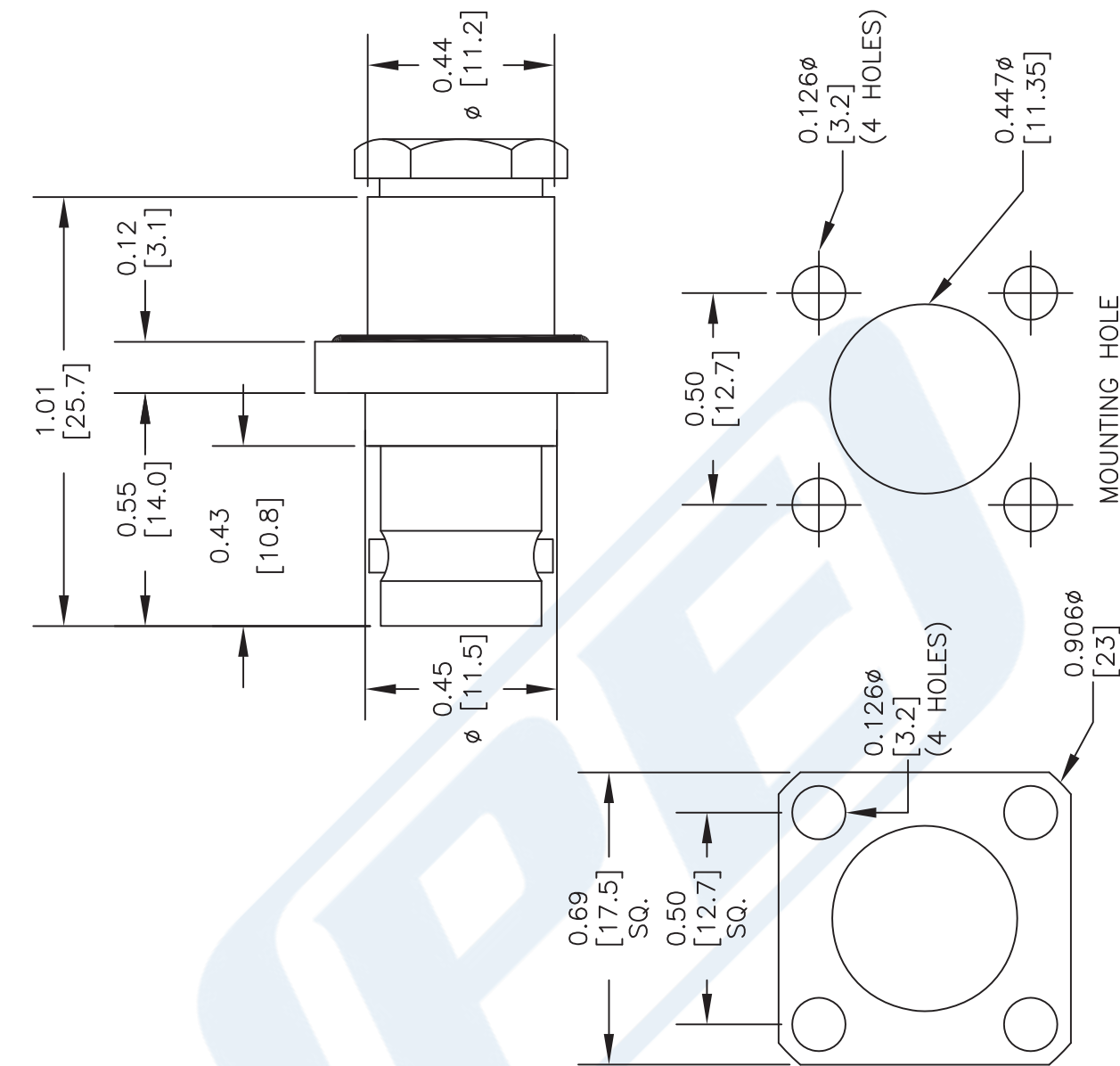
Click the following link (or enter part number in "SEARCH" on website) to obtain additional part information including price, inventory and certifications: [BNC Female Connector Clamp/Solder Attachment 4 Hole Flange Mount for RG316-DS, RG188-DS, IP67 Rated PE44887](#)

URL: <https://www.pasternack.com/bnc-female-rg316-ds-rg188-ds-connector-pe44887-p.aspx>

The information contained in this document is accurate to the best of our knowledge and representative of the part described herein. It may be necessary to make modifications to the part and/or the documentation of the part, in order to implement improvements. Pasternack reserves the right to make such changes as required. Unless otherwise stated, all specifications are nominal. Pasternack does not make any representation or warranty regarding the suitability of the part described herein for any particular purpose, and Pasternack does not assume any liability arising out of the use of any part or documentation.

PE44887 CAD Drawing

BNC Female Connector Clamp/Solder Attachment 4 Hole
Flange Mount for RG316-DS, RG188-DS, IP67 Rated



MOUNTING HOLE

NOTES:
1. UNLESS OTHERWISE SPECIFIED ALL DIMENSIONS ARE NOMINAL.
2. ALL SPECIFICATIONS ARE SUBJECT TO CHANGE WITHOUT NOTICE AT ANY TIME.
3. DIMENSIONS ARE IN INCHES [mm].

DWG TITLE
PE44887

150

SIZE A

SCALE N/A

CAD FILE 091214

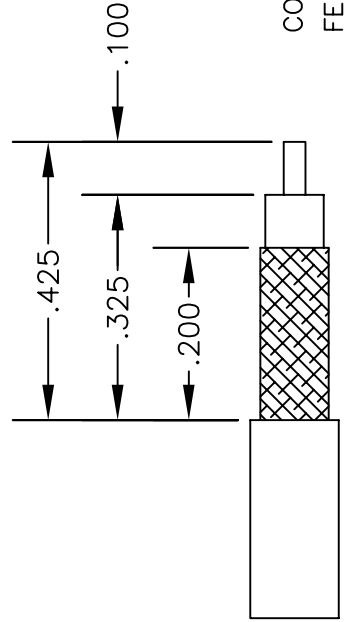
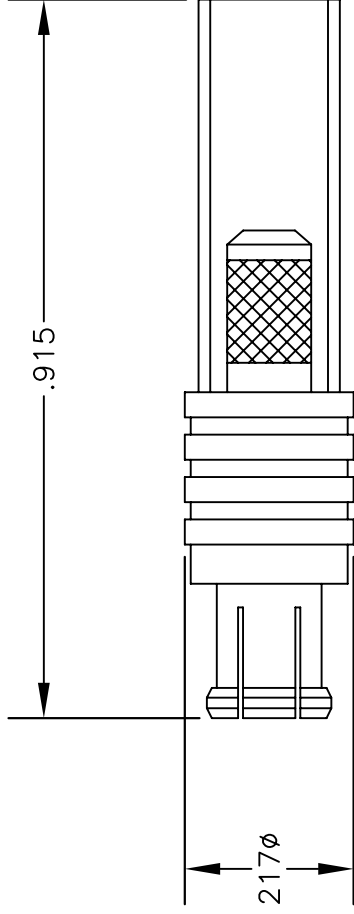
FSCM NO. 53919

ASSEMBLY PROCEDURES

1. STRIP CABLE AS SHOWN. DO NOT NICK THE CENTER CONDUCTOR.
2. INSERT CLAMP NUT THROUGH THE CABLE.
3. SLIDE FERRULE OVER THE CABLE
4. INSERT BODY CHASSIS
5. SLIDE FERRULE TO THE BODY OVER THE BRAID
6. INSERT TEFLON AND SOLDER CONTACT ON CENTER CONDUCTOR
7. CRIMP FERRULE
8. ASSEMBLE INTO THE CONNECTOR BODY, SCREW BUT INTO BODY.

PE PASTERNAK
THE ENGINEER'S RF SOURCE
Pasternack Enterprises, Inc.
P.O. Box 16759 | Irvine | CA | 92623
Phone: (949) 261-1920 | Fax: (949) 261-7451
Website: www.pasternack.com | E-Mail: sales@pasternack.com

MATERIALS	
BODY	BRASS NICKEL PLATED
CONTACT	GOLD PLATED
INSULATOR	PTFE



CRIMP SIZE REQUIRED

CONTACT: SOLDER

FERRULE: .151" HEX CRIMP TOOL

STRIPPING DIMENSIONS



PASTERMACK ENTERPRISES, INC.
P.O. BOX 16759, IRVINE, CA 92623
PHONE (949) 261-1920 FAX (949) 261-7451
WEB ADDRESS: www.pasternack.com
E-MAIL ADDRESS: sales@pasternack.com
COAXIAL & FIBER OPTICS

DWG TITLE

PE4878

DES. MCX PLUG CRIMP ATTACHMENT FOR
RG188-DS & RG316-DS

REV. A

FSCM NO. 53919

CAD FILE 050709

SCALE N/A

SIZE A

127

NOTES:

1. UNLESS OTHERWISE SPECIFIED ALL DIMENSIONS ARE NOMINAL.
2. ALL SPECIFICATIONS ARE SUBJECT TO CHANGE WITHOUT NOTICE AT ANY TIME.
3. DIMENSIONS ARE IN INCHES.

Flexible RG188 Coax Cable Double Shielded with White PTFE Jacket

RF Cables Technical Data Sheet

RG188-DS

Configuration

- Flexible Cable
- 2 Shield(s)

Electrical Specifications

Description	Minimum	Typical	Maximum	Units
Frequency Range	DC		10	GHz
Impedance		50		Ohms
Dielectric Withstanding Voltage (AC)			2,000	Vrms
Nominal Capacitance		32 [104.99]		pF/ft [pF/m]

Performance by Frequency Band

Description	F1	F2	F3	F4	F5	Units
Frequency	0.01	0.1	1	5	10	GHz
Attenuation, Typ	3.8	11.5	30	79	133	dB/100ft
	12.47	37.73	98.43	259.19	436.35	dB/100m
Input Power (CW), Max	1,250	450	160	57		Watts

Mechanical Specifications

Diameter	0.118 in [3 mm]
Weight	0.016 lbs/ft [0.02 Kg/m]

Construction Specifications

Description	Material and Plating	Diameter
Inner Conductor	Copper Clad Steel, Silver, 7 Strands	0.02 in [0.51 mm]
Conductor Type	Stranded	
Dielectric	PTFE	0.06 in [1.52 mm]
First Shield	Silver Plated Copper Braid 90% coverage	0.078 in [1.98 mm]

Click the following link (or enter part number in "SEARCH" on website) to obtain additional part information including price, inventory and certifications: [Flexible RG188 Coax Cable Double Shielded with White PTFE Jacket RG188-DS](#)

Flexible RG188 Coax Cable Double
Shielded with White PTFE Jacket

RF Cables Technical Data Sheet

RG188-DS

Second Shield	Silver Plated Copper Braid 90% coverage	0.096 in [2.44 mm]
Jacket	PTFE, White	0.118 in [3 mm]

Environmental Specifications

Temperature

Operating Range

-55 to +200 deg C

Compliance Certifications (see [product page](#) for current document)

Plotted and Other Data

Notes:

Flexible RG188 Coax Cable Double Shielded with White PTFE Jacket from Pasternack Enterprises has same day shipment for domestic and International orders. Our RF, microwave and millimeter wave products maintain a 99.4% availability and are part of the broadest selection in the industry.

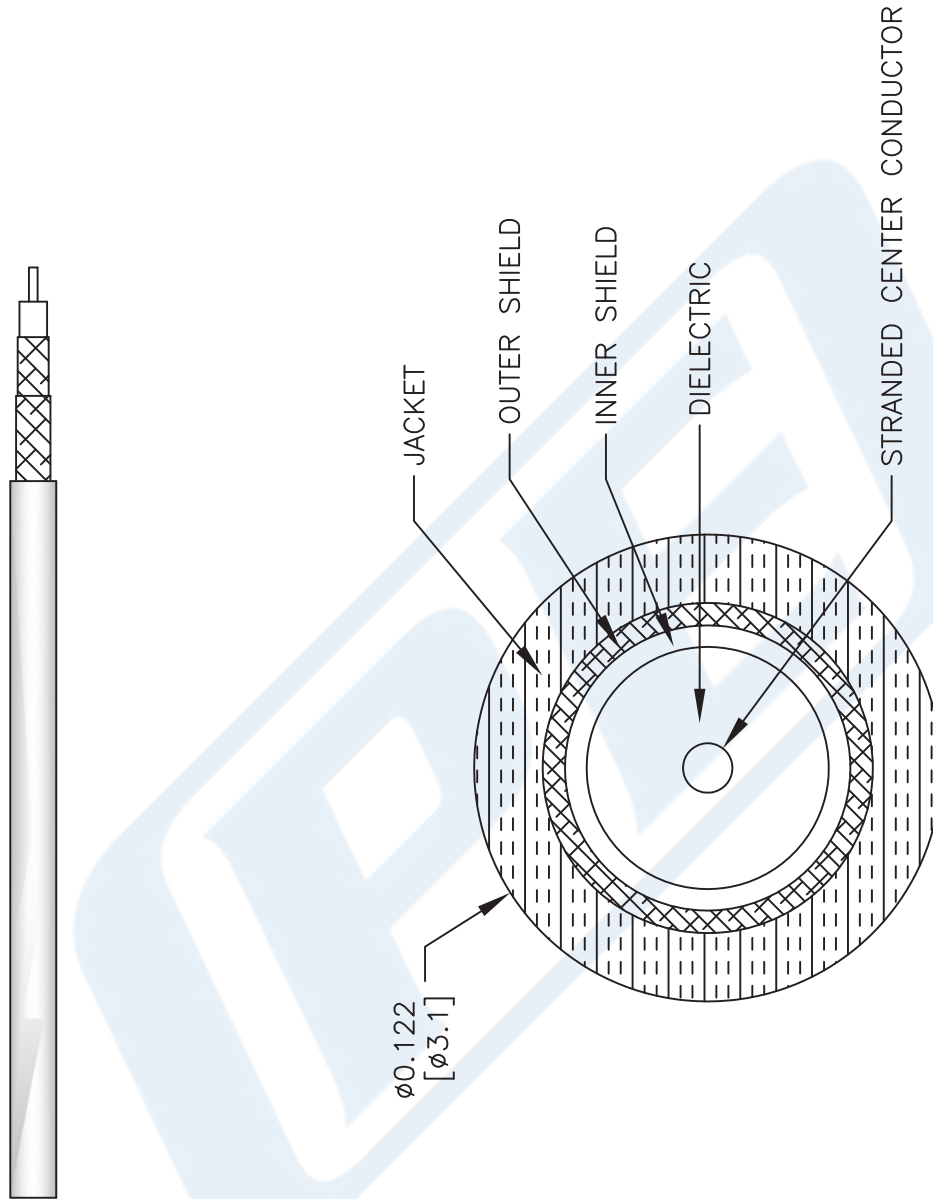
Click the following link (or enter part number in "SEARCH" on website) to obtain additional part information including price, inventory and certifications: [Flexible RG188 Coax Cable Double Shielded with White PTFE Jacket RG188-DS](#)

URL: <https://www.pasternack.com/flexible-0.122-rg188-ds-50-ohm-coax-cable-ptfe-jacket-rg188-ds-p.aspx>

The information contained in this document is accurate to the best of our knowledge and representative of the part described herein. It may be necessary to make modifications to the part and/or the documentation of the part, in order to implement improvements. Pasternack reserves the right to make such changes as required. Unless otherwise stated, all specifications are nominal. Pasternack does not make any representation or warranty regarding the suitability of the part described herein for any particular purpose, and Pasternack does not assume any liability arising out of the use of any part or documentation.

RG188-DS CAD Drawing

Flexible RG188 Coax Cable Double Shielded with White PTFE Jacket



DWG TITLE

RG188-DS

NOTES:
1. UNLESS OTHERWISE SPECIFIED ALL DIMENSIONS ARE NOMINAL.
2. ALL SPECIFICATIONS ARE SUBJECT TO CHANGE WITHOUT NOTICE AT ANY TIME.
3. DIMENSIONS ARE IN INCHES [mm].

CAGE CODE 53919

CAD FILE 062817

SCALE N/A

SIZE A

2233



Pasternack Enterprises, Inc.
P.O. Box 16759 | Irvine | CA | 92623
Phone: (949) 261-1920 | Fax: (949) 261-7451
Website: www.pasternack.com | E-Mail: sales@pasternack.com