

3.5mm Male Connector Clamp/Solder Attachment for PE-047SR, PE-P047, PE-P047LL, PE- SR047AL, PE-SR047FL, .047 Semi-Rigid



PE51275

Configuration

- 3.5mm Male Connector
- 50 Ohms
- Straight Body Geometry
- Connector Interface Types: PE-047SR, PE-P047, PE-P047LL, PE-SR047AL, PE-SR047FL, .047 Semi-Rigid

Features

- Max. Operating Frequency 26.5 MHz
- Excellent VSWR of 1.25:1
- Gold over Nickel Plated Beryllium Copper Contact

Applications

- General Purpose Test
- Custom Cable Assemblies

Description

Pasternack's PE51275 , 3.5mm, Standard, Connector is part of our full line of RF components available for same-day shipping. Our 3.5mm male connector operates up to a maximum frequency of 26.5 MHz and offers excellent VSWR of 1.25:1.

Our 3.5mm male connector PE51275 datasheet specifications and drawing with dimensions are shown below in this PDF. Pasternack's broad catalog of RF, microwave and millimeter wave connectors allows designers to configure and customize their signal connections however they like. Whether the need is to provide an I/O for a board design, or simply create a custom cable assembly configuration, Pasternack has the right connector for the job. Pasternack can also expertly build your custom cable assemblies for you and ship same-day.

Electrical Specifications

Description	Minimum	Typical	Maximum	Units
Frequency Range	DC		26.5	MHz
VSWR			1.25:1	
Insertion Loss			0.154	dB
Operating Voltage (AC)			250	Vrms
Dielectric Withstanding Voltage (AC)			750	Vrms
Inner Conductor DC Resistance			3	mOhms
Outer Conductor DC Resistance			2	mOhms
RF Leakage	100			dB
Impedance		50		Ohms

Electrical Specification Notes:

Insertion loss is = $0.03 \cdot \text{SQRT}(F(\text{GHz}))$ dB

Mechanical Specifications

Size

Length	0.314961 in [8 mm]
Width	0.314961 in [8 mm]
Height	0.633858 in [16.1 mm]
Weight	0.015 lbs [6.8 g]
Mating Cycles	500 Cycles
Mating Torque	7.1 to 15 in-lbs [[0.80 to 1.70 Nm]]
Cable Retention Force	6.1 lbs [2.77 kg]

3.5mm Male Connector Clamp/Solder Attachment
for PE-047SR, PE-P047, PE-P047LL, PE-
SR047AL, PE-SR047FL, .047 Semi-Rigid



PE51275

Material Specifications

Description	Material	Plating
Contact	Beryllium Copper	Gold over Nickel
Insulation	PPO	
Body	Stainless Steel	Passivated
Coupling Nut	Stainless Steel	Passivated
Retaining Ring	Beryllium Copper	Copper-Tin-Zinc Alloy
Gasket	Silicone	
Solder Sleeve	Stainless Steel	Passivated

Environmental Specifications

Temperature

Operating Range
Thermal Shock

-55 to +105 deg C
MIL-STD-202, Method 107, Condition B

Compliance Certifications (see [product page](#) for current document)

Plotted and Other Data

Notes:

3.5mm Male Connector Clamp/Solder Attachment for PE-047SR, PE-P047, PE-P047LL, PE-SR047AL, PE-SR047FL, .047 Semi-Rigid from Pasternack Enterprises has same day shipment for domestic and International orders. Our RF, microwave and millimeter wave products maintain a 99.4% availability and are part of the broadest selection in the industry.

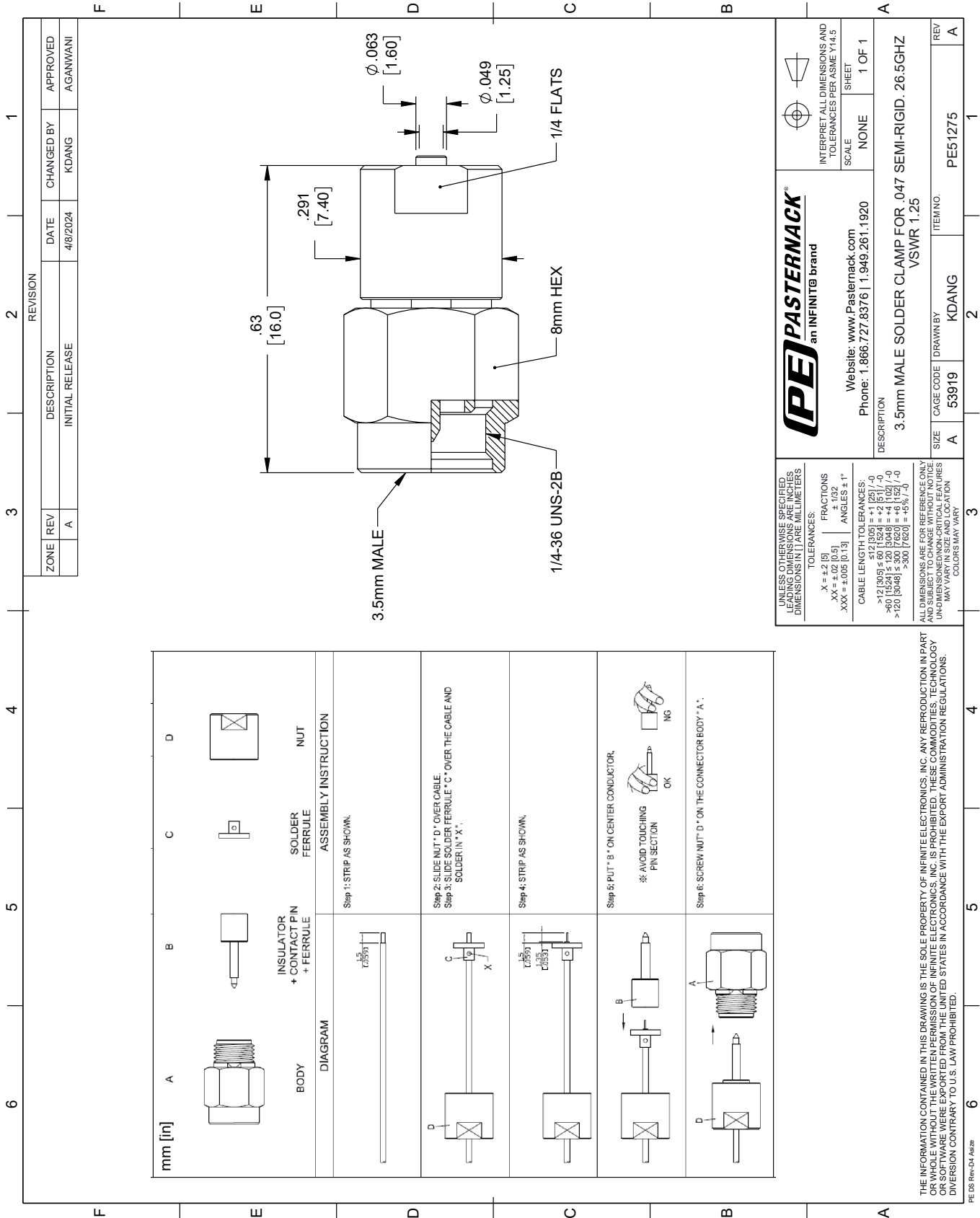
Click the following link (or enter part number in "SEARCH" on website) to obtain additional part information including price, inventory and certifications: [3.5mm Male Connector Clamp/Solder Attachment for PE-047SR, PE-P047, PE-P047LL, PE-SR047AL, PE-SR047FL, .047 Semi-Rigid PE51275](#)

URL: <https://www.pasternack.com/3.5mm-male-pe-047sr-pe-p047-pe-sr047al-connector-pe51275-p.aspx>

The information contained within this document is accurate to the best of our knowledge and representative of the part described herein. It may be necessary to make modifications to the part and/or the documentation of the part in order to implement improvements. Pasternack Enterprises reserves the right to make such changes as required. Unless otherwise stated, all specifications are nominal. Pasternack Enterprises does not make any representation or warranty regarding the suitability of the part described herein for any particular purpose, and Pasternack Enterprises does not assume liability arising out of the use of any part or document.

PE51275 CAD Drawing

3.5mm Male Connector Clamp/Solder Attachment for PE-047SR, PE-P047, PE-P047LL, PE-SR047AL, PE-SR047FL, .047 Semi-Rigid



3.5mm Male Connector Clamp/Solder Attachment for PE-047SR, PE-P047, PE-P047LL, PE- SR047AL, PE-SR047FL, .047 Semi-Rigid



PE51275

Configuration

- 3.5mm Male Connector
- 50 Ohms
- Straight Body Geometry
- Connector Interface Types: PE-047SR, PE-P047, PE-P047LL, PE-SR047AL, PE-SR047FL, .047 Semi-Rigid

Features

- Max. Operating Frequency 26.5 MHz
- Excellent VSWR of 1.25:1
- Gold over Nickel Plated Beryllium Copper Contact

Applications

- General Purpose Test
- Custom Cable Assemblies

Description

Pasternack's PE51275, 3.5mm, Standard, Connector is part of our full line of RF components available for same-day shipping. Our 3.5mm male connector operates up to a maximum frequency of 26.5 MHz and offers excellent VSWR of 1.25:1.

Our 3.5mm male connector PE51275 datasheet specifications and drawing with dimensions are shown below in this PDF. Pasternack's broad catalog of RF, microwave and millimeter wave connectors allows designers to configure and customize their signal connections however they like. Whether the need is to provide an I/O for a board design, or simply create a custom cable assembly configuration, Pasternack has the right connector for the job. Pasternack can also expertly build your custom cable assemblies for you and ship same-day.

Electrical Specifications

Description	Minimum	Typical	Maximum	Units
Frequency Range	DC		26.5	MHz
VSWR			1.25:1	
Insertion Loss			0.154	dB
Operating Voltage (AC)			250	Vrms
Dielectric Withstanding Voltage (AC)			750	Vrms
Inner Conductor DC Resistance			3	mOhms
Outer Conductor DC Resistance			2	mOhms
RF Leakage	100			dB
Impedance		50		Ohms

Electrical Specification Notes:

Insertion loss is = $0.03 * \text{SQRT}(F(\text{GHz}))$ dB

Mechanical Specifications

Size

Length	0.314961 in [8 mm]
Width	0.314961 in [8 mm]
Height	0.633858 in [16.1 mm]
Weight	0.015 lbs [6.8 g]
Mating Cycles	500 Cycles
Mating Torque	7.1 to 15 in-lbs [[0.80 to 1.70 Nm]]
Cable Retention Force	6.1 lbs [2.77 kg]

3.5mm Male Connector Clamp/Solder Attachment
for PE-047SR, PE-P047, PE-P047LL, PE-
SR047AL, PE-SR047FL, .047 Semi-Rigid



PE51275

Material Specifications

Description	Material	Plating
Contact	Beryllium Copper	Gold over Nickel
Insulation	PPO	
Body	Stainless Steel	Passivated
Coupling Nut	Stainless Steel	Passivated
Retaining Ring	Beryllium Copper	Copper-Tin-Zinc Alloy
Gasket	Silicone	
Solder Sleeve	Stainless Steel	Passivated

Environmental Specifications

Temperature

Operating Range

-55 to +105 deg C

Thermal Shock

MIL-STD-202, Method 107, Condition B

Compliance Certifications (see [product page](#) for current document)

Plotted and Other Data

Notes:

3.5mm Male Connector Clamp/Solder Attachment for PE-047SR, PE-P047, PE-P047LL, PE-SR047AL, PE-SR047FL, .047 Semi-Rigid from Pasternack Enterprises has same day shipment for domestic and International orders. Our RF, microwave and millimeter wave products maintain a 99.4% availability and are part of the broadest selection in the industry.

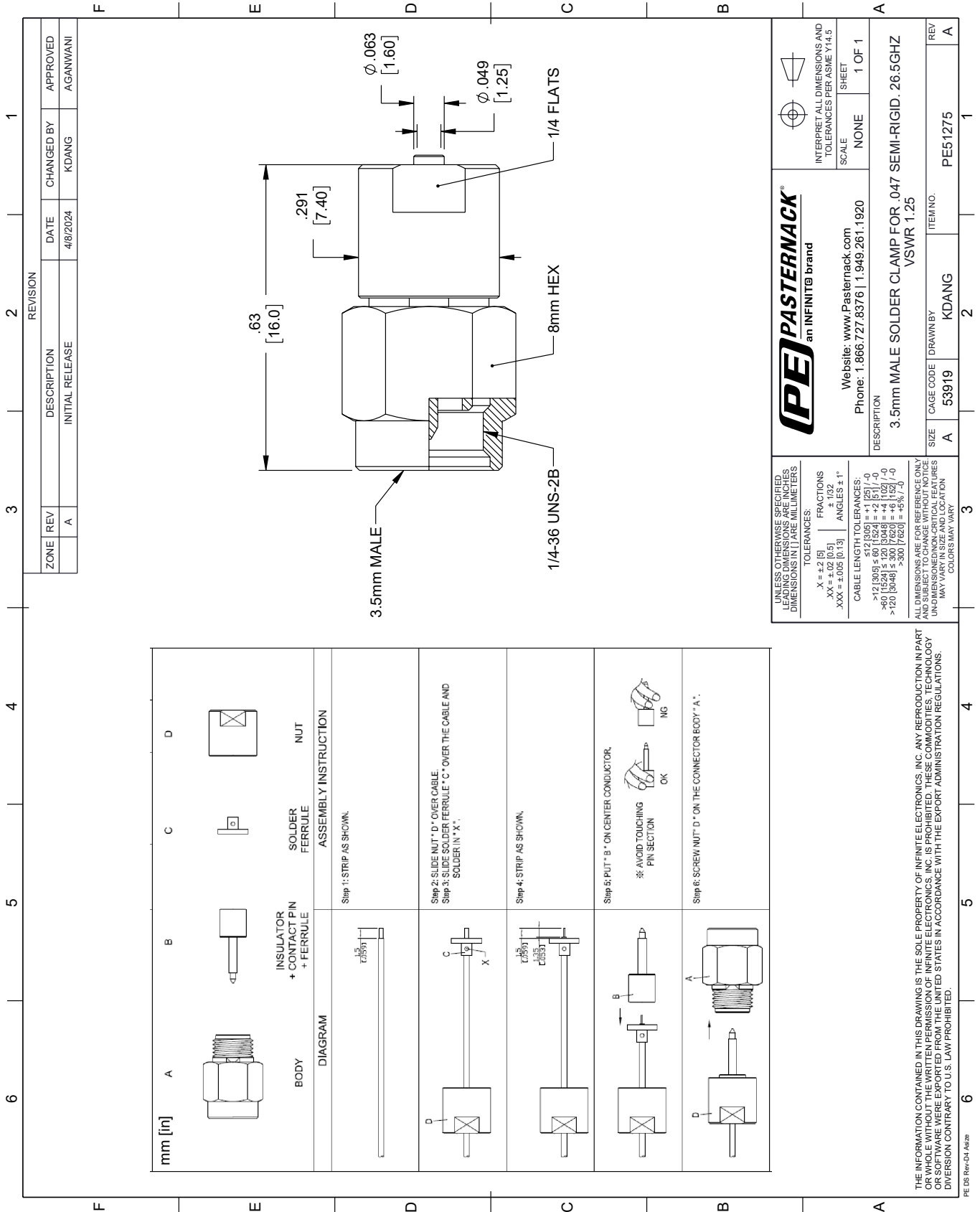
Click the following link (or enter part number in "SEARCH" on website) to obtain additional part information including price, inventory and certifications: [3.5mm Male Connector Clamp/Solder Attachment for PE-047SR, PE-P047, PE-P047LL, PE-SR047AL, PE-SR047FL, .047 Semi-Rigid PE51275](#)

URL: <https://www.pasternack.com/3.5mm-male-pe-047sr-pe-p047-pe-sr047al-connector-pe51275-p.aspx>

The information contained within this document is accurate to the best of our knowledge and representative of the part described herein. It may be necessary to make modifications to the part and/or the documentation of the part in order to implement improvements. Pasternack Enterprises reserves the right to make such changes as required. Unless otherwise stated, all specifications are nominal. Pasternack Enterprises does not make any representation or warranty regarding the suitability of the part described herein for any particular purpose, and Pasternack Enterprises does not assume liability arising out of the use of any part or document.

PE51275 CAD Drawing

3.5mm Male Connector Clamp/Solder Attachment for PE-047SR, PE-P047, PE-P047LL, PE-SR047AL, PE-SR047FL, .047 Semi-Rigid



047 Semi-rigid Coax Cable with Copper Outer Conductor

TECHNICAL DATA SHEET

PE-047SR

Configuration

Inner Conductor Material and Plating	Copper Clad Steel, Silver
Dielectric Type	PTFE
Shield Materials	Copper

Electrical Specifications

Impedance, Ohms	50
Maximum Operating Frequency, GHz	40
Dielectric Withstanding Voltage, Vrms	2,000

Electrical Specifications by Frequency

Frequency 1

Frequency, MHz	1000
Attenuation, dB/100ft [dB/100m]	40 [131.23]
Power Handling, Watts	32

Frequency 2

Frequency, GHz	10
Attenuation, dB/100ft [dB/100m]	130 [426.51]
Power Handling, Watts	9

Frequency 3

Frequency, GHz	20
Attenuation, dB/100ft [dB/100m]	190 [623.36]
Power Handling, Watts	6.5

Mechanical Specifications

Temperature

Operating Range, deg C	-55 to +100
------------------------	-------------

Inner Conductor

Number of Strands	1
Material	Copper Clad Steel
Plating	Silver
Diameter, in [mm]	0.011 [0.28]

Dielectric:

Type	PTFE
Diameter, in [mm]	0.037 [0.94]

Shield:

Number of	1
Material 1	Copper
Diameter, in [mm]	0.047 [1.19]

Click the following link (or enter part number in "SEARCH" on website) to obtain additional part information including price, inventory and certifications: [047 Semi-rigid Coax Cable with Copper Outer Conductor PE-047SR](#)

047 Semi-rigid Coax Cable with Copper Outer Conductor

TECHNICAL DATA SHEET

PE-047SR

Jacket:

Diameter, in [mm]	0.047 [1.19]
One Time Minimum Bend Radius, in [mm]	0.05 [1.27]
Weight, lbs/ft [Kg/m]	0.005 [0.01]

Compliance Certifications (visit www.Pasternack.com for current document)

RoHS Compliant	
REACH Compliant	12/19/2011

Plotted and Other Data

Notes:

- Values at +25 °C, sea level

047 Semi-rigid Coax Cable with Copper Outer Conductor from Pasternack Enterprises has same day shipment for domestic and International orders. Our RF, microwave and millimeter wave products maintain a 99% availability and are part of the broadest selection in the industry.

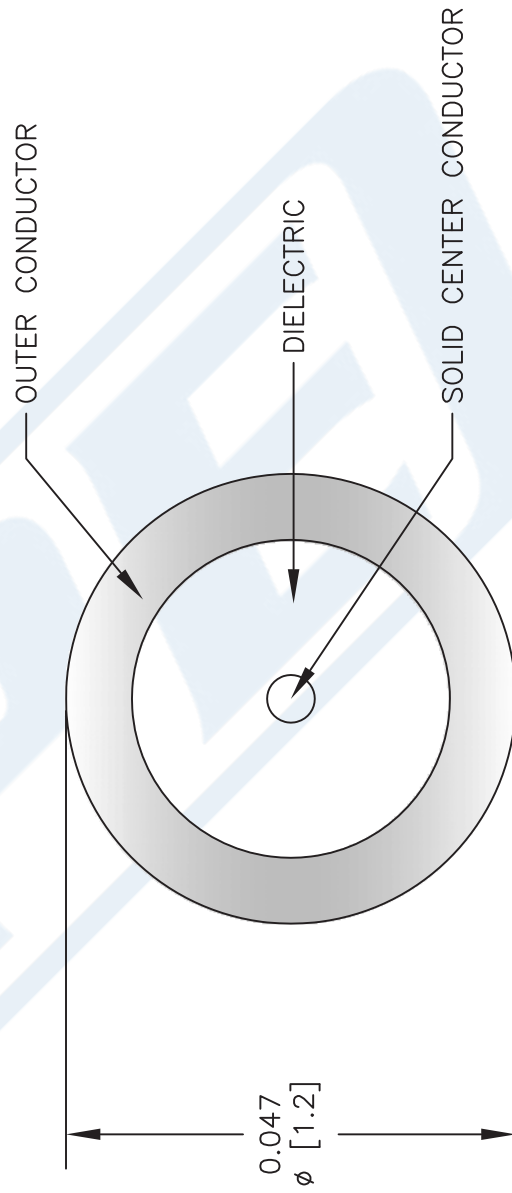
Click the following link (or enter part number in "SEARCH" on website) to obtain additional part information including price, inventory and certifications: [047 Semi-rigid Coax Cable with Copper Outer Conductor PE-047SR](#)

URL: <http://www.pasternack.com/semirigid-0.047-50-ohm-coax-cable-copper-pe-047sr-p.aspx>

The information contained in this document is accurate to the best of our knowledge and representative of the part described herein. It may be necessary to make modifications to the part and/or the documentation of the part, in order to implement improvements. Pasternack reserves the right to make such changes as required. Unless otherwise stated, all specifications are nominal. Pasternack does not make any representation or warranty regarding the suitability of the part described herein for any particular purpose, and Pasternack does not assume any liability arising out of the use of any part or documentation.

PE-047SR CAD Drawing

047 Semi-rigid Coax Cable with Copper Outer Conductor



NOTES:
 1. UNLESS OTHERWISE SPECIFIED ALL DIMENSIONS ARE NOMINAL.
 2. ALL SPECIFICATIONS ARE SUBJECT TO CHANGE WITHOUT NOTICE AT ANY TIME.
 3. DIMENSIONS ARE IN INCHES [mm].

DWG TITLE		CAD FILE		SCALE		SIZE	
PE-047SR		073113		N/A		A	
FSCM NO. 53919							

PE PASTERNAK®
 Pasternack Enterprises, Inc.
 P.O. Box 16759 | Irvine | CA | 92623
Phone: (949) 261-1920 | **Fax:** (949) 261-7451
Website: www.pasternack.com | **E-Mail:** sales@pasternack.com